



US00D750591S

(12) **United States Design Patent**
Katori

(10) **Patent No.:** **US D750,591 S**
(45) **Date of Patent:** **** Mar. 1, 2016**

- (54) **TELEPHONE BASE UNIT**
- (71) Applicant: **Panasonic Corporation**, Osaka (JP)
- (72) Inventor: **Takehito Katori**, Kyoto (JP)
- (73) Assignee: **Panasonic Corporation**, Osaka (JP)
- (**) Term: **14 Years**
- (21) Appl. No.: **29/514,576**
- (22) Filed: **Jan. 14, 2015**
- (30) **Foreign Application Priority Data**

Jul. 29, 2014 (EM) 002510438-0003

- (51) **LOC (10) Cl.** **14-03**
- (52) **U.S. Cl.**
USPC **D14/149**
- (58) **Field of Classification Search**
USPC D14/140, 140.1, 140.7, 140.8, 141.2,
D14/142, 147-149, 151, 150, 240, 248, 251,
D14/253, 130, 144, 155, 158, 159, 188, 217,
D14/226, 229, 252, 331, 399, 329;
D21/517; 455/557, 575.1, 74.1;
710/303; D13/107, 108, 168, 169, 171,
D13/174; 379/88.17, 90.01, 93.17, 387.01,
379/388.02, 419-420.04, 428.01-428.04,
379/434-436, 440, 446-447, 454-455,
379/93.23; D10/104.1; D18/7
CPC H04M 1/00; H04M 1/003; H04M 1/02;
H04M 1/03; H04M 1/04; H04M 1/0202;
H04M 1/0297; H04M 1/233
See application file for complete search history.

(56) **References Cited**

U.S. PATENT DOCUMENTS

D349,699 S * 8/1994 Sacher D14/141.2
5,432,836 A * 7/1995 Jarrett H04M 1/0297
379/435

D544,474 S *	6/2007	Kim	D14/247
D545,804 S *	7/2007	Lee	D14/138 AA
D548,715 S *	8/2007	Lee	D14/138 AD
D570,324 S *	6/2008	Furuno	D14/149
D572,699 S *	7/2008	Ahn	D14/138 G
D576,998 S	9/2008	Furuno		
D581,407 S *	11/2008	Burns	D14/247
D582,886 S	12/2008	Woo et al.		
D588,573 S	3/2009	West et al.		
D603,355 S *	11/2009	Tkachuk	D14/138 AD
D604,260 S *	11/2009	Choi	D14/138 AA
D613,724 S	4/2010	Kao et al.		
D617,766 S	6/2010	Katori et al.		
D618,658 S *	6/2010	Sakamoto	D14/147
D657,771 S *	4/2012	Sakamoto	D14/150
D664,520 S *	7/2012	Shadovitz	D14/150
D678,855 S *	3/2013	Shadovitz	D14/150
2003/0059005 A1 *	3/2003	Meyerson	H04L 12/58 379/88.17

* cited by examiner

Primary Examiner — Susan Bennett Hattan

Assistant Examiner — Marie Fast Horse

(74) *Attorney, Agent, or Firm* — Panasonic Patent Center

(57) **CLAIM**

I claim the ornamental design for a telephone base unit, as shown and described.

DESCRIPTION

FIG. 1 is a front perspective view of a telephone base unit of the present invention;
FIG. 2 is a front view thereof;
FIG. 3 is a rear view thereof;
FIG. 4 is a top view thereof;
FIG. 5 is a bottom view thereof;
FIG. 6 is a first side view thereof; and,
FIG. 7 is a second side view thereof.
The broken lines in the drawings depict parts of the telephone base unit that form no part of the claimed design.

1 Claim, 7 Drawing Sheets

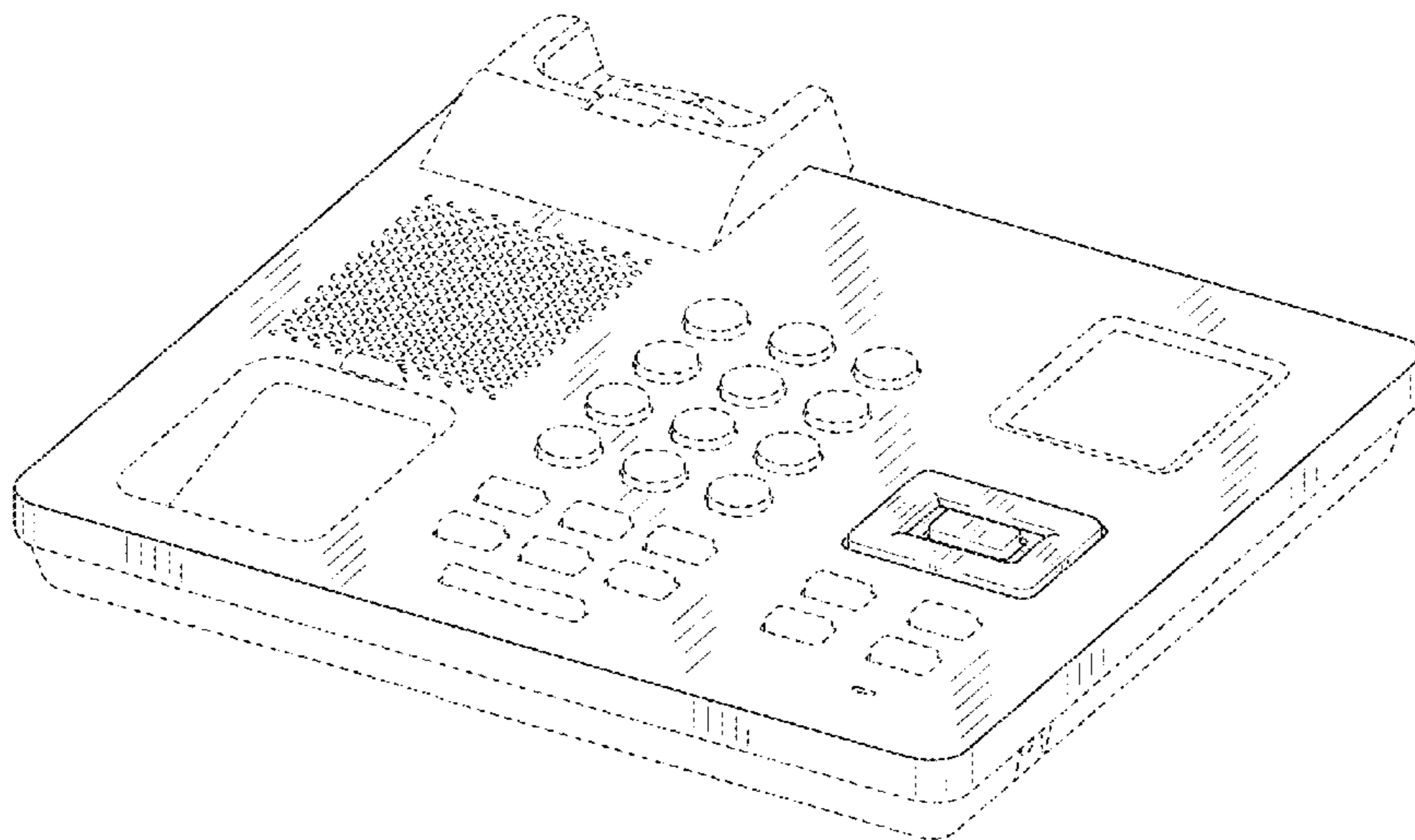


FIG. 1

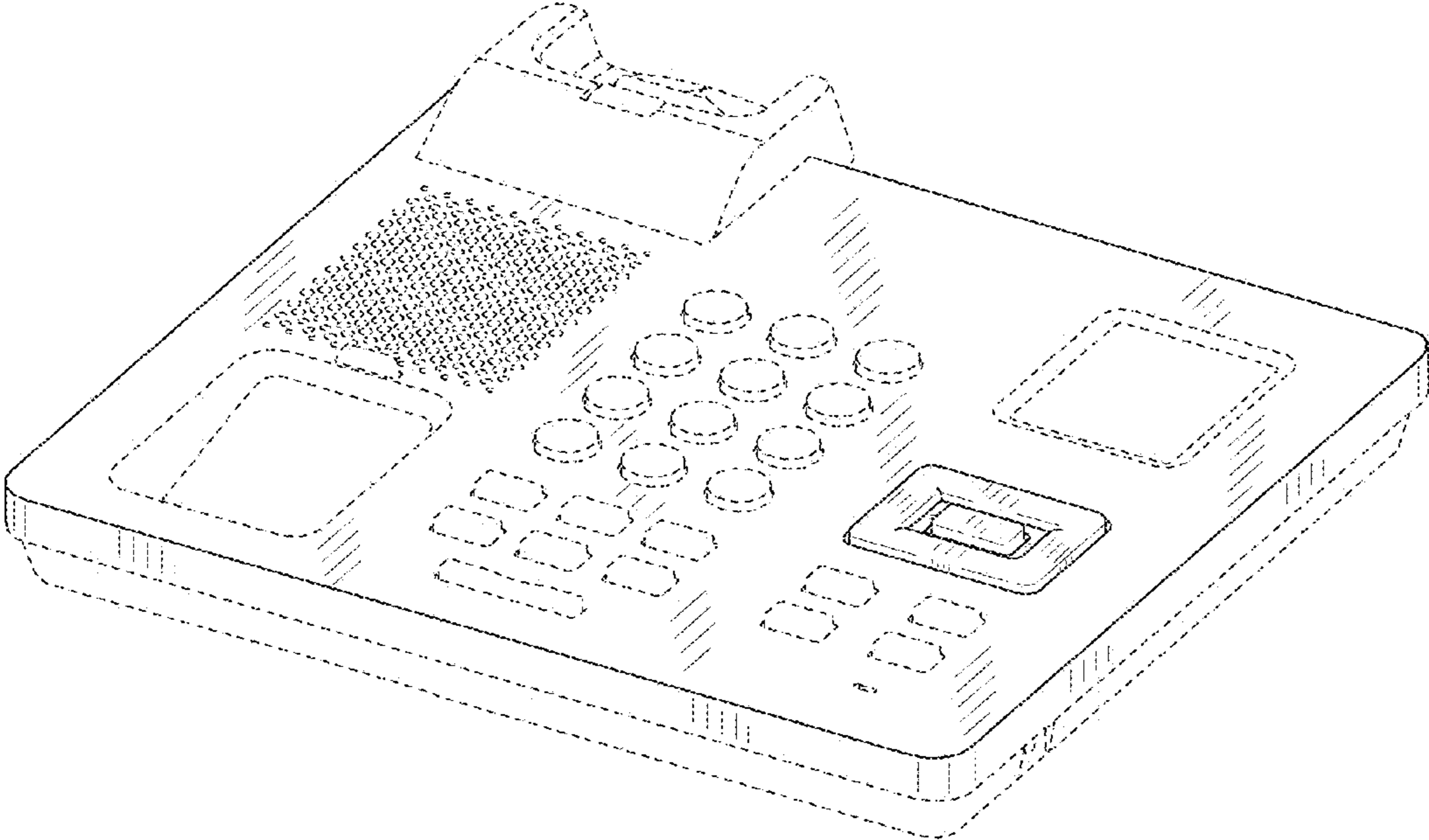


FIG. 2

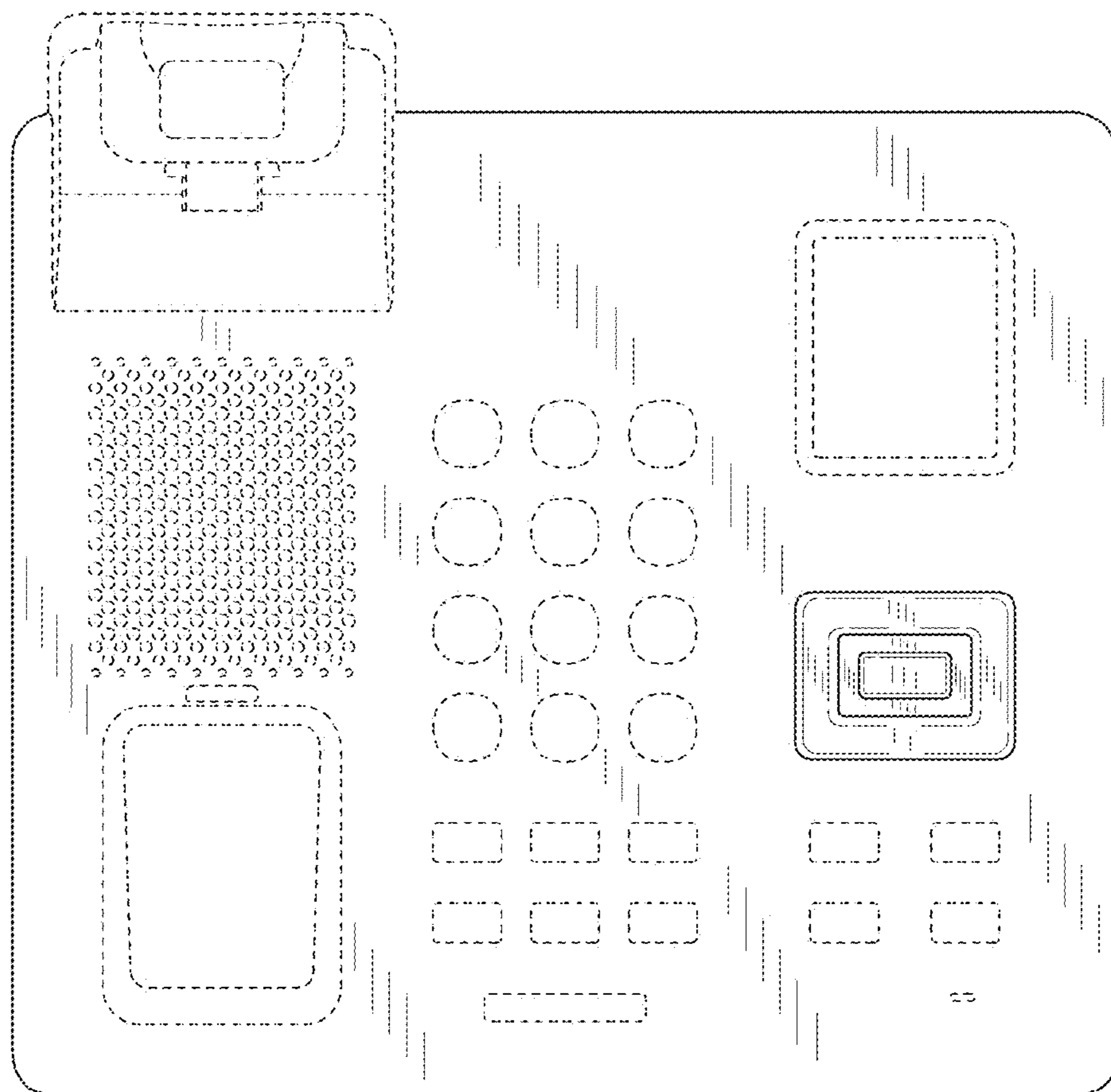


FIG. 3

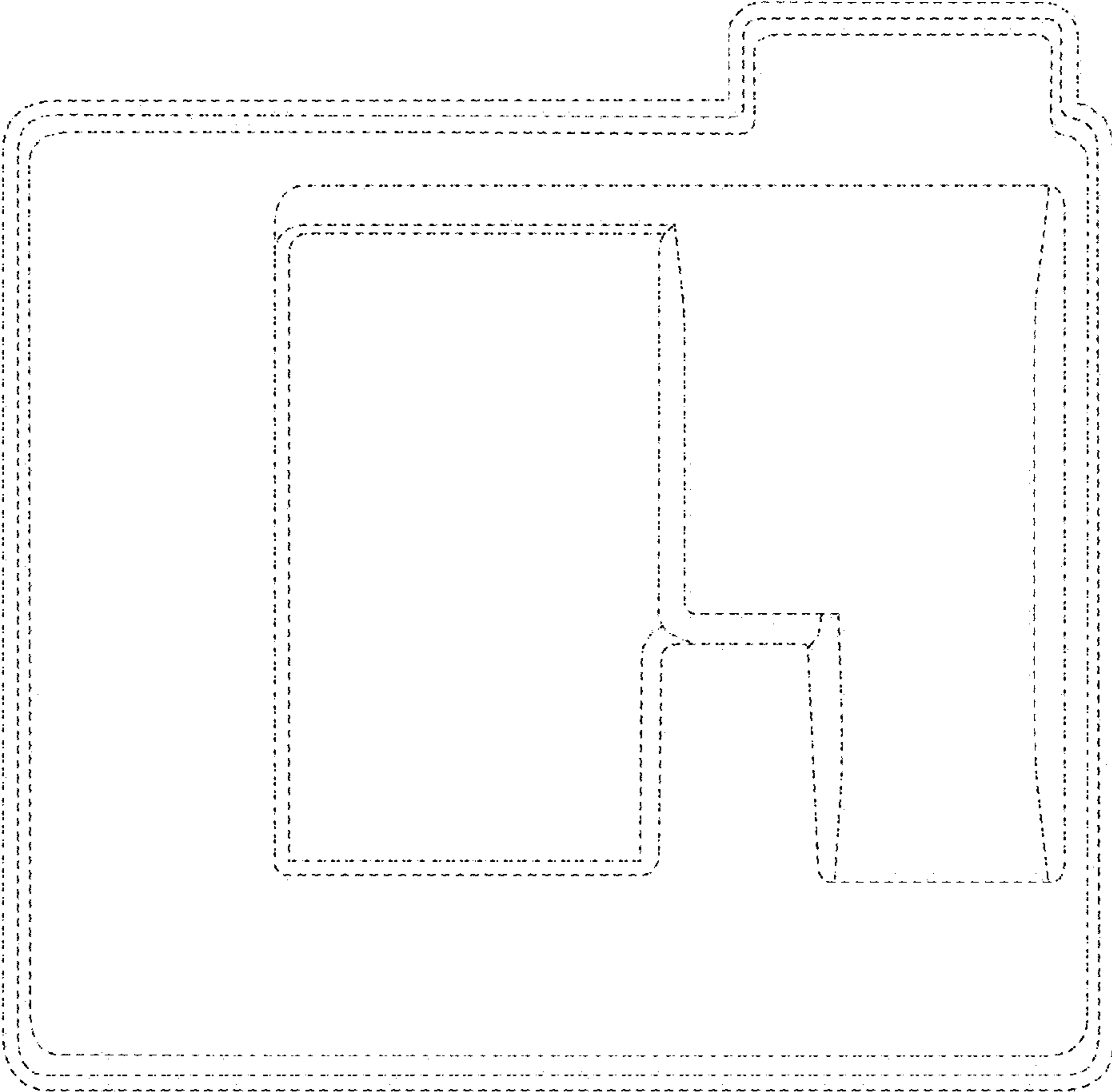


FIG. 4

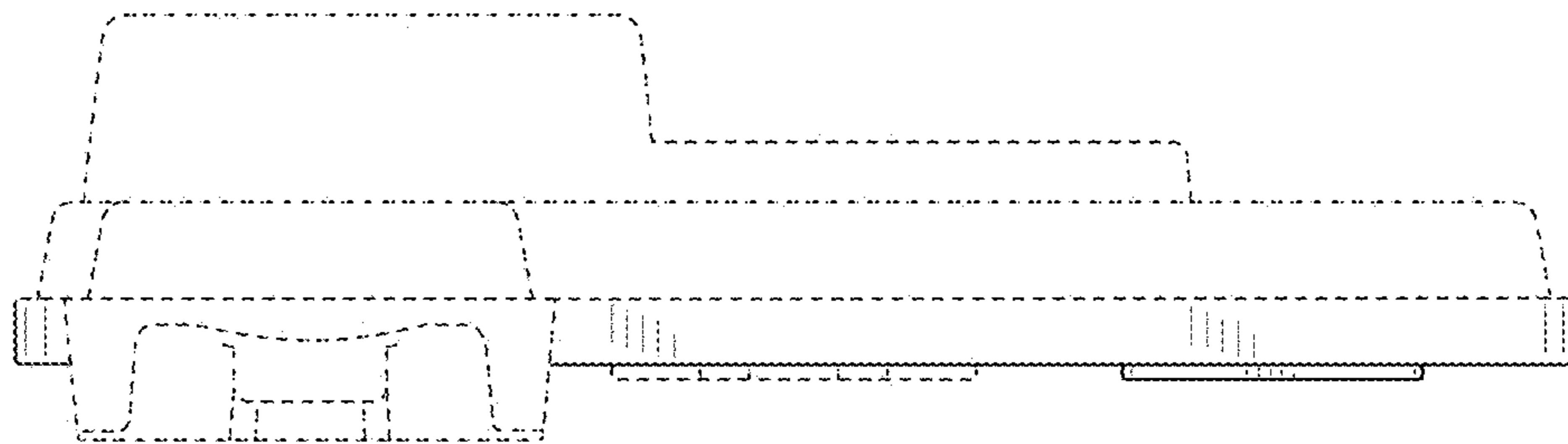


FIG. 5

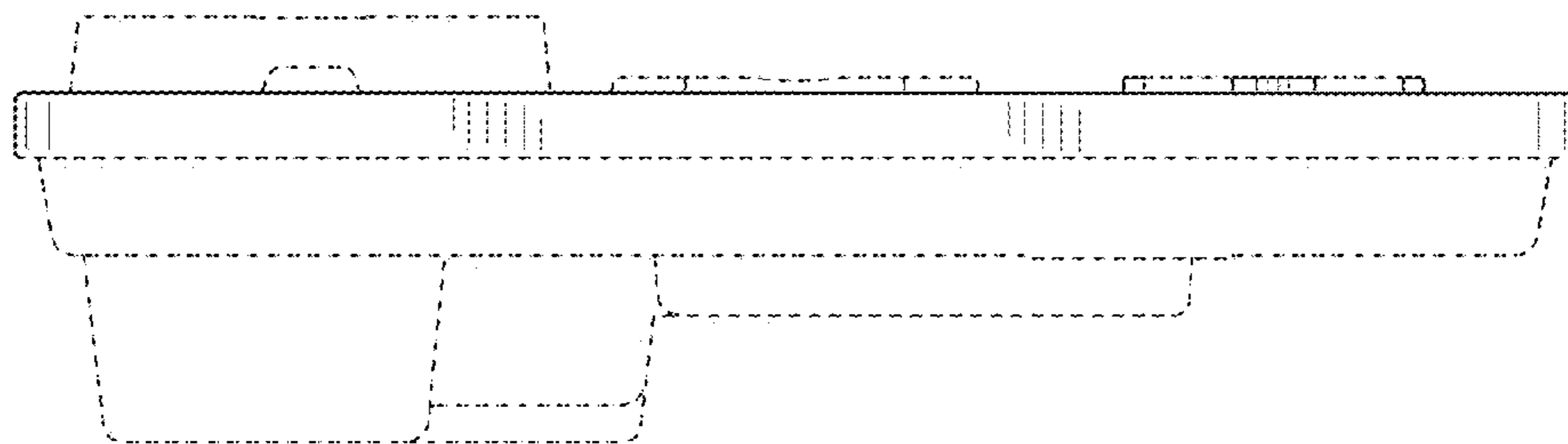


FIG. 6




FIG. 7

