



US00D750581S

(12) **United States Design Patent**  
**Eguchi et al.**

(10) **Patent No.:** **US D750,581 S**  
(45) **Date of Patent:** **\*\* Mar. 1, 2016**

(54) **LIGHT EMITTING DIODE**

(71) Applicants: **CITIZEN ELECTRONICS CO., LTD.**,  
Yamanashi (JP); **CITIZEN HOLDINGS**  
**CO., LTD.**, Tokyo (JP)

(72) Inventors: **Hiroaki Eguchi**, Yamanashi (JP);  
**Sadato Imai**, Yamanashi (JP); **Tatsuya**  
**Katoh**, Yamanashi (JP)

(73) Assignees: **CITIZEN ELECTRONICS CO., LTD.**,  
Yamanashi (JP); **CITIZEN HOLDINGS**  
**CO., LTD.**, Tokyo (JP)

257/88  
D689,451 S \* 9/2013 Shimonishi ..... D13/180  
D698,322 S \* 1/2014 Takeda ..... D13/180  
8,632,226 B2 \* 1/2014 Hata ..... F21V 11/06  
362/249.02  
8,696,159 B2 \* 4/2014 Andrews ..... H01L 25/0753  
257/88  
D706,231 S \* 6/2014 Hussell ..... D13/180  
D707,192 S \* 6/2014 Hussell ..... D13/180  
D709,041 S \* 7/2014 Yu ..... D13/180  
8,772,819 B2 \* 7/2014 Hwu ..... H01L 25/0753  
257/100  
8,835,931 B2 \* 9/2014 Wirth ..... H01L 25/0753  
257/76

(Continued)

(\*\*) Term: **14 Years**

(21) Appl. No.: **29/509,861**

(22) Filed: **Nov. 21, 2014**

(30) **Foreign Application Priority Data**

May 26, 2014 (JP) ..... 2014-011194

(51) **LOC (10) Cl.** ..... **13-03**

(52) **U.S. Cl.**  
USPC ..... **D13/180**

(58) **Field of Classification Search**  
USPC ..... D13/180; D26/1  
CPC ... H01L 25/167; H01L 25/0753; H01L 27/15;  
H01L 27/156; H01L 31/02; H01L 33/00;  
H01L 33/04; H01L 33/08; H01L 33/10;  
H01L 33/20; H01L 33/38; H01L 33/42;  
H01L 33/48; H01L 33/483; H01L 33/486  
See application file for complete search history.

(56) **References Cited**

**U.S. PATENT DOCUMENTS**

7,586,129 B2 \* 9/2009 Hsu ..... H01L 27/15  
257/88  
D615,052 S 5/2010 Imai et al.  
D669,041 S 10/2012 Imai et al.  
D683,708 S \* 6/2013 Sasano ..... D13/180  
8,476,669 B2 \* 7/2013 Liang ..... F21K 9/10

**FOREIGN PATENT DOCUMENTS**

JP D1414399 5/2011  
JP D1414897 5/2011  
JP D1430595 12/2011

**OTHER PUBLICATIONS**

U.S. Appl. No. 29/509,865, filed Nov. 21, 2014, Eguchi et al.

*Primary Examiner* — Selina Sikder

(74) *Attorney, Agent, or Firm* — Wenderoth, Lind & Ponack,  
L.L.P.

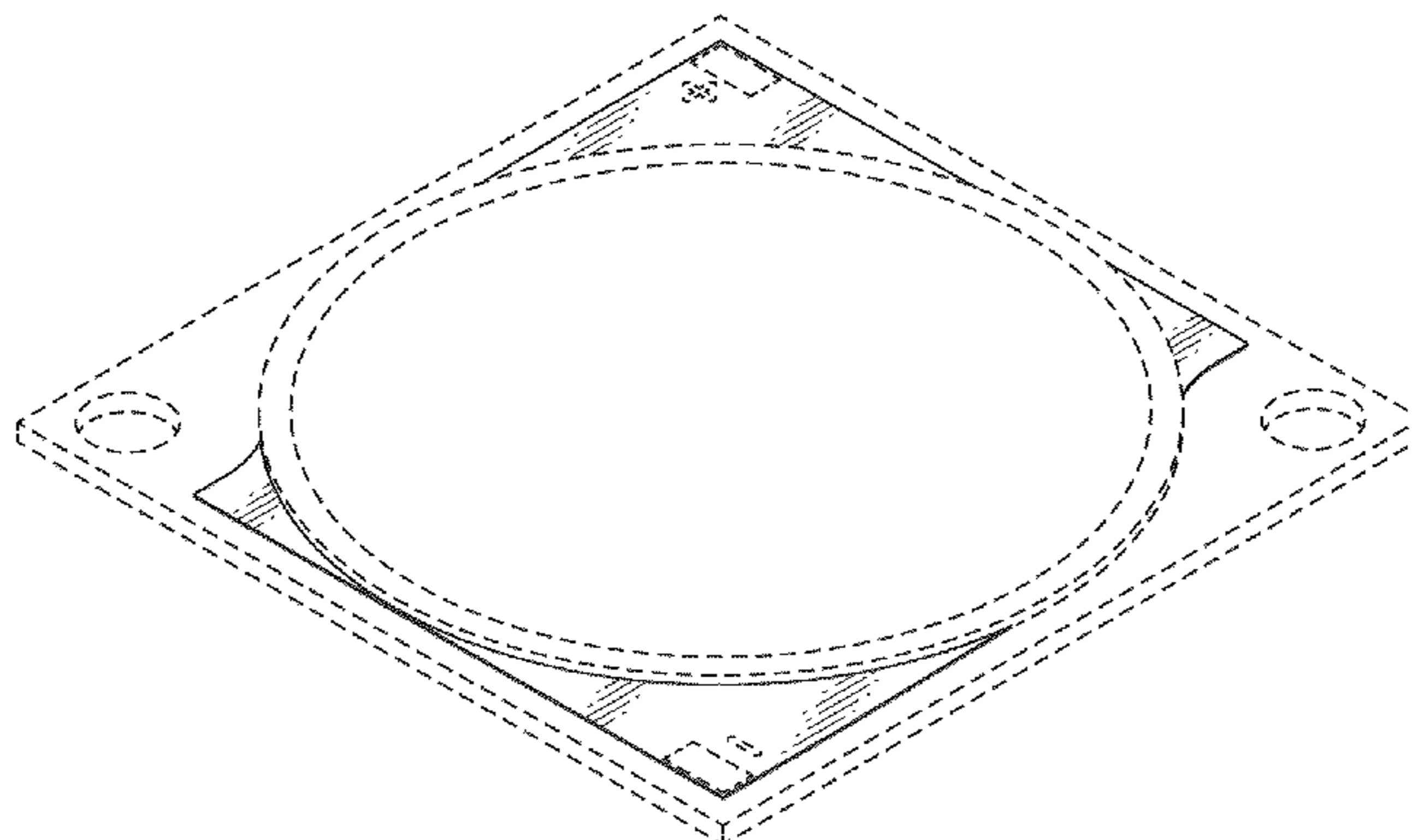
(57) **CLAIM**

The ornamental design for a light emitting diode, as shown  
and described.

**DESCRIPTION**

FIG. 1 is a perspective view of a first embodiment of a light  
emitting diode showing our new design;  
FIG. 2 is a top plan view thereof;  
FIG. 3 is a front view thereof;  
FIG. 4 is a rear view thereof;  
FIG. 5 is a left side elevational view thereof;  
FIG. 6 is a right side elevational view thereof; and,  
FIG. 7 is a bottom plan view thereof.  
The broken lines shown in the drawings are for illustrative  
purposes only and form no part of the claimed design.

**1 Claim, 5 Drawing Sheets**



(56)

**References Cited**

U.S. PATENT DOCUMENTS

D721,339 S *	1/2015	Hussell	.....	D13/180	9,057,501 B2 *	6/2015	Cho	.....	F21V 19/0015	257/99
D727,273 S *	4/2015	Oka	.....	D13/180	9,059,376 B2 *	6/2015	Chou	.....	H01L 25/0753	
9,018,648 B2 *	4/2015	Chiu	.....	H01L 25/0753	9,130,140 B2 *	9/2015	Tsuchiya	.....	H01L 33/641	
				257/79	9,146,026 B2 *	9/2015	Funakubo	.....	F21V 21/00	
9,018,832 B2 *	4/2015	Agatani	.....	H01L 25/0753	2006/0231852 A1 *	10/2006	Kususe	.....	H01L 24/06	257/99
				313/498	2010/0320483 A1 *	12/2010	Kadotani	.....	F21K 9/00	257/88
9,024,334 B2 *	5/2015	Agatani	.....	F21K 9/00	2012/0126257 A1 *	5/2012	Reiherzer	.....	H01L 25/0753	257/88
				257/100						
9,029,905 B2 *	5/2015	Lin	.....	H01L 33/52						

\* cited by examiner

FIG. 1

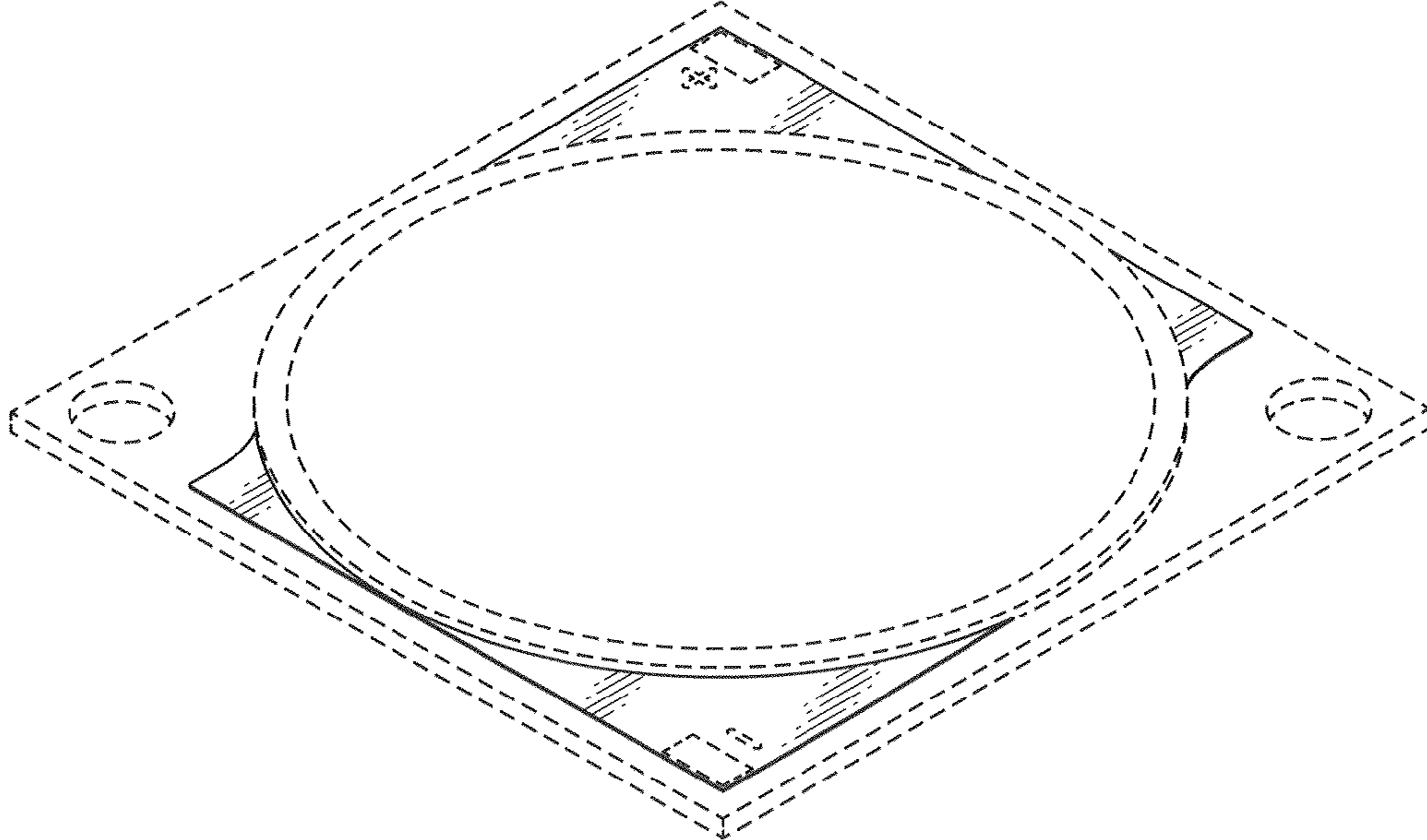


FIG. 2

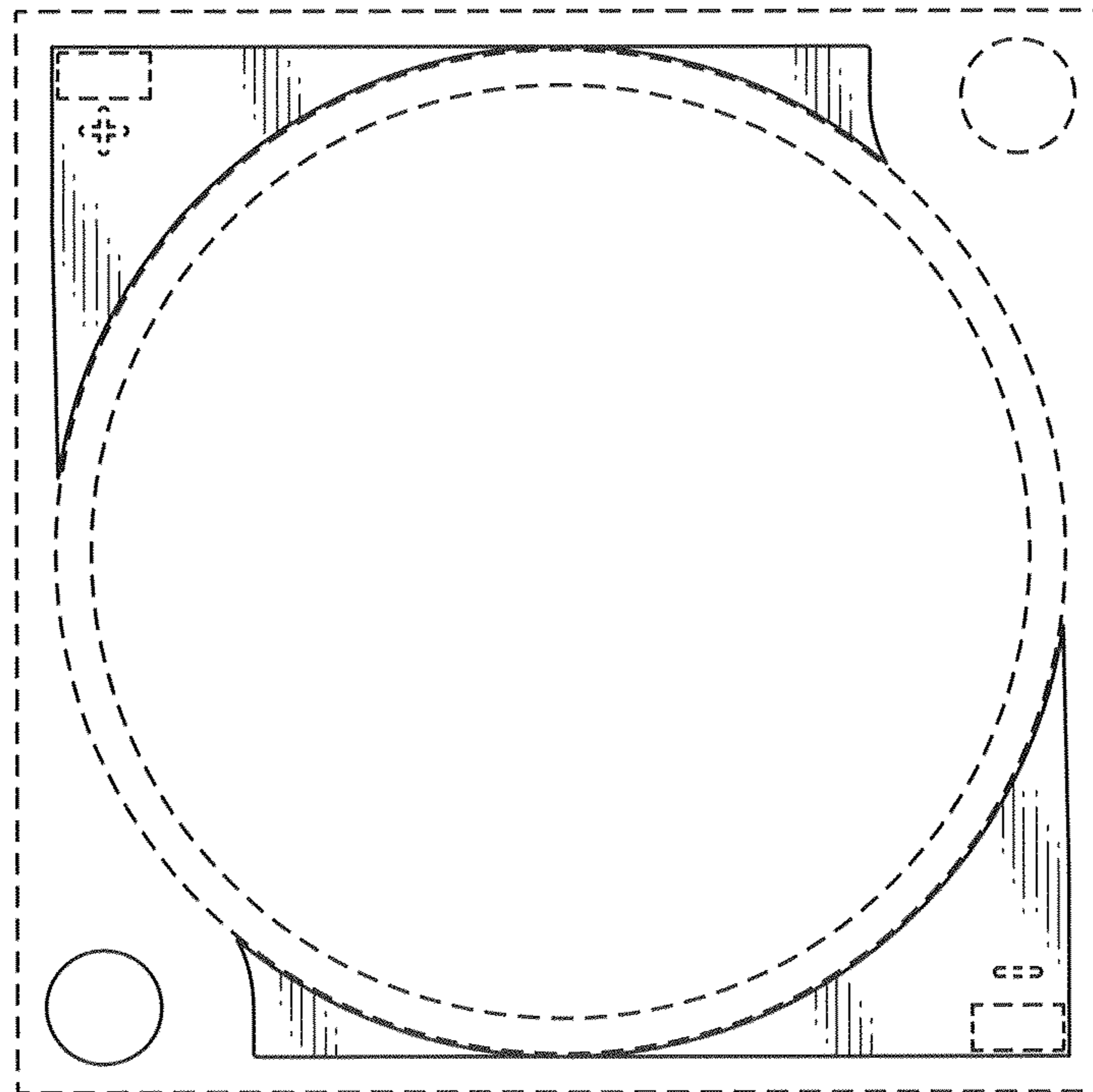


FIG. 3




FIG. 4




FIG. 5




FIG. 6



FIG. 7

