

US00D750561S

(12) **United States Design Patent**
Ravi et al.

(10) **Patent No.:** **US D750,561 S**
(45) **Date of Patent:** **** Mar. 1, 2016**

(54) **BALANCE OF PLANT ONLINE RACK AND
MODULE ASSEMBLY**

H02K 11/046; H02K 19/365; H02K 5/225
See application file for complete search history.

(71) Applicant: **General Electric Company,**
Schenectady, NY (US)

(56) **References Cited**

(72) Inventors: **Pramodh Ravi,** Andhra Pradesh (IN);
Shriniwas Ananda Neje, Pune (IN);
Srinivasulu Pendyala, Pradesh (IN);
Phanindra Taraka Anala, Andhra
Pradesh (IN); **Parag Vishwanatha**
Acharya, Andhra Pradesh (IN);
Shantanu Ratnakar Rao Choudhary,
Hyderabad Andhra Pradesh (IN)

U.S. PATENT DOCUMENTS

4,012,089	A *	3/1977	Ward	312/236
D282,253	S *	1/1986	Shimizu et al.	D13/164
D410,653	S *	6/1999	Roy et al.	D14/140.4
5,990,981	A *	11/1999	Thompson et al.	348/705
D430,564	S *	9/2000	Tsistinas	D14/308
6,220,456	B1 *	4/2001	Jensen et al.	211/26
6,359,789	B1 *	3/2002	Imabayashi et al.	361/796
D473,196	S *	4/2003	Fujikura et al.	D13/164
D537,794	S *	3/2007	Sasaki et al.	D13/159
D539,756	S *	4/2007	Sasaki et al.	D13/159
7,567,434	B1 *	7/2009	Sivertsen	361/679.32
D680,970	S *	4/2013	Wong et al.	D13/158
D703,609	S *	4/2014	Koenig	D13/110

(73) Assignee: **General Electric Company,**
Schenectady, NY (US)

* cited by examiner

(**) Term: **14 Years**

Primary Examiner — Thomas Johannes

(21) Appl. No.: **29/464,354**

Assistant Examiner — Shawn T Gingrich

(22) Filed: **Aug. 15, 2013**

(74) *Attorney, Agent, or Firm* — GE Global Patent Operation

(30) **Foreign Application Priority Data**

(57) **CLAIM**

Feb. 28, 2013 (IN) 251943

The ornamental design for a balance of plant online rack and module assembly, as shown and described.

(51) **LOC (10) Cl.** **13-03**

DESCRIPTION

(52) **U.S. Cl.**
USPC **D13/123**

FIG. 1 is a perspective view of a balance of plant online rack and module assembly, showing the new design.

(58) **Field of Classification Search**
USPC D13/101, 107, 110–112, 114, 117, 118,
D13/120, 122–128, 133, 158–160, 164, 167,
D13/184, 199; D14/125, 142, 240, 348,
D14/353, 358; D12/332; D15/5, 138, 143;
D21/330; D23/200, 207; 290/31, 36 R,
290/38 R; 310/10, 40 R, 40.5; 361/66, 605,
361/612; 218/2, 77–79, 102, 118
CPC . H02M 7/003; H05K 7/20918; H05K 7/1418;
G02B 6/3897; G02B 6/4453; G06F 1/18;
G06F 1/1632; H04N 5/268; H01H 33/66;

FIG. 2 is a front-side view thereof.

FIG. 3 is a back-side view thereof.

FIG. 4 is a top-side view thereof.

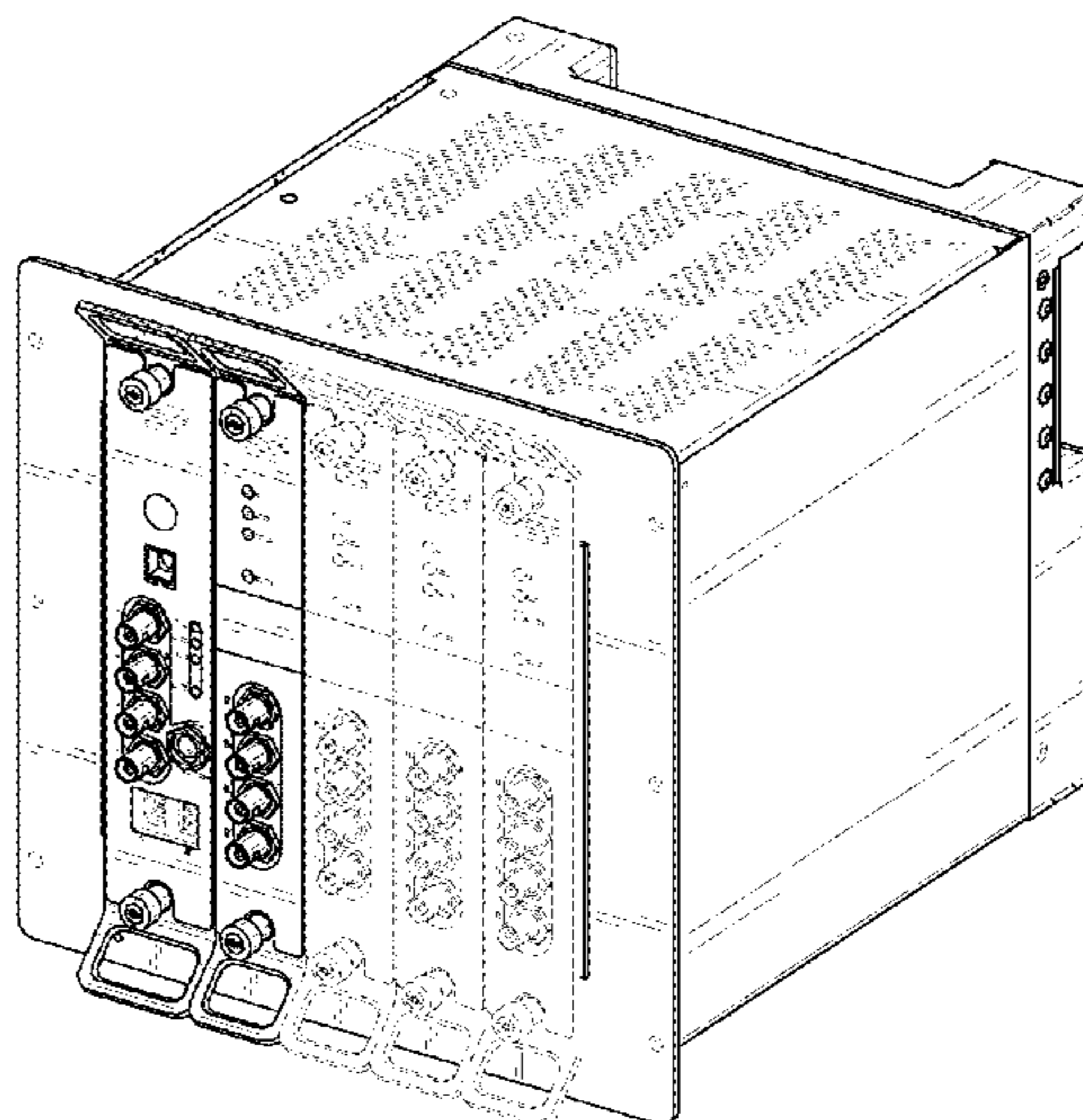
FIG. 5 is a bottom-side view thereof.

FIG. 6 is a right-side view thereof; and,

FIG. 7 is a left-side view thereof.

The broken line portion of the figure drawings is included to show unclaimed subject matter only and forms no part of the claimed design.

1 Claim, 7 Drawing Sheets



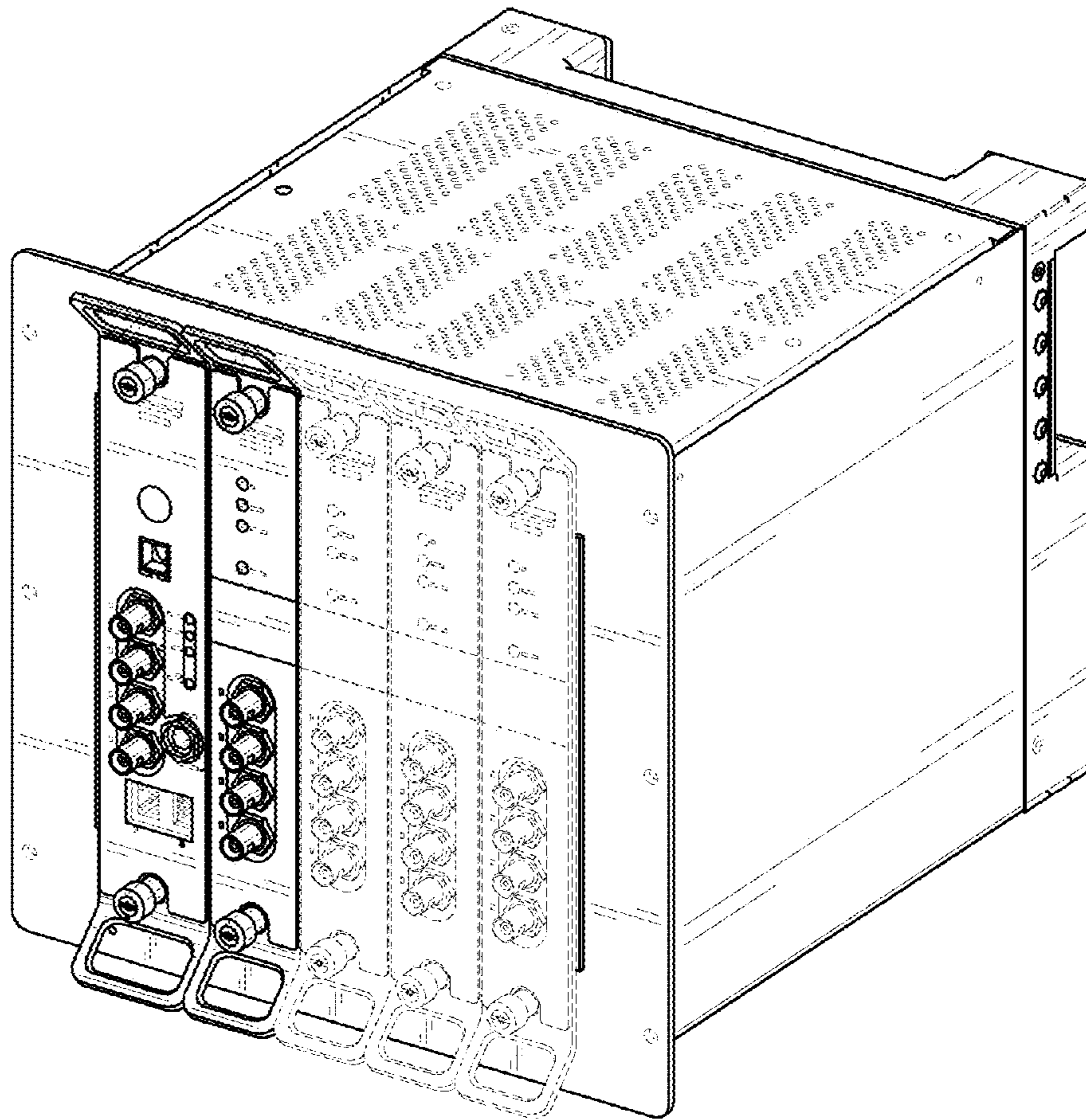


FIG. 1

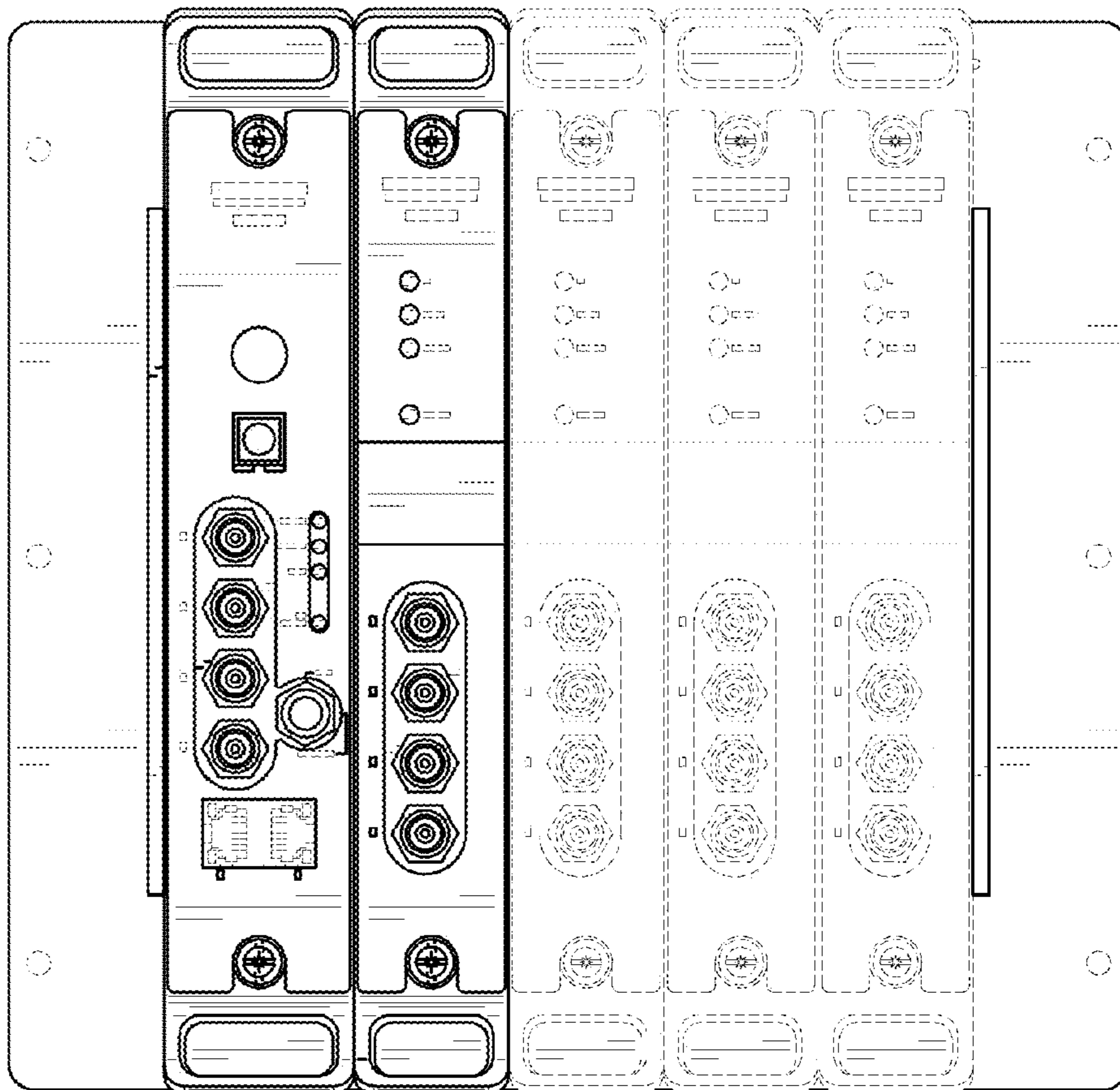


FIG. 2

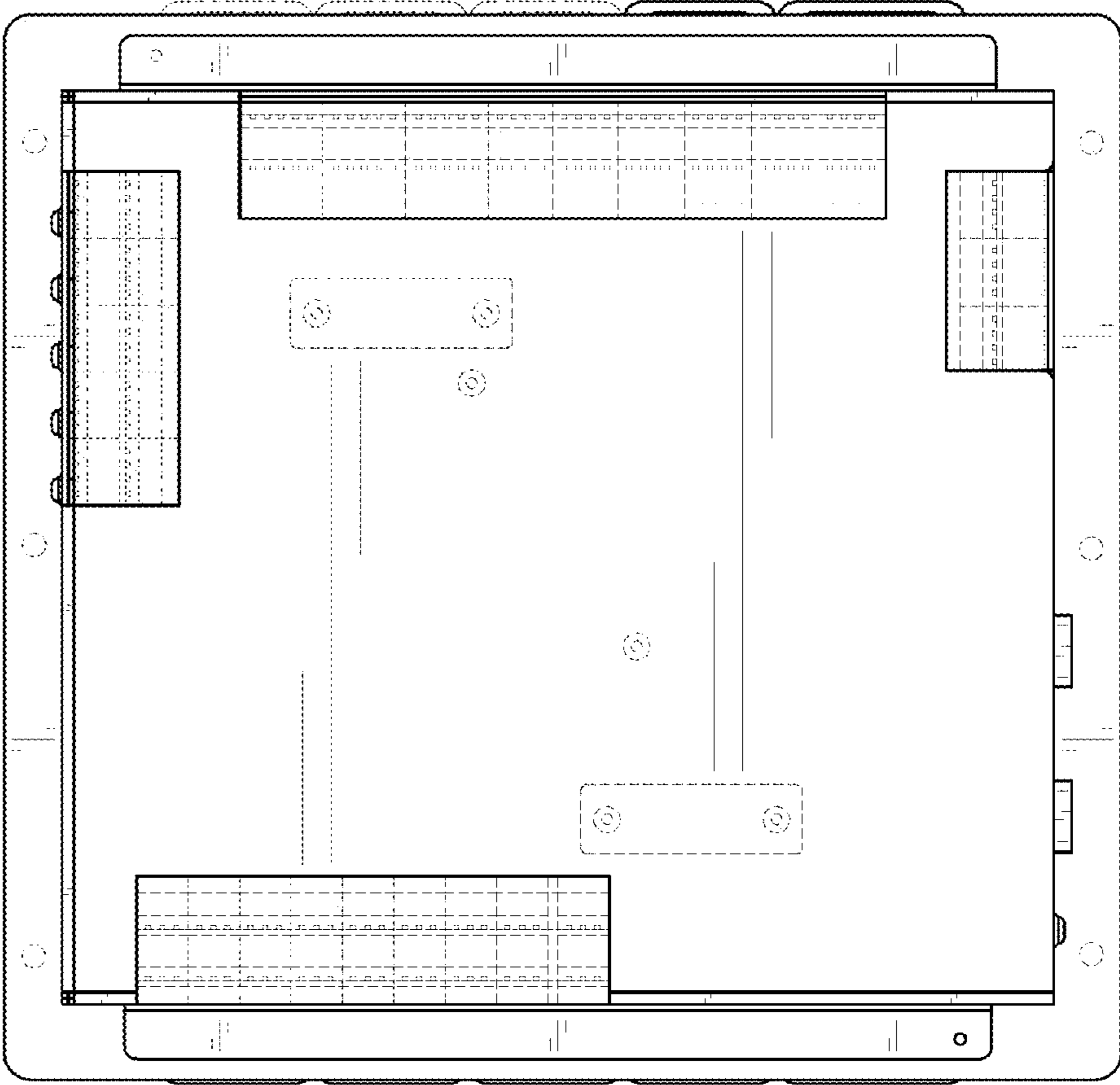


FIG. 3




FIG. 4




FIG. 5

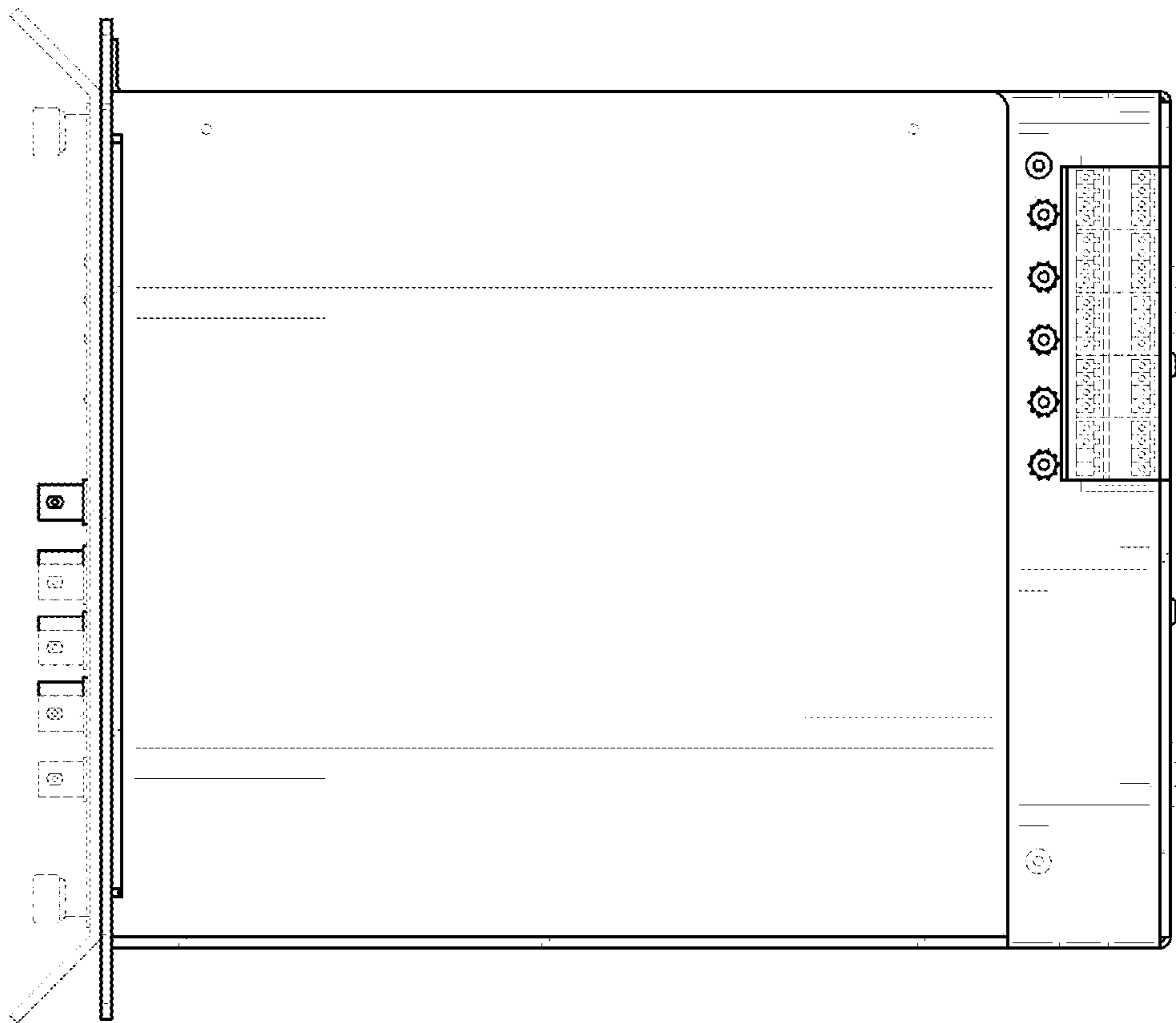


FIG. 6

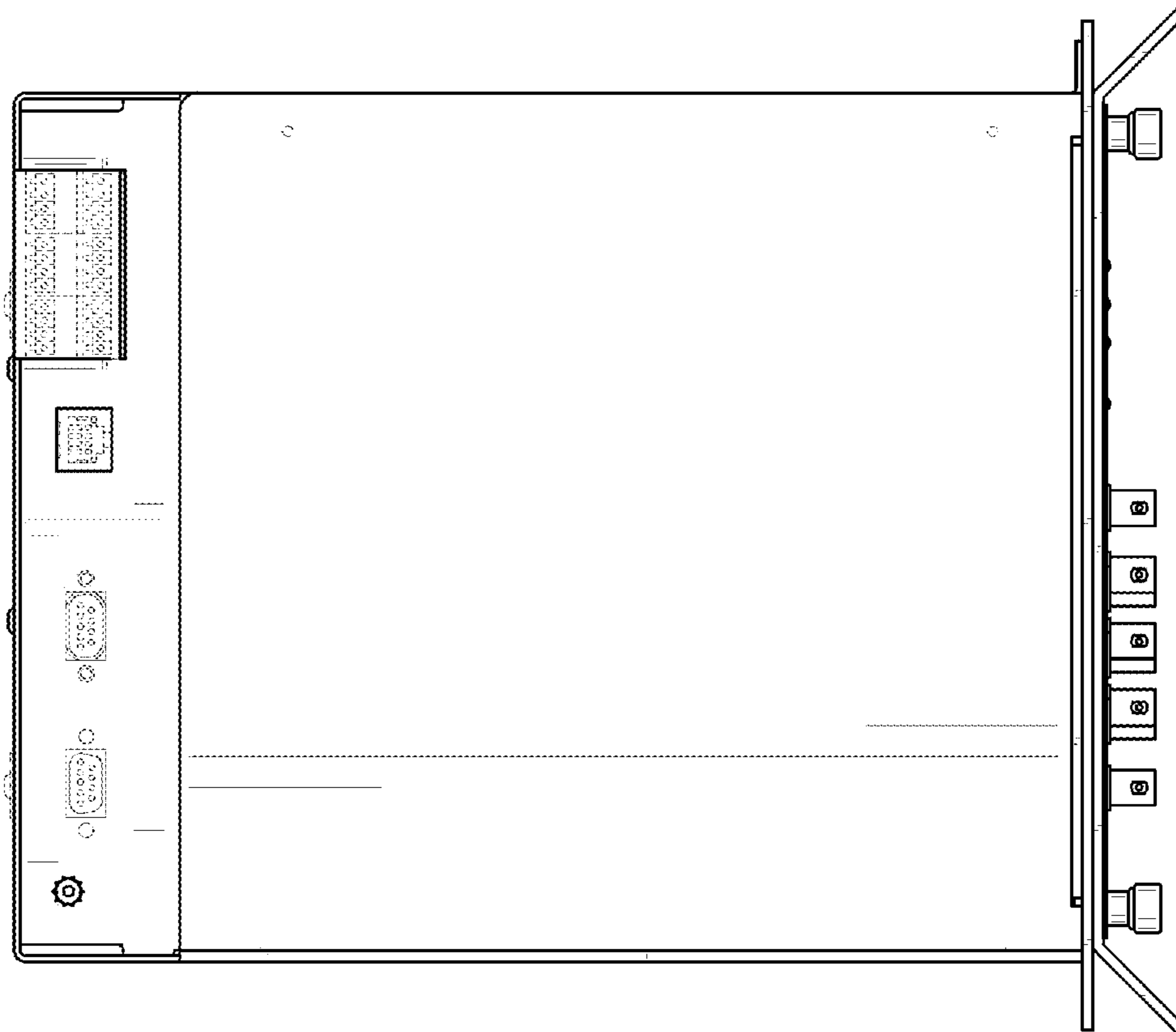


FIG. 7