



US00D750553S

(12) **United States Design Patent**
Scheifele

(10) **Patent No.:** **US D750,553 S**
(45) **Date of Patent:** **** Mar. 1, 2016**

- (54) **TIRE SIDEWALL**
- (71) Applicant: **Bridgestone Americas Tire Operations, LLC, Nashville, TN (US)**
- (72) Inventor: **Kevin E. Scheifele, Atwater, OH (US)**
- (73) Assignee: **Bridgestone Americas Tire Operations, LLC, Nashville, TN (US)**
- (**) Term: **14 Years**
- (21) Appl. No.: **29/472,943**
- (22) Filed: **Nov. 18, 2013**
- (51) **LOC (10) Cl.** **12-15**
- (52) **U.S. Cl.**
USPC **D12/605**
- (58) **Field of Classification Search**
USPC D12/604, 605; D7/588, 396.4, 396.5;
152/523, 524, 525, 555
CPC B60C 13/00; B60C 13/001; B60C 13/02;
B60C 1/0025
See application file for complete search history.

D588,529 S *	3/2009	Reese et al.	D12/605
D592,591 S *	5/2009	Kuwano	D12/605
D593,486 S *	6/2009	Yonetsu	D12/605
D596,117 S *	7/2009	Yonetsu	D12/605
D606,013 S	12/2009	Reese et al.		
D608,274 S	1/2010	Takahashi		
D609,177 S *	2/2010	Osaka	D12/605
D610,534 S	2/2010	Kuroishi		
7,665,496 B2	2/2010	Sano		
D629,745 S *	12/2010	Shondel	D12/605
D645,812 S	9/2011	Tokizaki		
D647,473 S *	10/2011	Kujime	D12/605
D655,671 S *	3/2012	Yasunaga	D12/605
D662,465 S	6/2012	Takano		
D668,210 S	10/2012	Sato		
D680,490 S *	4/2013	Iwabuchi	D12/605
D684,111 S	6/2013	Vandaele		

* cited by examiner

Primary Examiner — Cynthia M Chin

(74) Attorney, Agent, or Firm — Shaun J. Fox

(57) **CLAIM**

The ornamental design for a tire sidewall, as shown and described.

DESCRIPTION

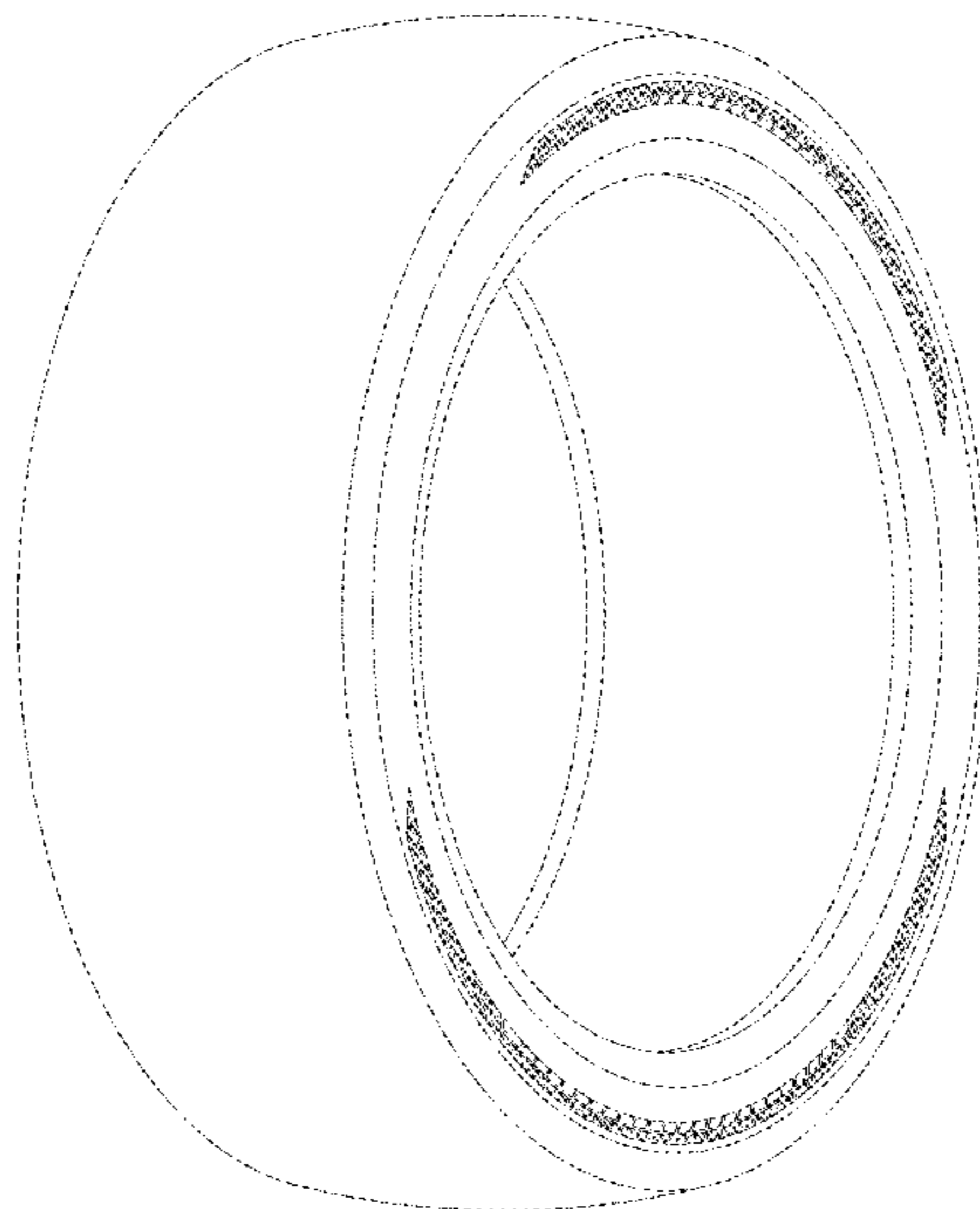
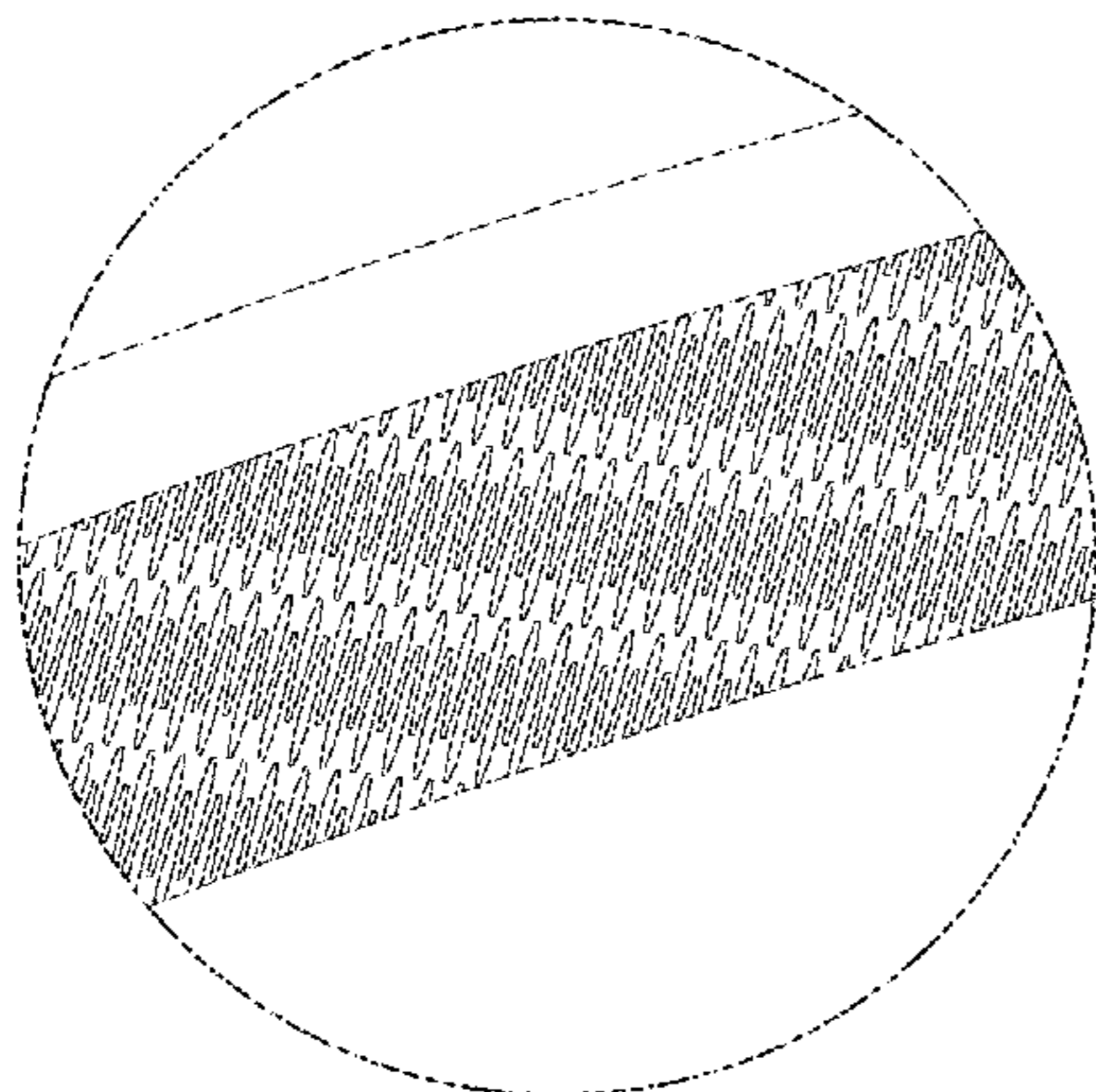
FIG. 1 is a side elevation view of a tire sidewall showing my new design;
 FIG. 2 is an enlarged fragmentary view of the upper quadrant of FIG. 1;
 FIG. 3 is an enlarged fragmentary view of the lower quadrant of FIG. 1;
 FIG. 4 is an enlarged fragmentary view thereof; and,
 FIG. 5 is a side perspective view thereof.
 The broken lines defining the tire tread and inner bead represent unclaimed environmental subject matter; the broken lines immediately adjacent the solid line showing the tire sidewall represent the boundaries of the claimed design but form no part thereof.

1 Claim, 5 Drawing Sheets

(56) **References Cited**

U.S. PATENT DOCUMENTS

D207,572 S *	5/1967	Ueno	D12/605
D281,127 S *	10/1985	Unger	D7/588
D362,223 S *	9/1995	Attinello et al.	D12/605
D369,769 S *	5/1996	Attinello et al.	D12/605
D385,834 S *	11/1997	Ratliff, Jr.	D12/605
D477,807 S	7/2003	Zanzig et al.		
D479,190 S *	9/2003	Maxwell	D12/605
D483,000 S	12/2003	Zanzig et al.		
D483,001 S	12/2003	Zanzig et al.		
D483,010 S *	12/2003	Maxwell	D12/605
D491,136 S	6/2004	Zanzig et al.		
7,147,026 B2	12/2006	Matsumoto		
D568,806 S	5/2008	Dixon et al.		
D571,287 S *	6/2008	Dixon	D12/605
D585,017 S *	1/2009	Shondel	D12/605



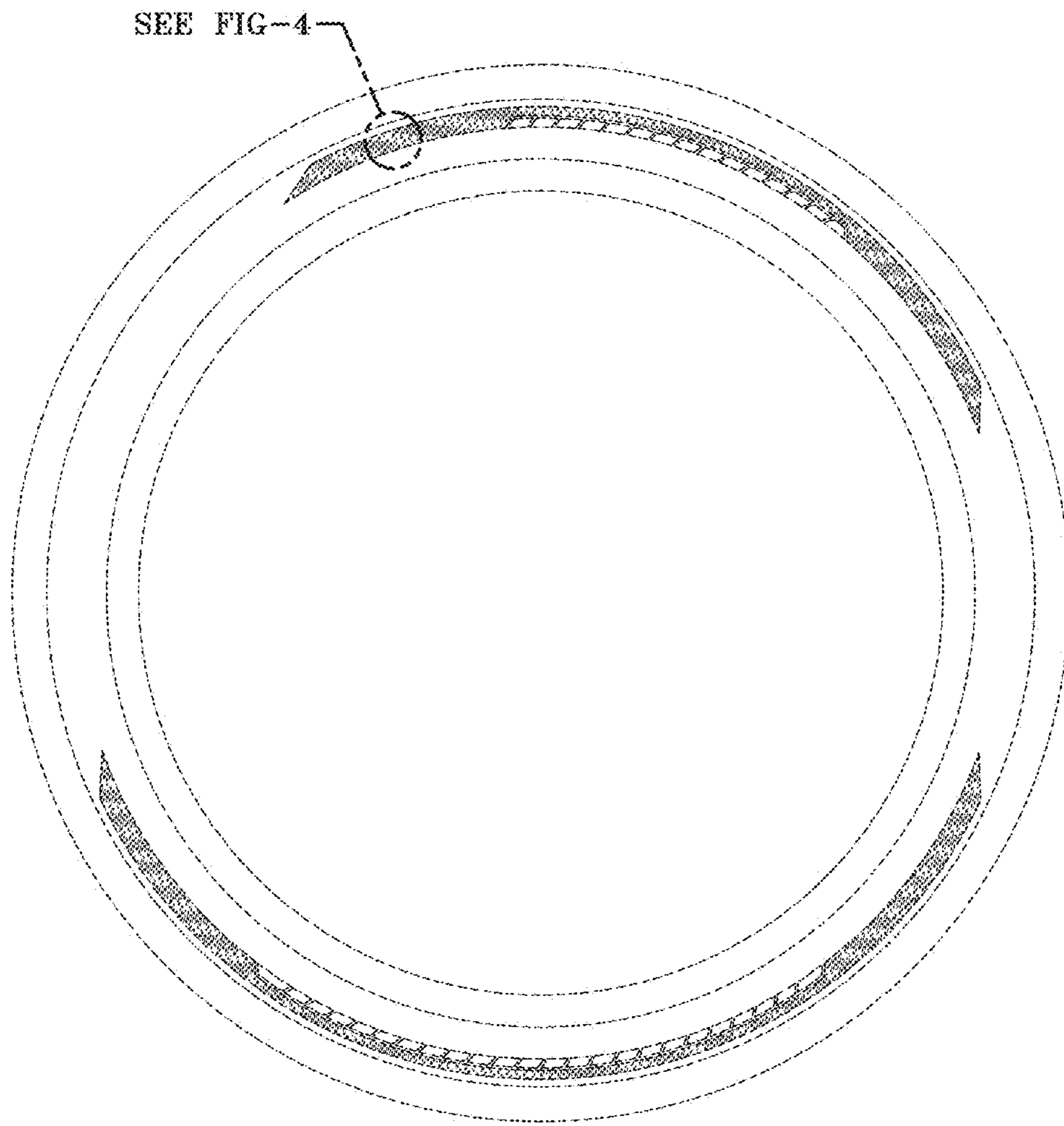


FIG-1




FIG-2




FIG-3

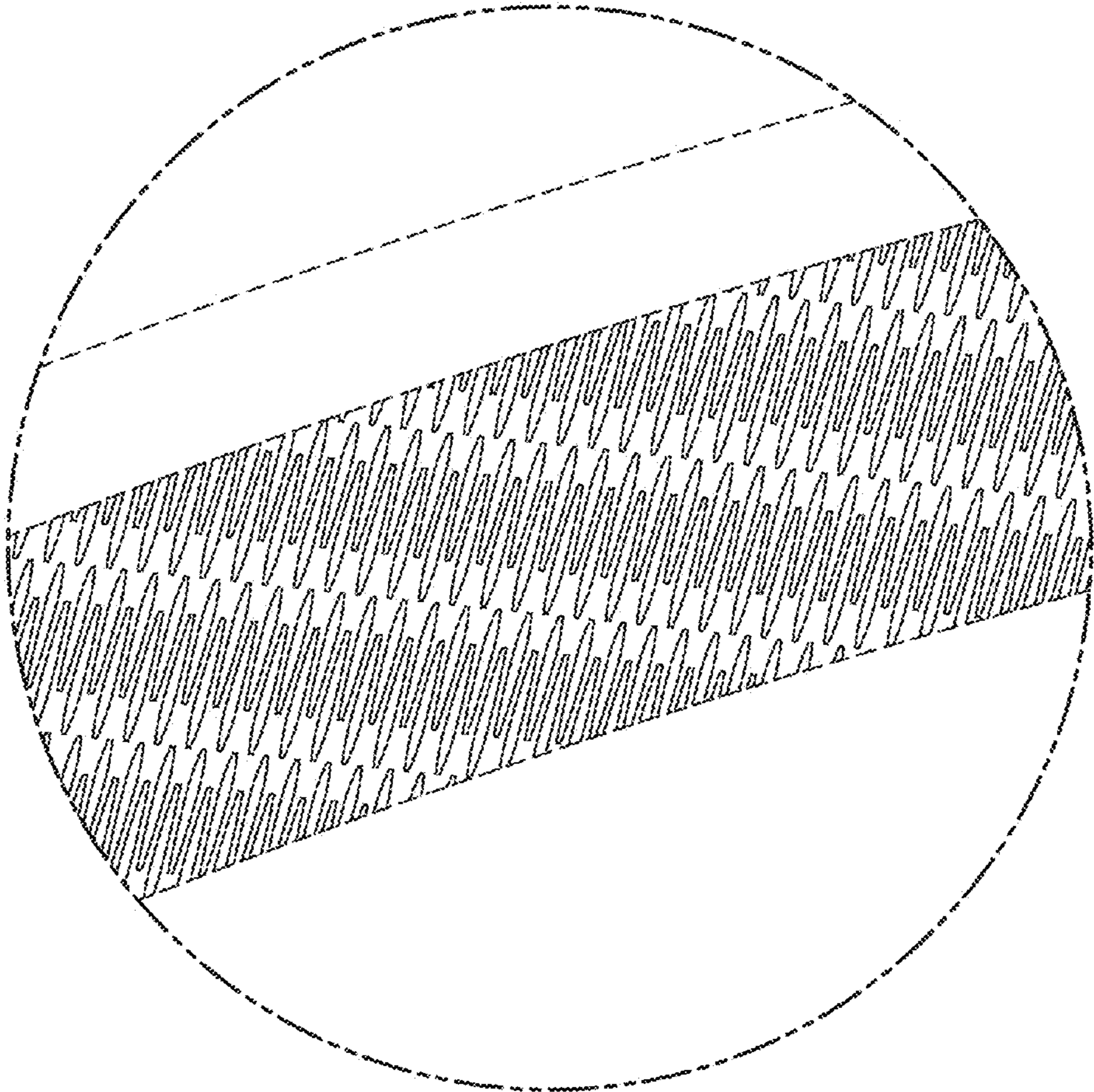


FIG-4

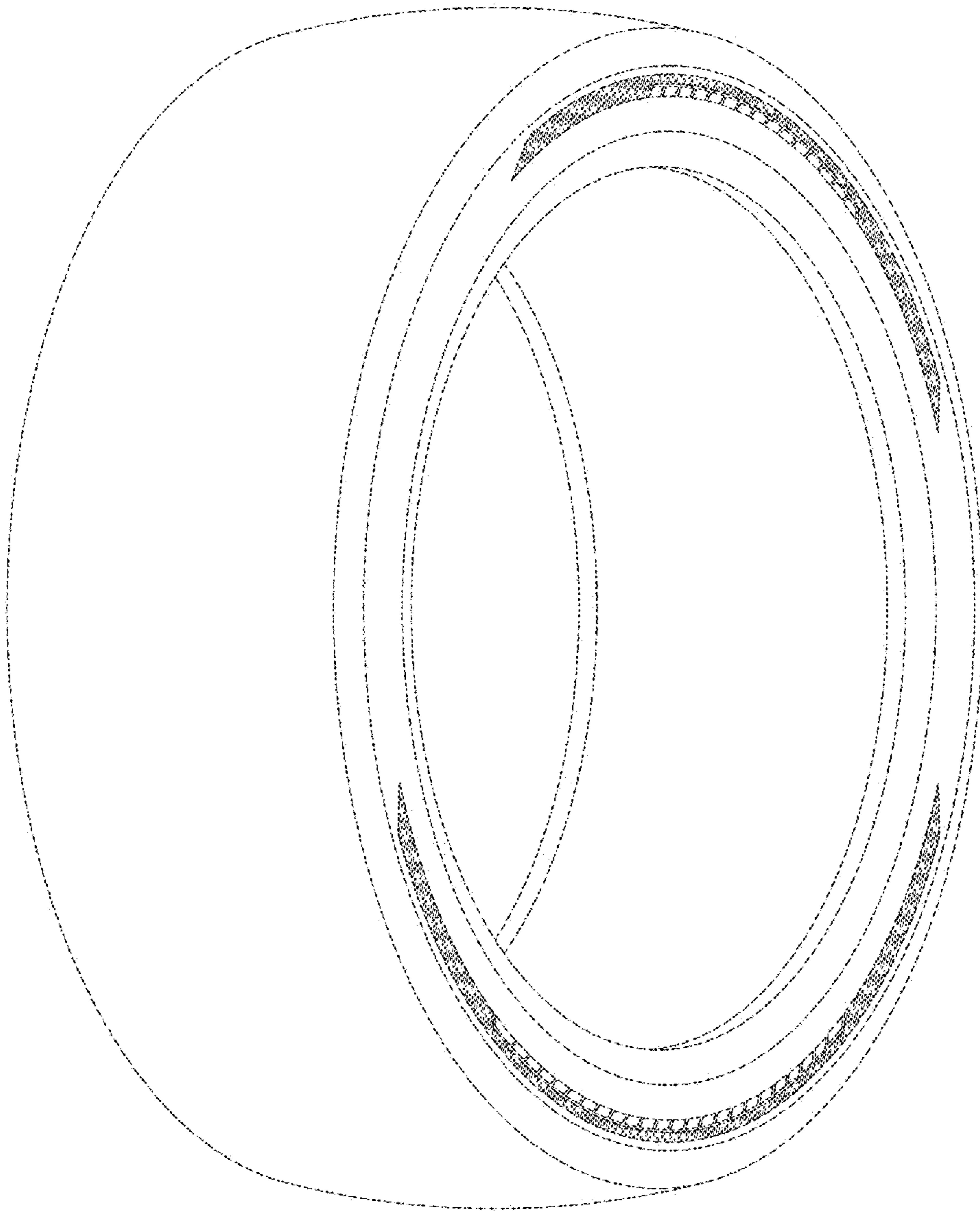


FIG-5