



US00D750503S

(12) **United States Design Patent**
Ziegler et al.

(10) **Patent No.:** **US D750,503 S**
(45) **Date of Patent:** **** Mar. 1, 2016**

(54) **CAN**

(71) Applicants: **Robert A. Ziegler**, New Brunswick, NJ
(US); **Joel Carpenter**, Doylestown, PA
(US)

(72) Inventors: **Robert A. Ziegler**, New Brunswick, NJ
(US); **Joel Carpenter**, Doylestown, PA
(US)

(**) Term: **14 Years**

(21) Appl. No.: **29/470,419**

(22) Filed: **Oct. 21, 2013**

(51) **LOC (10) Cl.** **09-01**

(52) **U.S. Cl.**
USPC **D9/772**

(58) **Field of Classification Search**
USPC D9/434, 435, 500, 502, 516, 530, 537,
D9/539, 542, 549, 763-783; 215/381-385;
220/660, 662, 669

See application file for complete search history.

(56) **References Cited**

U.S. PATENT DOCUMENTS

| | | | |
|--------------|--------|---------------------|---------|
| D368,528 S * | 4/1996 | Allegre | D24/197 |
| D448,300 S * | 9/2001 | Walters et al. | D9/520 |
| D476,570 S * | 7/2003 | Silvers | D9/500 |
| D596,957 S * | 7/2009 | Diss | D9/776 |
| D616,755 S * | 6/2010 | Barr et al. | D9/538 |

* cited by examiner

Primary Examiner — Keli L Hill

(74) *Attorney, Agent, or Firm* — Andrew L. Salvatore,
Esquire

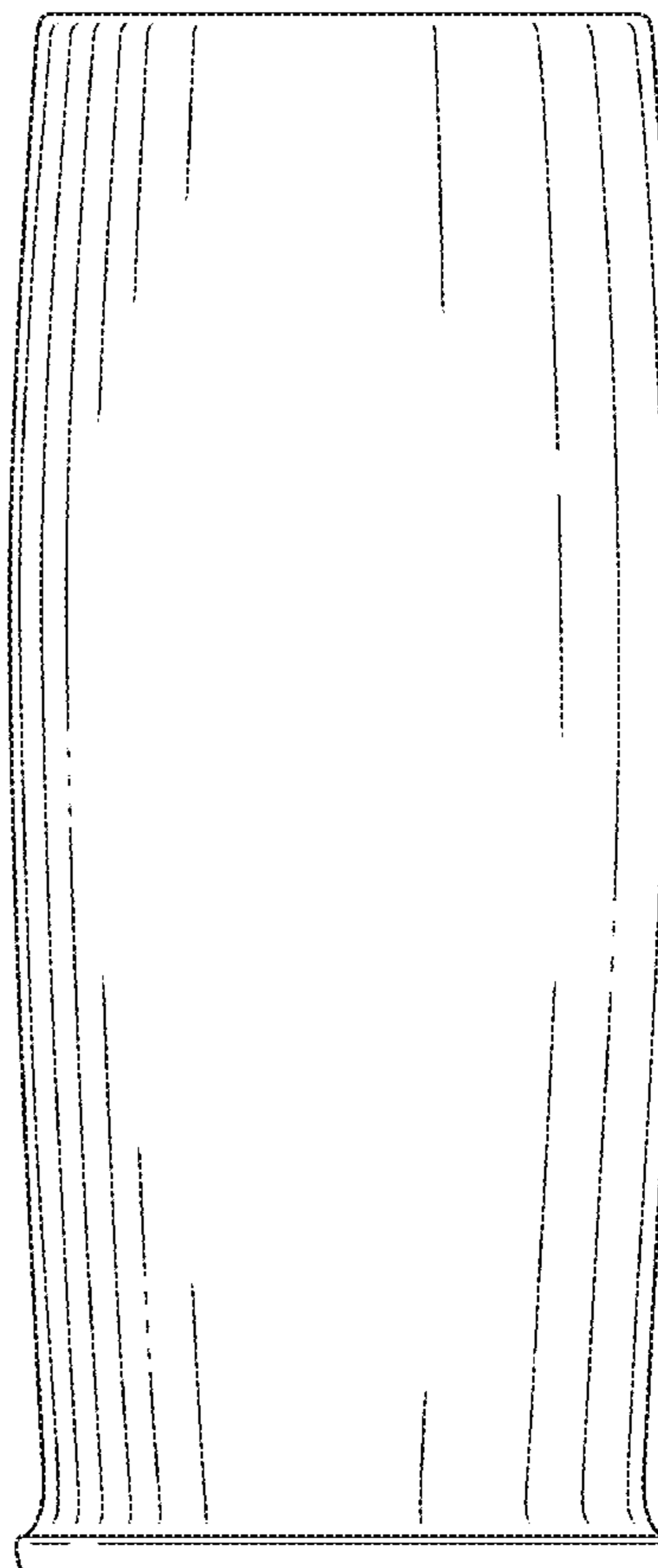
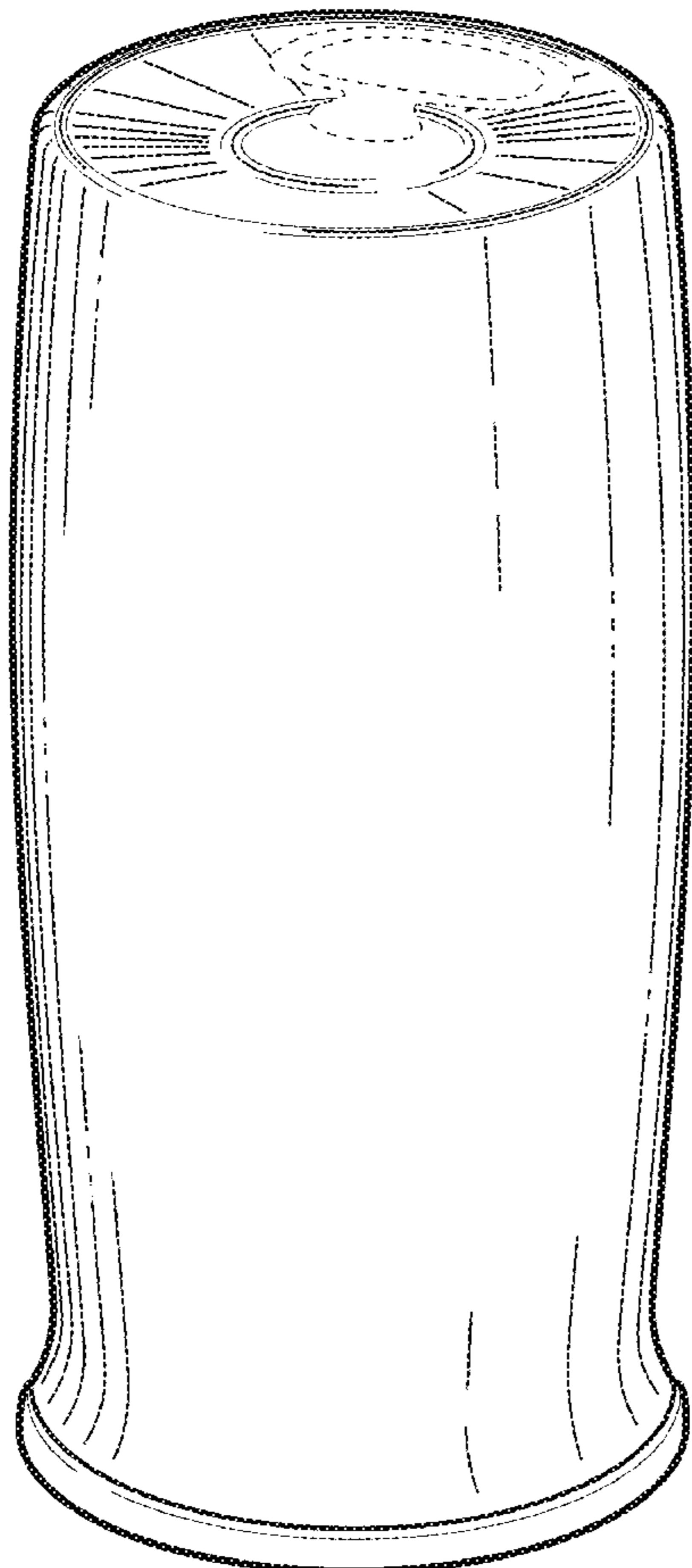
(57) **CLAIM**

The ornamental design for a can, as shown and described.

DESCRIPTION

FIG. 1 shows a perspective view of my design for a can;
FIG. 2 shows a side elevational view of my design for a can;
FIG. 3 shows a top plan view of my design for a can; and,
FIG. 4 shows a bottom plan view of my design for a can.
The broken lines shown are included for the purpose of illus-
trating portions of the can that form no part of the claim.

1 Claim, 4 Drawing Sheets






Fig 1




Fig 2

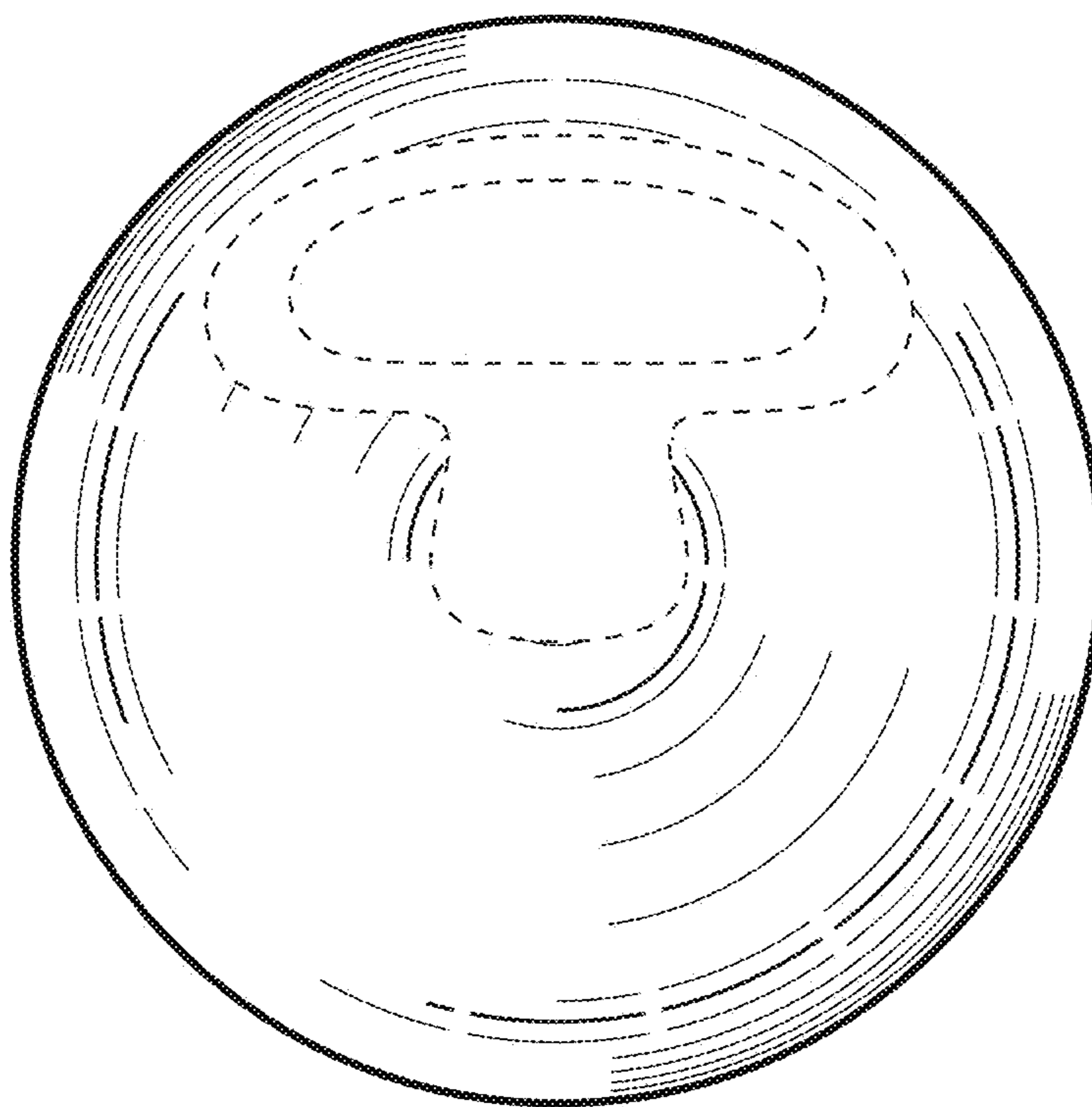


Fig 3

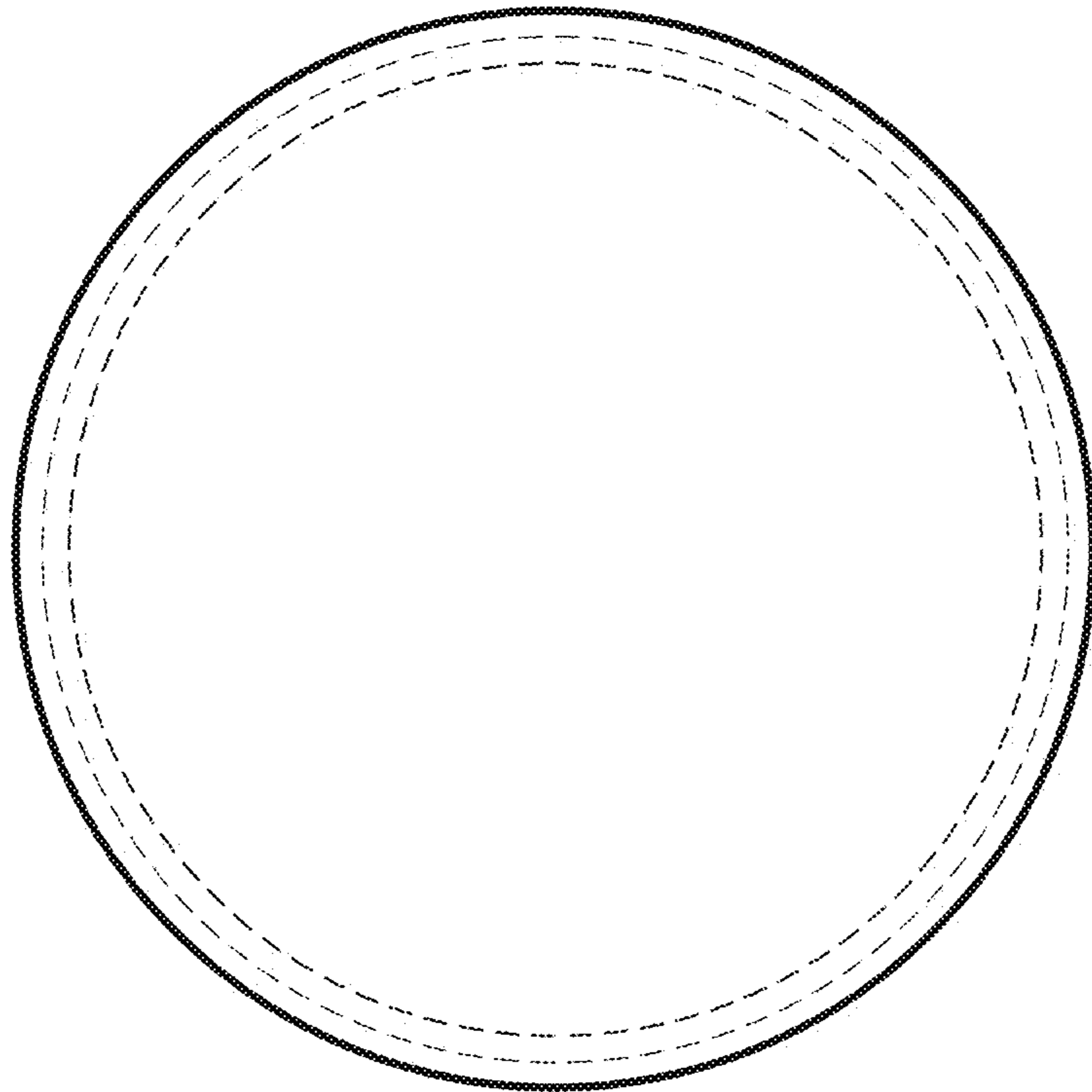


Fig 4