



US00D750496S

(12) **United States Design Patent**
Cutler

(10) **Patent No.:** **US D750,496 S**
(45) **Date of Patent:** **** Mar. 1, 2016**

(54) **BOTTLE**

(71) Applicant: **DIAGEO NORTH AMERICA, INC.**,
Norwalk, CT (US)

(72) Inventor: **Sam Cutler**, London (GB)

(73) Assignee: **DIAGEO NORTH AMERICA, INC.**,
Norwalk, CT (US)

(**) Term: **14 Years**

(21) Appl. No.: **29/473,282**

(22) Filed: **Nov. 20, 2013**

(51) **LOC (10) Cl.** **09-01**

(52) **U.S. Cl.**

USPC **D9/538**; D9/545; D9/546; D9/552;
D9/553; D9/554; D9/571; D9/572

(58) **Field of Classification Search**

USPC D9/516–575, 600–681
CPC B65D 23/00; B65D 23/102; B65D 1/00;
B65D 1/0223; B65D 1/0261; B65D 1/40;
B65D 1/44; B65D 2501/00; B65D 2501/0009;
B65D 2501/0018; B65D 2501/0045; B65D
2501/0081; B65D 1/0207; B65D 1/0215;
B65D 23/08; B65D 2203/00

See application file for complete search history.

(56) **References Cited**

U.S. PATENT DOCUMENTS

D23,550 S * 8/1894 Bevan D9/545
D93,300 S * 9/1934 Steelman D9/550
D189,507 S * 12/1960 Holtz D9/542
D264,310 S * 5/1982 Thompson D9/516
D294,116 S * 2/1988 De Mourgues D9/439
D296,764 S * 7/1988 Riach D9/503
D393,207 S 4/1998 Farlander et al.
D422,490 S 4/2000 Nemeth et al.

D448,307 S 9/2001 Handler
D449,785 S 10/2001 Guthrie et al.
D454,503 S 3/2002 Riddick, III et al.
D485,763 S * 1/2004 Cooper D9/505
D509,433 S 9/2005 Trayser et al.
D539,149 S 3/2007 Koskinen
D552,996 S 10/2007 Koskinen
D563,793 S * 3/2008 Nomoto D9/530
D564,892 S 3/2008 di Robilant et al.
D572,589 S 7/2008 Coulis et al.
D590,267 S * 4/2009 Oommen D9/539

(Continued)

FOREIGN PATENT DOCUMENTS

CA 31645 8/1969
CA 86774 5/1999

(Continued)

Primary Examiner — Catherine Tuttle

(74) *Attorney, Agent, or Firm* — Dorsey & Whitney LLP

(57) **CLAIM**

I claim the ornamental design for a bottle, substantially as shown and described.

DESCRIPTION

FIG. 1 is a top front and left isometric view of a bottle.

FIG. 2 is a front elevation view of FIG. 1.

FIG. 3 is a back elevation view of FIG. 1.

FIG. 4 is a right side elevation view of FIG. 1.


FIG. 5 is a left side elevation view of FIG. 1.

FIG. 6 is a top plan view of FIG. 1; and,

FIG. 7 is a bottom plan view of FIG. 1.

The broken line in FIG. 7 defines the bounds of the claim within the bottom view. The broken lines illustrating the upper end of the bottle in FIGS. 1-6 are for illustrative purposes only. None of the broken lines form part of the claimed design.

1 Claim, 4 Drawing Sheets



(56)

References Cited

U.S. PATENT DOCUMENTS

D592,967 S * 5/2009 Melrose D9/556
D603,713 S * 11/2009 James D9/538
D605,950 S * 12/2009 James D9/538
D621,709 S * 8/2010 Minakuchi D9/503
D622,153 S 8/2010 Smith
D628,081 S * 11/2010 Mondon D9/552
D630,519 S 1/2011 Toms et al.
D639,165 S 6/2011 Dingenouts
D644,113 S * 8/2011 Williams D9/550
D647,405 S * 10/2011 Lauret D9/539
D668,955 S 10/2012 Zuchetta
D668,956 S 10/2012 Hirst
D677,169 S 3/2013 Roos et al.
D679,188 S 4/2013 Zuchetta
D698,245 S * 1/2014 Thompson D9/500
D705,072 S * 5/2014 Fedewa D9/539

D707,128 S * 6/2014 Fedewa D9/539
D715,150 S * 10/2014 Fedewa D9/516
D732,889 S * 6/2015 Eyal D7/396.2

FOREIGN PATENT DOCUMENTS

CA 104804 4/2005
CA 105864 5/2005
CA 120736 2/2008
CA 120737 2/2008
CA 124298 3/2009
CA 135978 2/2011
CA 137052 6/2011
CA 140934 1/2012
EM 000032610-0002 10/2003
EM 000371638-0001 7/2005
EM 002275453-0001 7/2013

* cited by examiner



FIG. 1

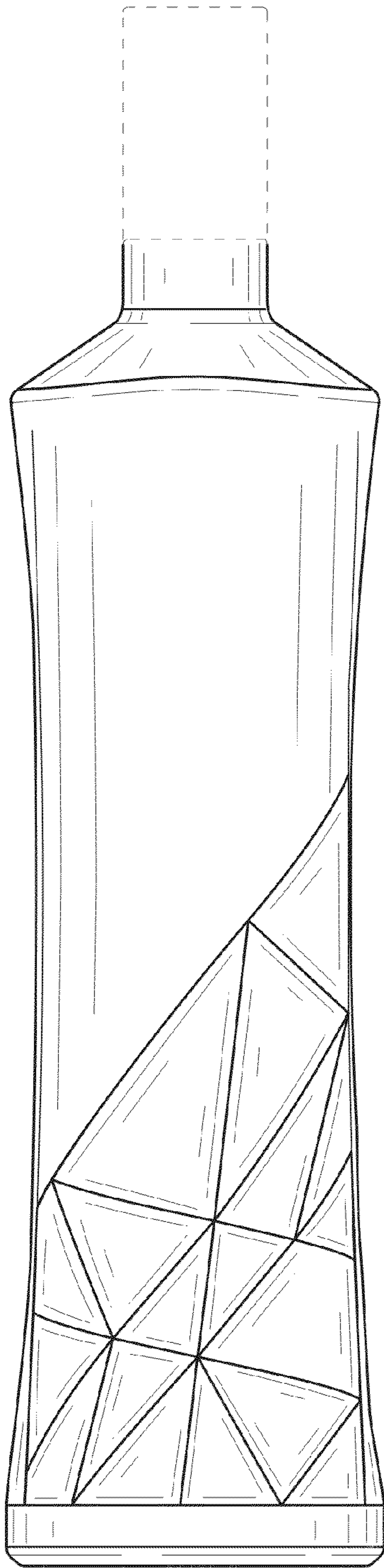


FIG. 2

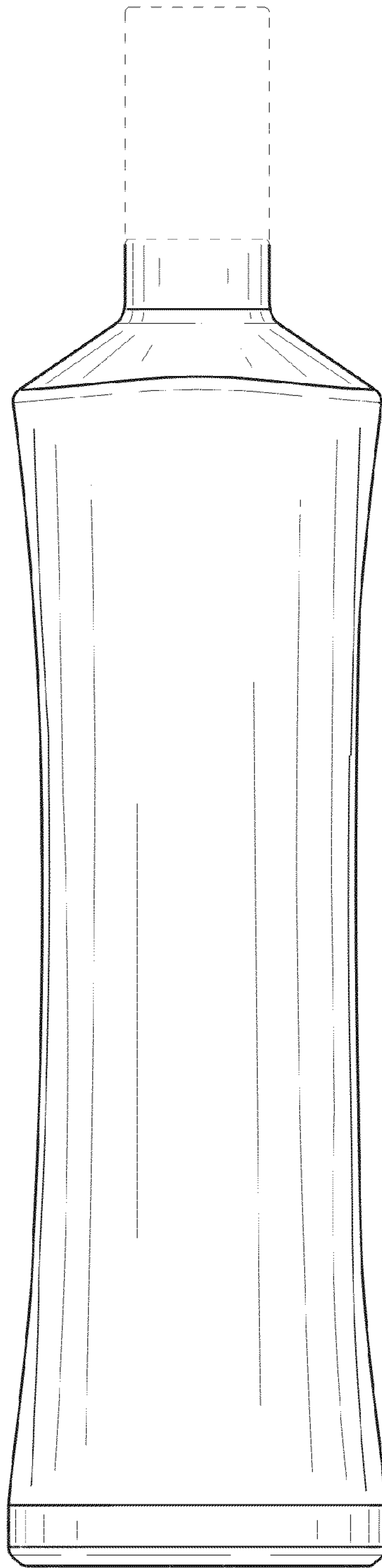


FIG. 3



FIG. 4




FIG. 5

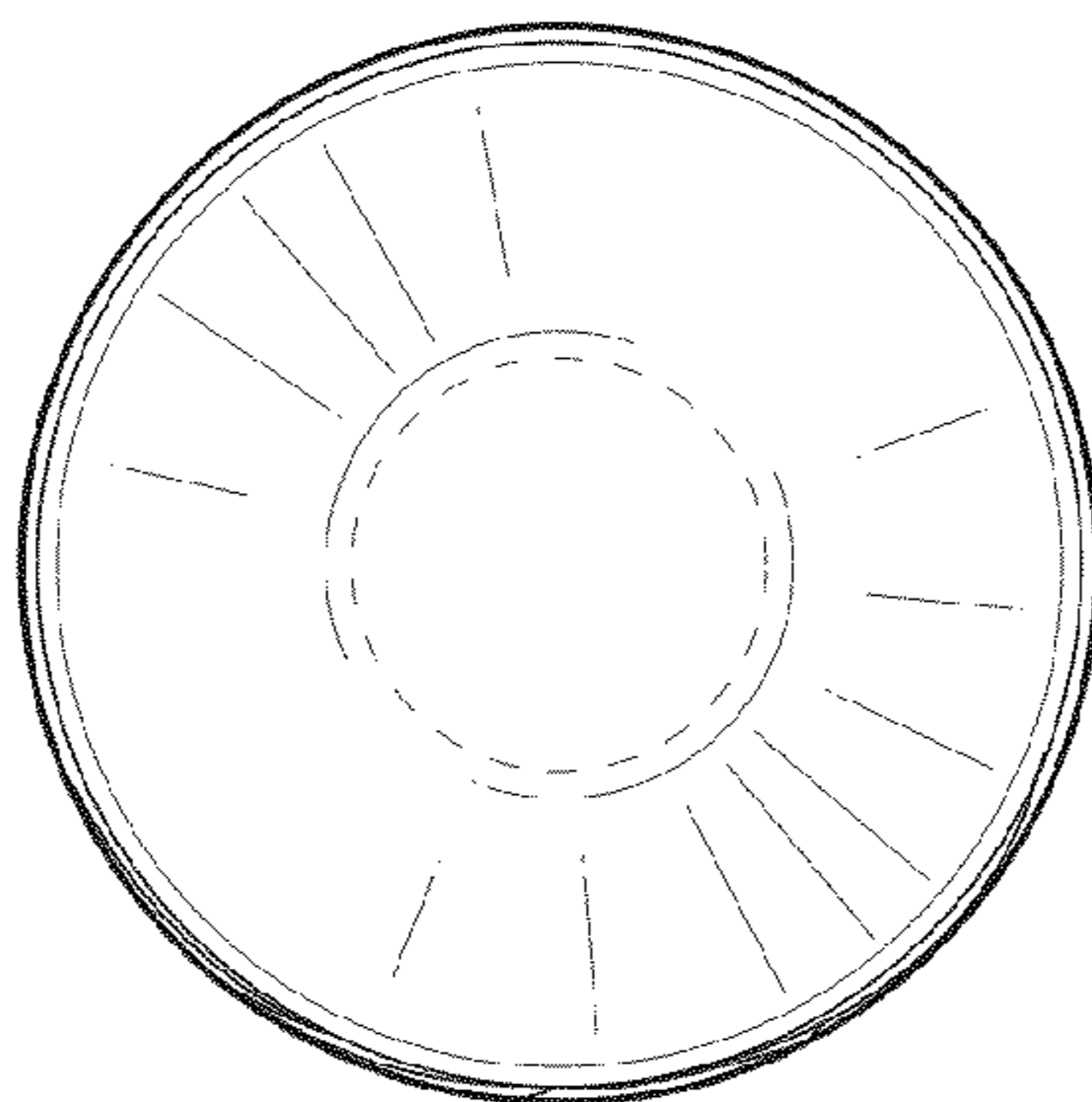


FIG. 6

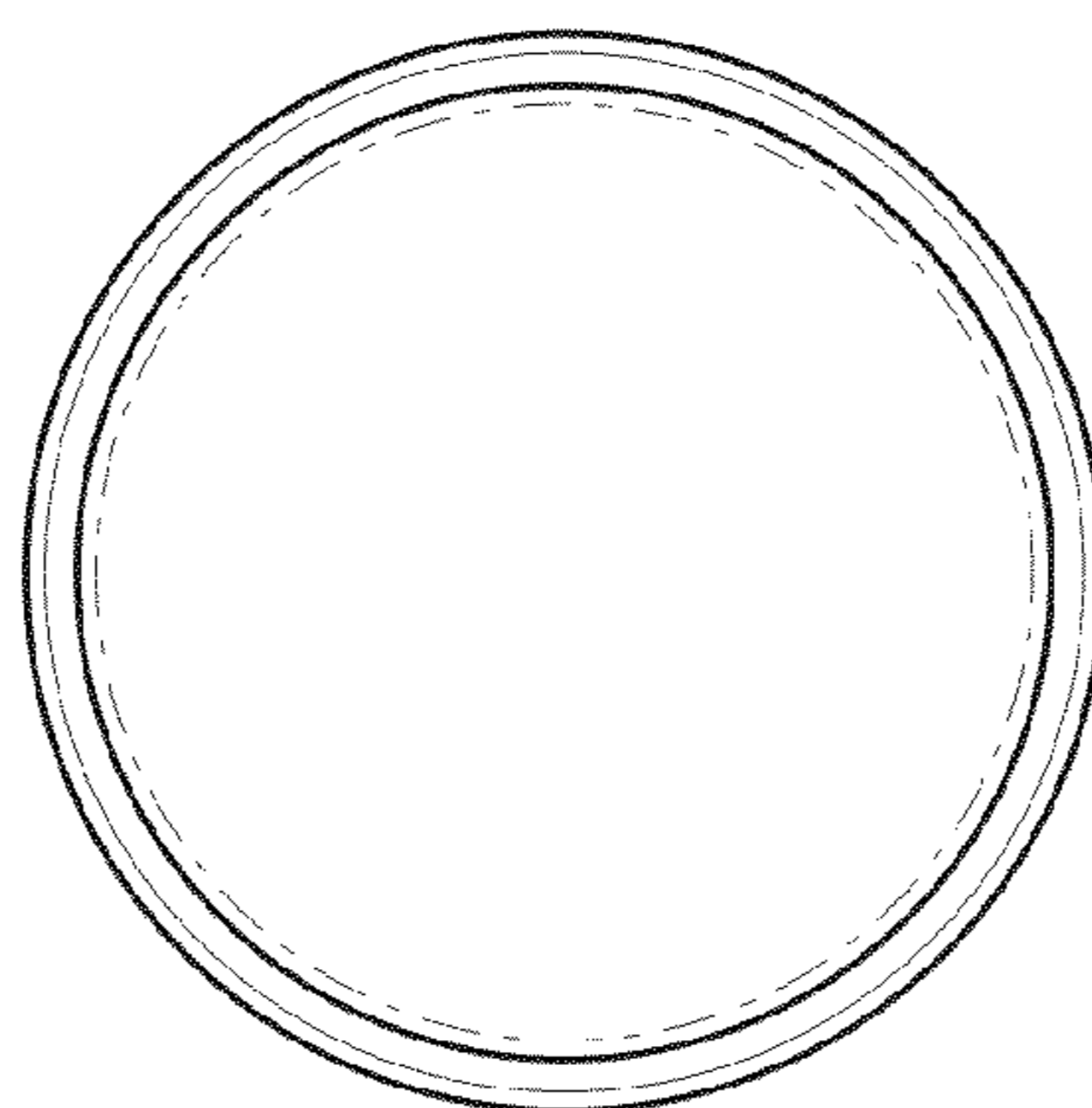


FIG. 7