



US00D750495S

(12) **United States Design Patent**  
**Llewellyn et al.**

(10) **Patent No.:** **US D750,495 S**

(45) **Date of Patent:** **\*\* \*Mar. 1, 2016**

(54) **BOTTLE**

(71) Applicant: **Robinsons Soft Drinks Limited**, Hemel Hempstead (GB)

(72) Inventors: **Tim Llewellyn**, London (GB); **Ines Sanchez-Calatrava**, London (GB)

(73) Assignee: **ROBINSONS SOFT DRINKS LIMITED**, Hemel Hempstead (GB)

(\*) Notice: This patent is subject to a terminal disclaimer.

(\*\*) Term: **14 Years**

(21) Appl. No.: **29/434,084**

(22) Filed: **Oct. 9, 2012**

(30) **Foreign Application Priority Data**

May 4, 2012 (EP) ..... 001325799

(51) **LOC (10) Cl.** ..... **09-01**

(52) **U.S. Cl.**  
USPC ..... **D9/538**; D9/540; D9/550; D9/551;  
D9/552; D9/571; D9/449; D9/453; D9/454

(58) **Field of Classification Search**  
USPC ..... D9/516, 538, 539, 541, 551, 552, 558,  
D9/447, 449, 453, 454; D7/509, 510, 511;  
215/382, 383, 384

See application file for complete search history.

(56) **References Cited**

**U.S. PATENT DOCUMENTS**

5,409,750 A \* 4/1995 Hamada et al. .... 428/35.7  
D379,154 S \* 5/1997 Cox ..... D9/552 X  
5,906,286 A \* 5/1999 Matsuno et al. .... 215/375  
D427,071 S \* 6/2000 Williams et al. .... D9/520  
D453,686 S \* 2/2002 Petursdottir ..... D9/570  
D466,415 S \* 12/2002 Reis ..... D9/552  
D506,142 S \* 6/2005 Gauthier ..... D9/560

D515,427 S \* 2/2006 Schuller et al. .... D9/516  
D558,582 S \* 1/2008 Venkataraman et al. .... D9/550  
D561,598 S \* 2/2008 Dellevigne ..... D9/552 X

(Continued)

*Primary Examiner* — Carol P Rademaker

(74) *Attorney, Agent, or Firm* — Jean C. Edwards, Esq.;  
Edwards Neils PLLC

(57) **CLAIM**

The ornamental design for a bottle, as shown and described.

**DESCRIPTION**

The patent or application file contains at least one drawing executed in color. Copies of this patent with color drawings will be provided by the Office upon request and payment of the necessary fee.

FIG. 1 is a front elevational view of a first embodiment of a bottle showing my new design;

FIG. 2 is a rear elevational view thereof;

FIG. 3 is a left side elevational view thereof;

FIG. 4 is a right side elevational view thereof;

FIG. 5 is a top plan view thereof;

FIG. 6 is a front elevational view of a second embodiment of the bottle showing my new design;

FIG. 7 is a rear elevational view thereof;

FIG. 8 is a left side elevational view thereof;

FIG. 9 is a right side elevational view thereof;

FIG. 10 is a top plan view thereof;

FIG. 11 is a front elevational view of a third embodiment of the bottle showing my new design;

FIG. 12 is a rear elevational view thereof;

FIG. 13 is a left side elevational view thereof;

FIG. 14 is a right side elevational view thereof;

FIG. 15 is a top plan view thereof;

FIG. 16 is a front elevational view of a fourth embodiment of the bottle showing my new design;

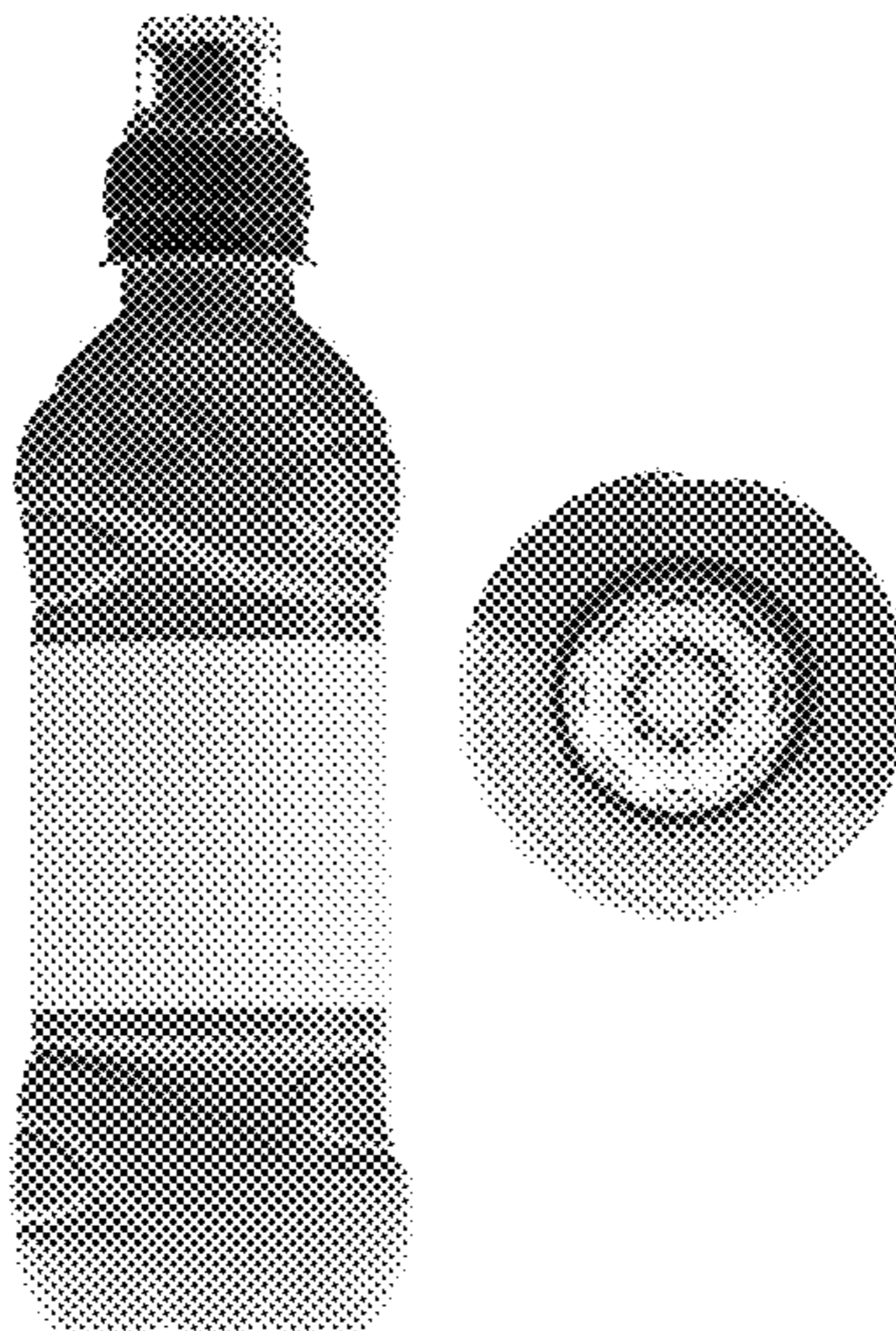
FIG. 17 is a rear elevational view thereof;

FIG. 18 is a left side elevational view thereof;

FIG. 19 is a right side elevational view thereof; and,

FIG. 20 is a top plan view thereof.

**1 Claim, 20 Drawing Sheets**  
**(20 of 20 Drawing Sheet(s) Filed in Color)**



(56)

**References Cited**

U.S. PATENT DOCUMENTS

D570,691 S \* 6/2008 Robbins et al. .... D9/516  
D573,029 S \* 7/2008 Venkataraman et al. .... D9/538  
D601,906 S \* 10/2009 Leruste ..... D9/565 X  
D612,733 S \* 3/2010 Eugui et al. .... D9/516  
D621,264 S \* 8/2010 Williams ..... D9/538 X  
D623,951 S \* 9/2010 Eugui et al. .... D9/516

D644,927 S \* 9/2011 White et al. .... D9/516  
D644,929 S \* 9/2011 White et al. .... D9/540  
D648,222 S \* 11/2011 Snyder et al. .... D9/538  
D682,700 S \* 5/2013 White et al. .... D9/538  
8,469,214 B2 \* 6/2013 Boukobza ..... 215/375  
D699,580 S \* 2/2014 Eaton et al. .... D9/537 X  
D700,519 S \* 3/2014 Eaton et al. .... D9/516  
D719,449 S \* 12/2014 Eaton et al. .... D9/516  
8,905,253 B2 \* 12/2014 Mooney ..... 215/381

\* cited by examiner




FIG. 1




FIG. 2




FIG. 3



FIG. 4




FIG. 5




FIG. 6






FIG. 7




FIG. 8



FIG. 9




FIG. 10




FIG. 11




FIG. 12




FIG. 13




FIG. 14






FIG. 15




FIG. 16




FIG. 17




FIG. 18



FIG. 19




FIG. 20