



US00D750480S

(12) **United States Design Patent**
Snedden et al.

(10) **Patent No.:** **US D750,480 S**
(45) **Date of Patent:** **** Mar. 1, 2016**

- (54) **CONTAINER**
- (71) Applicant: **Direct Pack, Inc.**, Sun Valley, CA (US)
- (72) Inventors: **Craig R. Snedden**, La Canada, CA (US); **Gandhi B. Sifuentes**, West Covina, CA (US)
- (73) Assignee: **DIRECT PACK, INC.**, Sun Valley, CA (US)
- (**) Term: **14 Years**
- (21) Appl. No.: **29/467,601**
- (22) Filed: **Sep. 20, 2013**
- (51) **LOC (10) Cl.** **09-03**
- (52) **U.S. Cl.**
USPC **D9/426**
- (58) **Field of Classification Search**
USPC D9/414, 415, 416, 419, 420, 421, 424, D9/425, 428, 429, 454; D7/619.1, 629, D7/672; 229/406; 220/656-659, 669-675, 220/912, 4.21-4.27; 206/503, 521.1, 553, 206/557, 541, 564, 775, 776, 217; D3/294
CPC A47J 36/06; A47J 47/14; B65D 1/165; B65D 15/08; B65D 21/083; B65D 21/0234; B65D 43/162; B65D 71/50; B65D 77/24; B65D 81/3869; B65D 2543/00046; B65D 2543/00055; B65D 2543/00083; B65D 2543/00092; B65D 2543/00296
See application file for complete search history.

D628,062	S	*	11/2010	Snedden et al.	D9/426
D628,474	S	*	12/2010	Snedden et al.	D9/426
D633,332	S	*	3/2011	Sarnoff et al.	D7/354
D633,333	S	*	3/2011	Sarnoff et al.	D7/354
D640,129	S	*	6/2011	Sifuentes et al.	D9/425
D640,544	S	*	6/2011	Sifuentes et al.	D9/425
D646,969	S	*	10/2011	Snedden et al.	D9/431
D655,606	S	*	3/2012	Snedden et al.	D9/452
D664,428	S	*	7/2012	Rivera et al.	D9/426
D668,536	S	*	10/2012	Sanfilippo	D9/425
D668,950	S	*	10/2012	Sanfilippo	D9/425
D680,860	S	*	4/2013	Schulter et al.	D9/426
D683,623	S	*	6/2013	Chen	D9/426
D694,619	S	*	12/2013	Pham et al.	D9/426
D697,795	S	*	1/2014	Garza	D9/425
D703,042	S	*	4/2014	Kalmanides	D9/435
D708,942	S	*	7/2014	Snedden et al.	D9/435
2005/0247709	A1	*	11/2005	Atkins et al.	220/4.23
2012/0168449	A1	*	7/2012	Barbier	220/669

* cited by examiner

Primary Examiner — Karen S Acker

Assistant Examiner — Wendy Arminio

(74) *Attorney, Agent, or Firm* — Frost Brown Todd LLC

(57) **CLAIM**

The ornamental design for a container, as shown and described.

DESCRIPTION

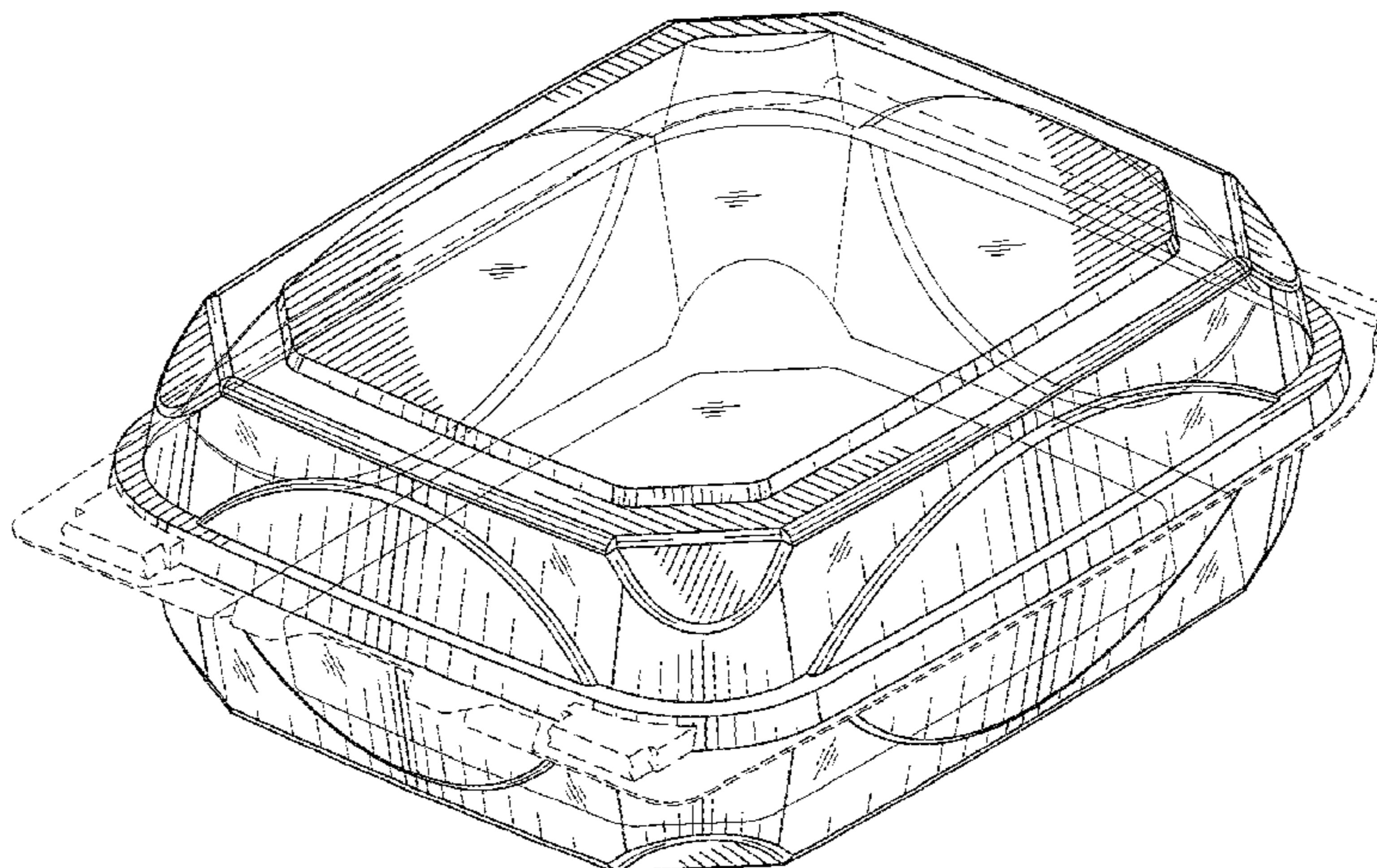
FIG. 1 is a top perspective view of a container showing our new design;
 FIG. 2 is a bottom perspective view thereof;
 FIG. 3 is a front elevational view thereof;
 FIG. 4 is a rear elevational view thereof;
 FIG. 5 is a right elevational view thereof;
 FIG. 6 is a left elevational view thereof;
 FIG. 7 is a top plan view thereof; and,
 FIG. 8 is a bottom plan view thereof.
 The broken lines showing flanges and a hinge depict portions of the container that form no part of the claimed design.

1 Claim, 8 Drawing Sheets

(56) **References Cited**

U.S. PATENT DOCUMENTS

5,046,659	A	*	9/1991	Warburton	220/4.22
D339,744	S	*	9/1993	Seppala	D9/425
D420,584	S	*	2/2000	Hopkins	D9/423
D540,666	S	*	4/2007	Ramirez et al.	D9/423
D577,579	S	*	9/2008	Lymn et al.	D9/426
D588,450	S	*	3/2009	Snedden et al.	D9/424



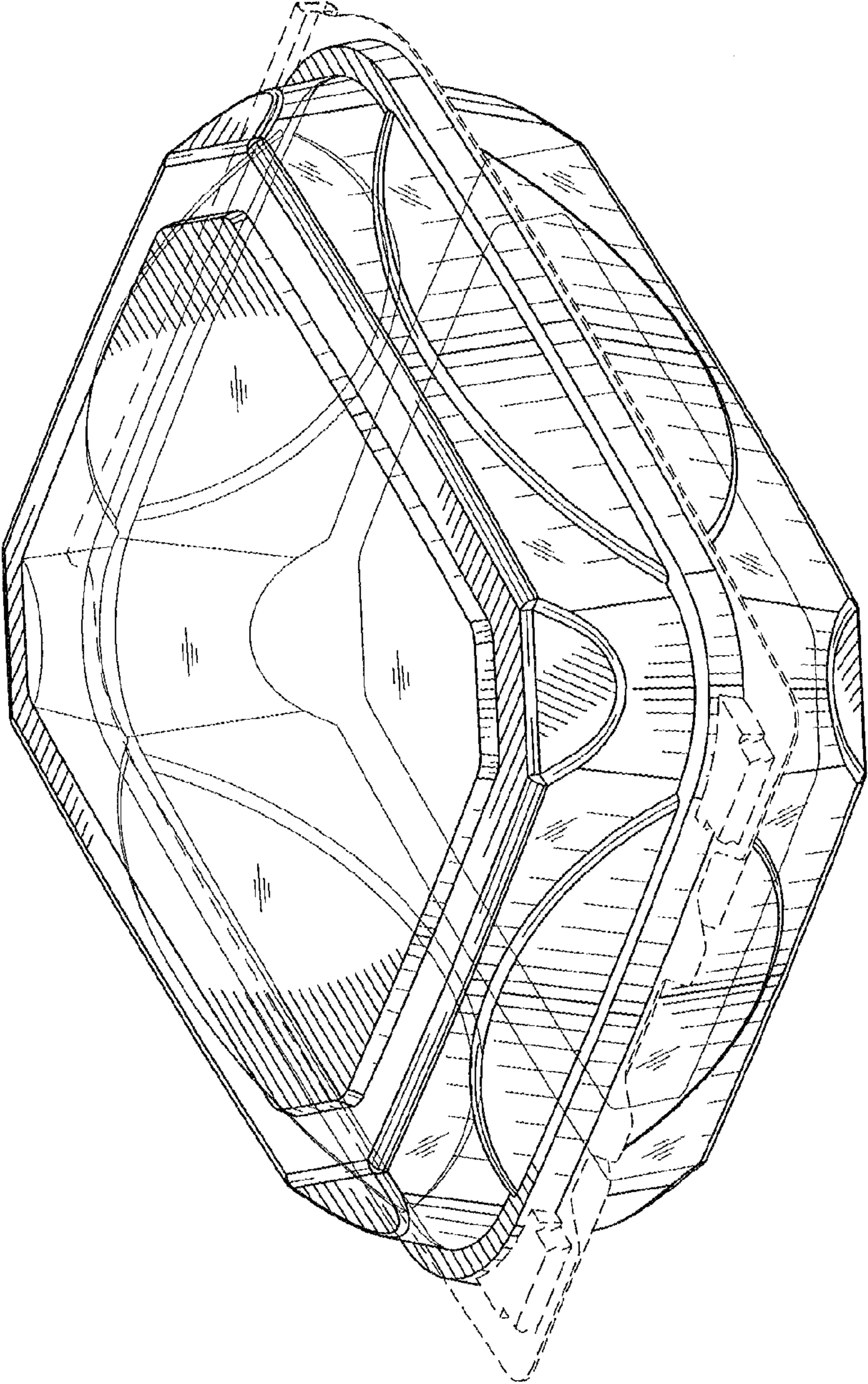


Fig. 1

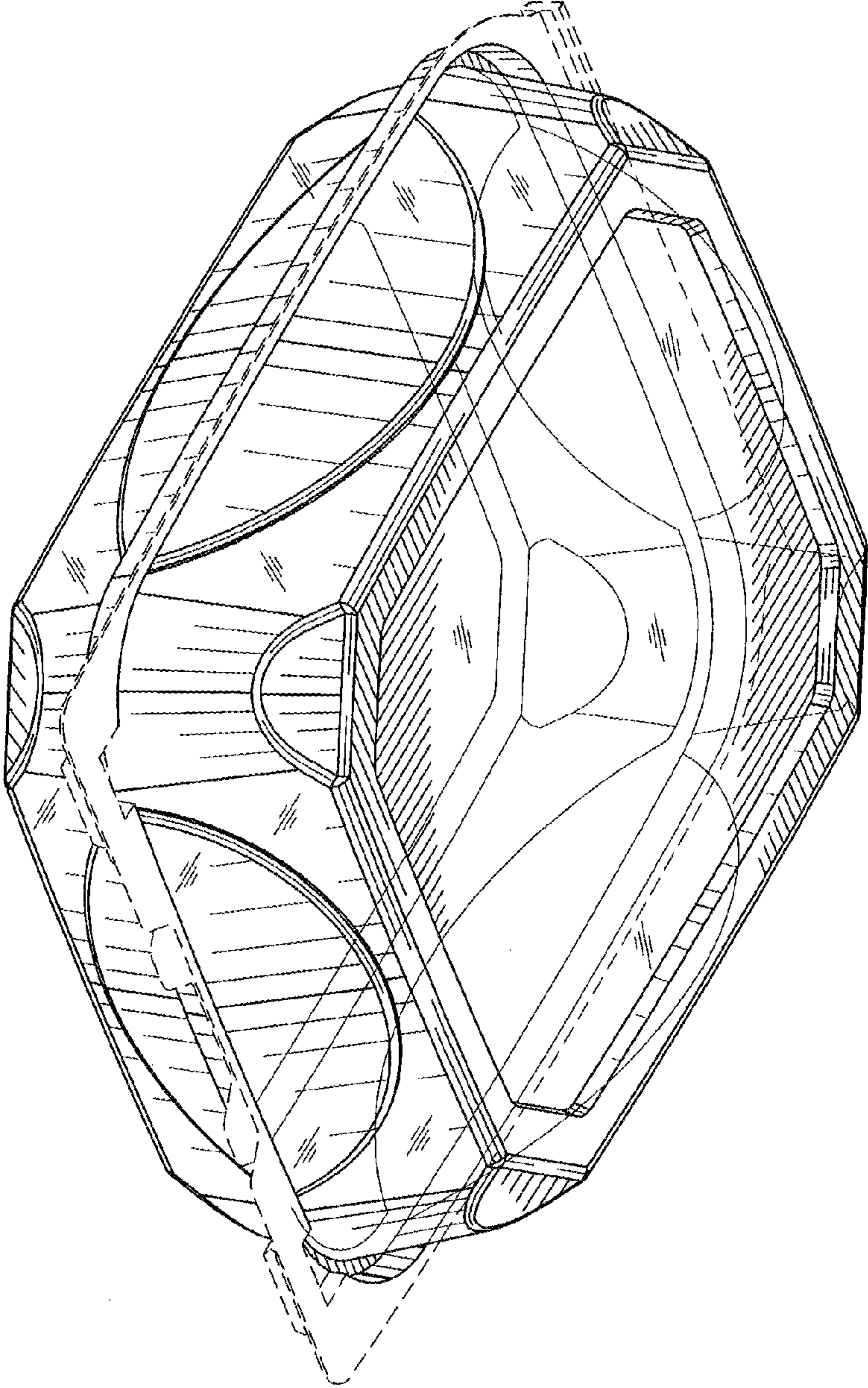


Fig. 2

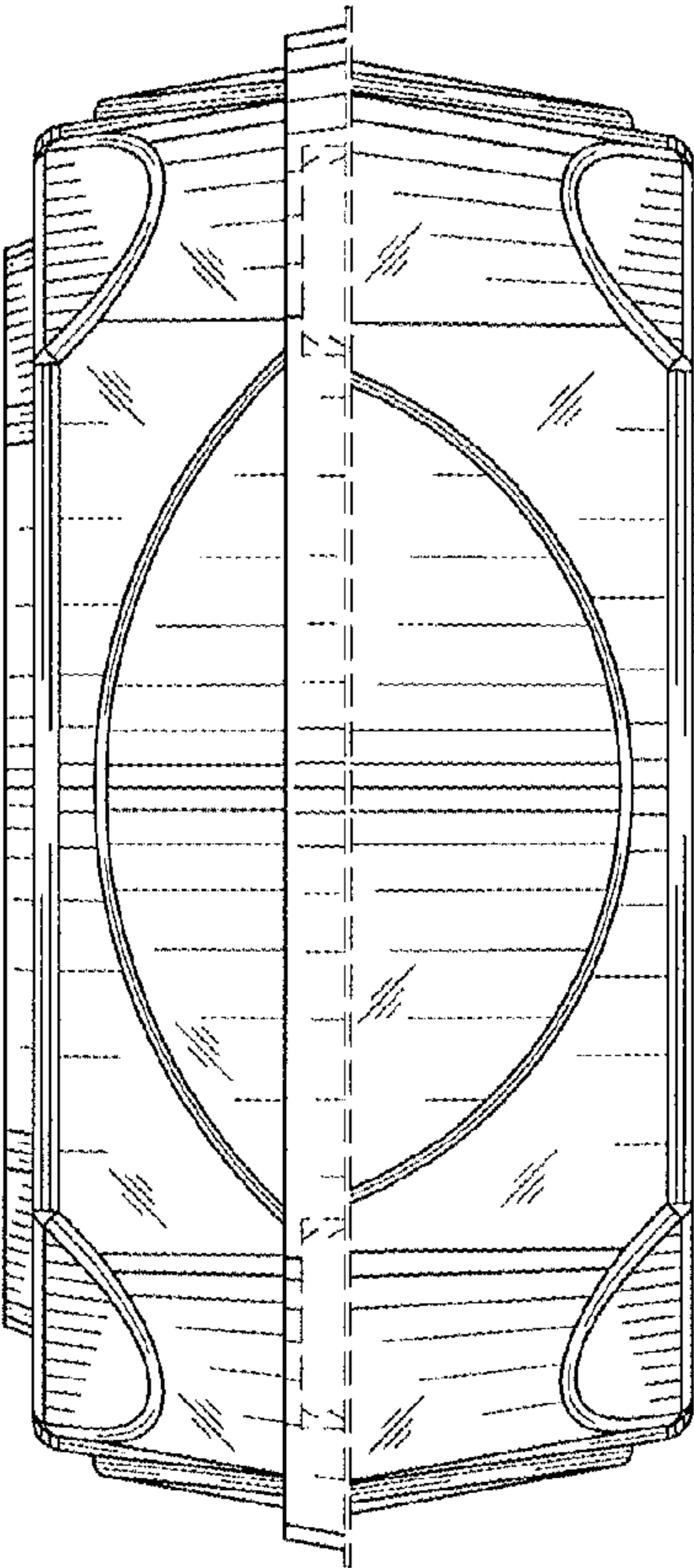


Fig. 3

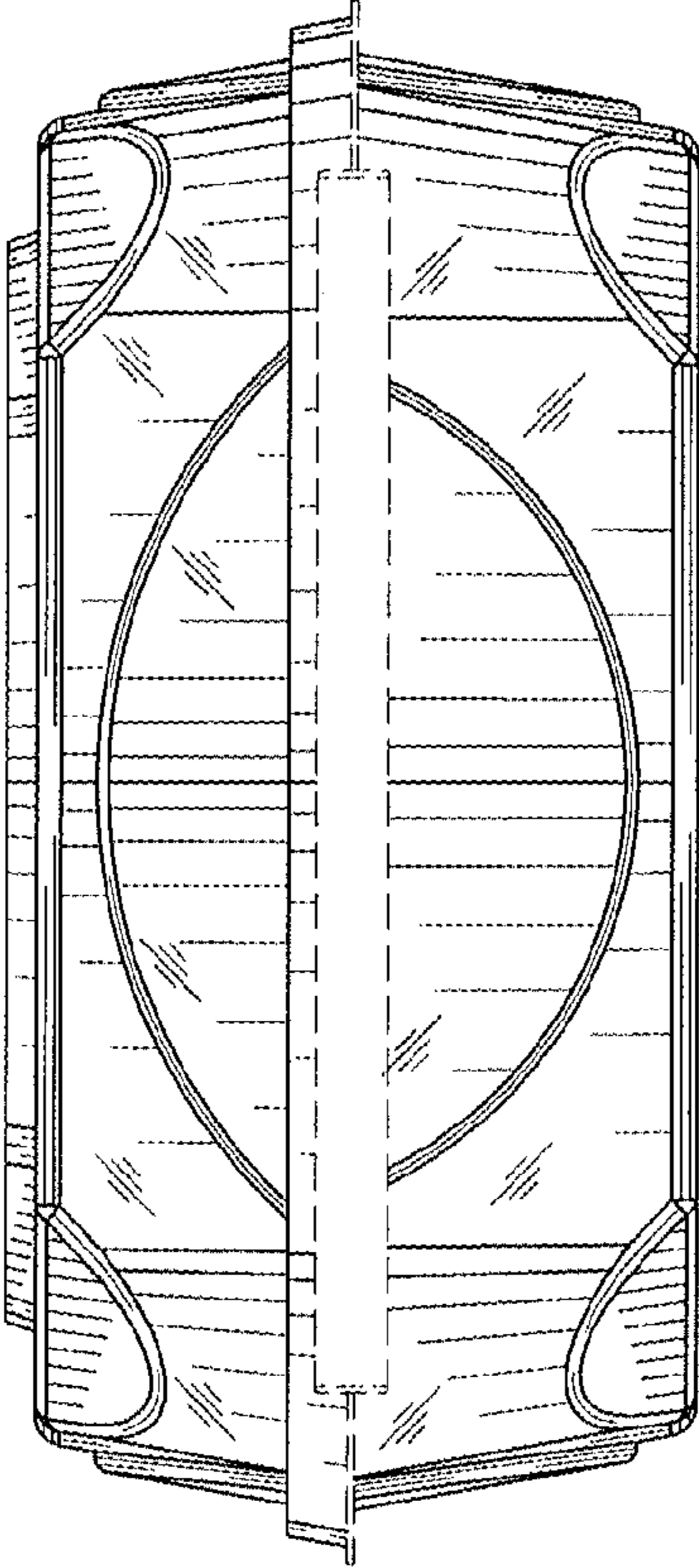


Fig. 4

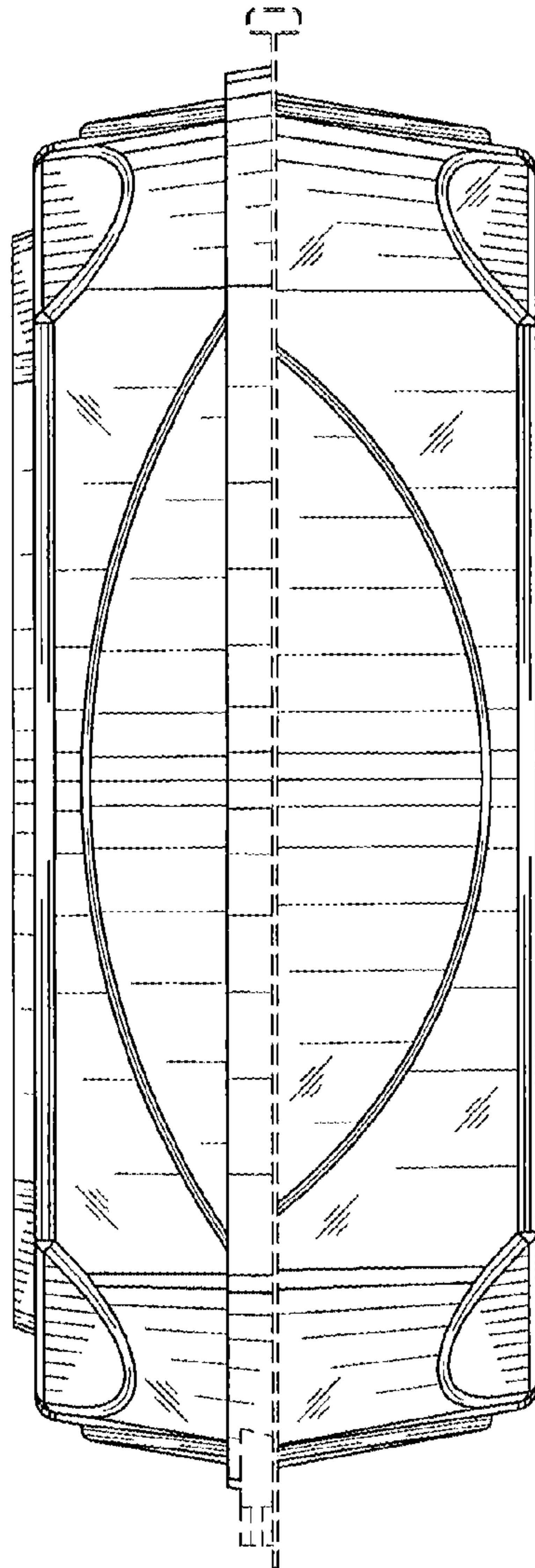


Fig. 5

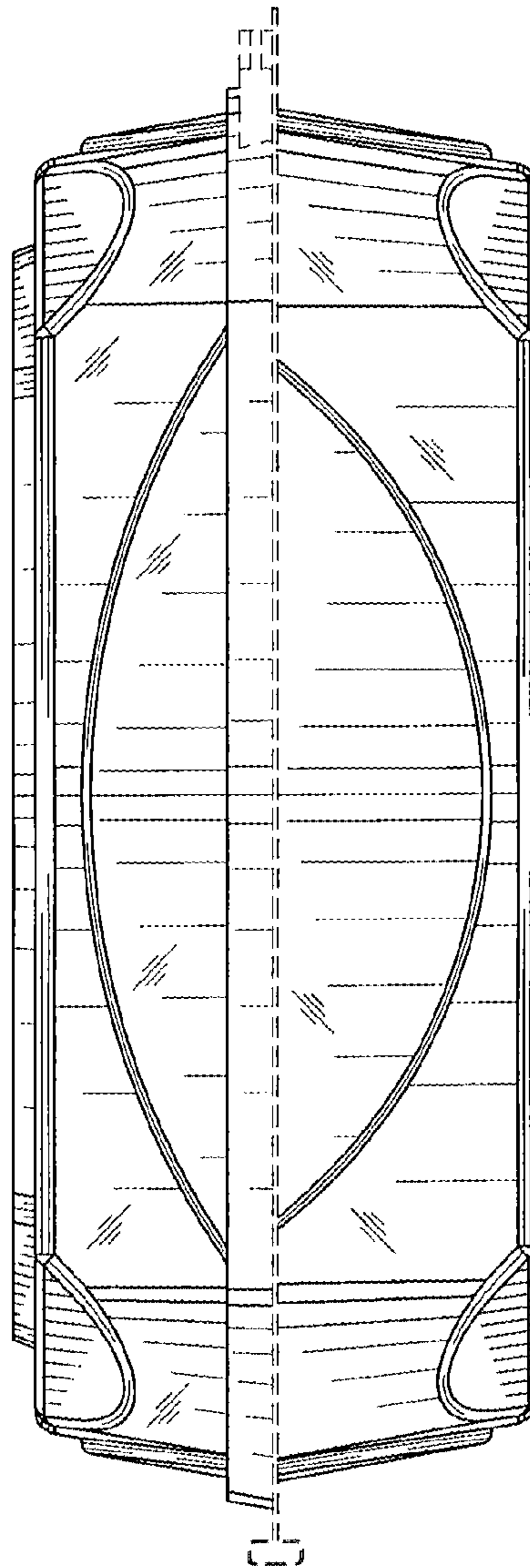


Fig. 6

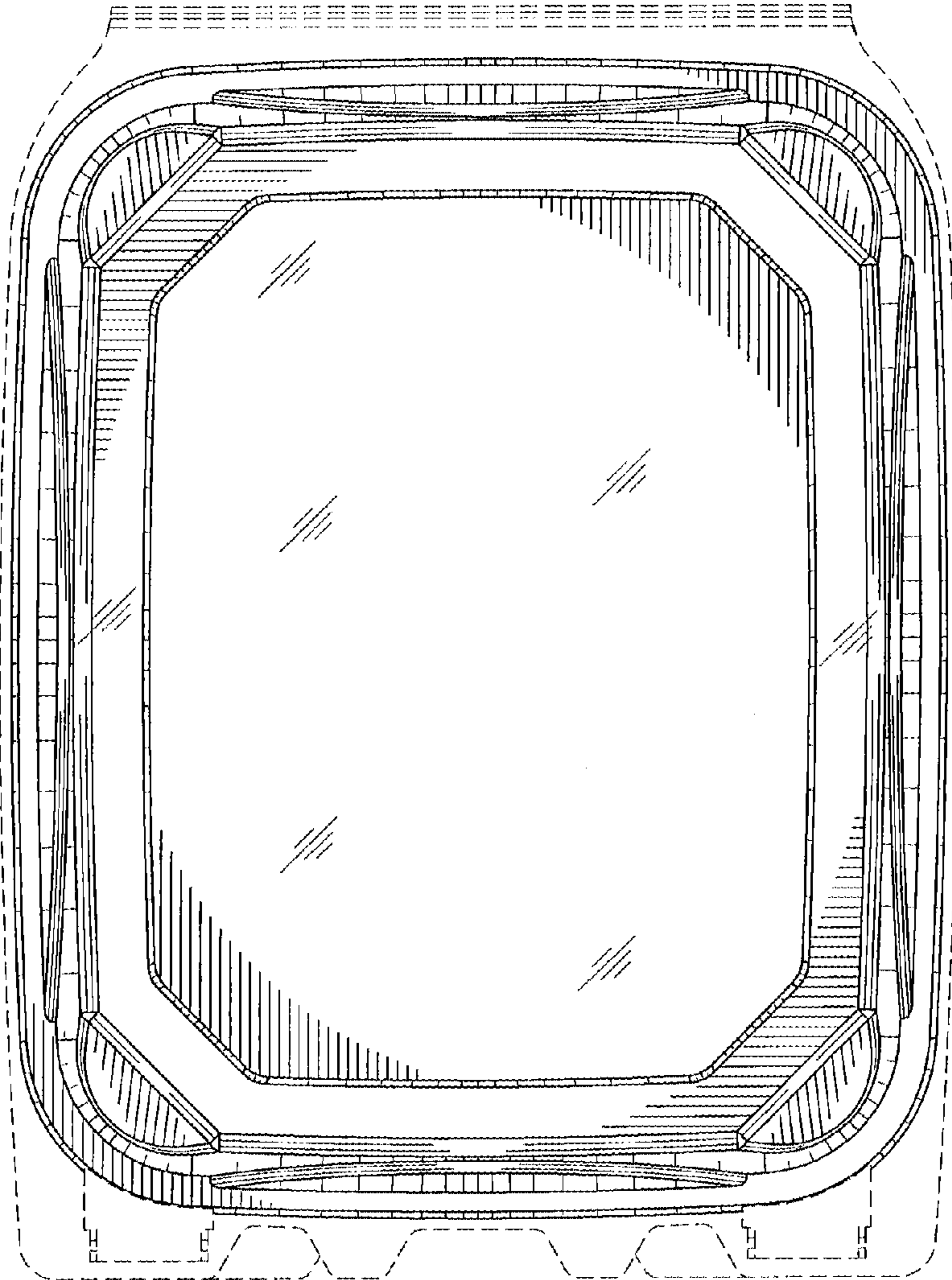


Fig.7

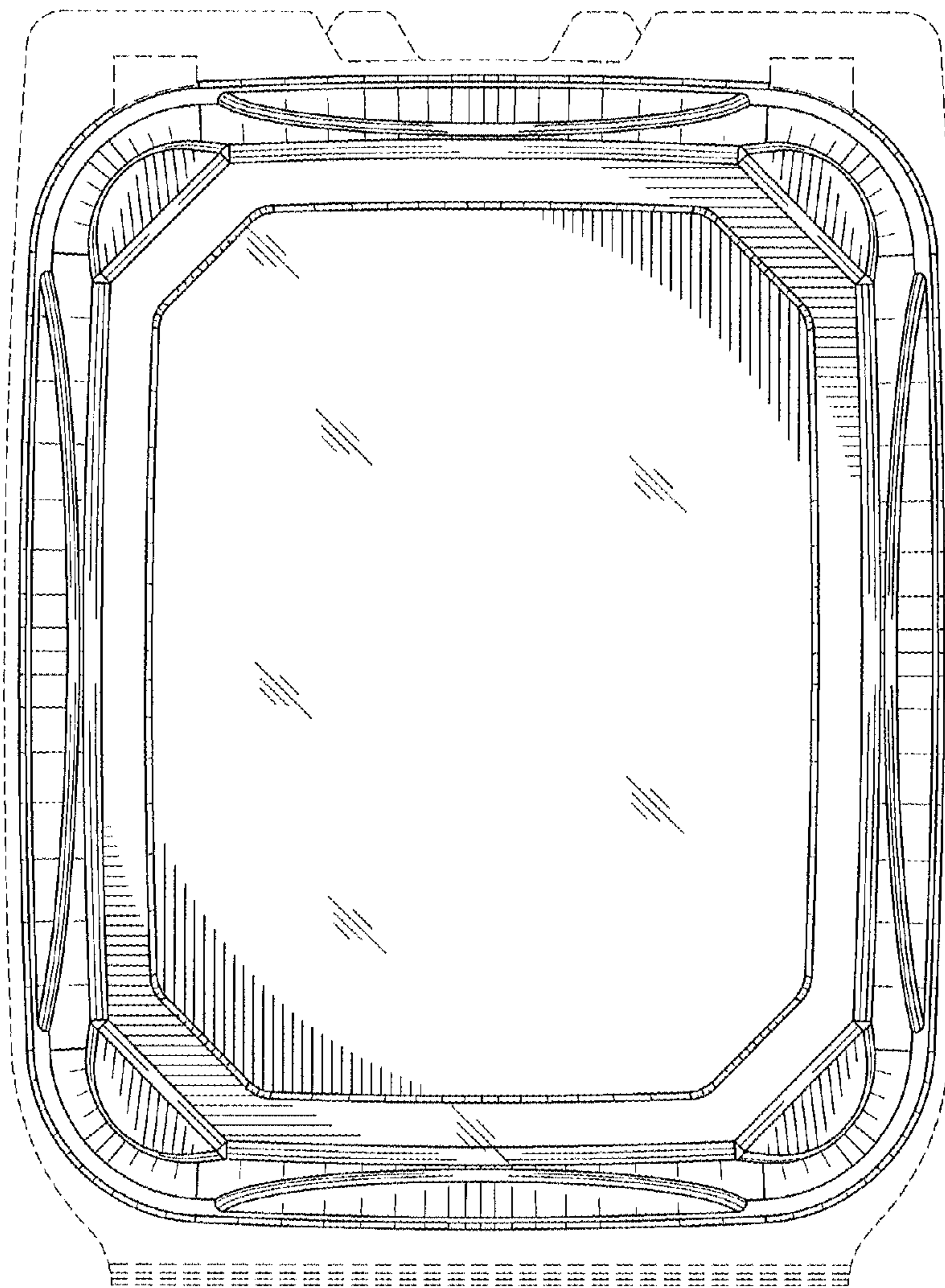


Fig.8