



US00D750466S

(12) **United States Design Patent**
McCoy et al.

(10) **Patent No.:** **US D750,466 S**
(45) **Date of Patent:** **** Mar. 1, 2016**

- (54) **LIGHT SWITCH PLATE TRAY**
- (71) Applicant: **NuOp Design**, New York, NY (US)
- (72) Inventors: **John McCoy**, New York, NY (US);
Frank Frisari, New York, NY (US)
- (73) Assignee: **NuOp Design**, New York, NY (US)
- (**) Term: **14 Years**
- (21) Appl. No.: **29/504,883**
- (22) Filed: **Oct. 10, 2014**
- (51) **LOC (10) Cl.** **11-05**
- (52) **U.S. Cl.**
USPC **D8/353**
- (58) **Field of Classification Search**
USPC D13/133, 137.1–139.8, 152; D14/251;
D8/350–355
CPC H02G 1/00; H02G 3/088; A47G 29/10;
G06F 1/266; H01R 24/76; H01R 25/006
See application file for complete search history.

- D666,471 S * 9/2012 Peckham D8/353
- 9,022,336 B2 * 5/2015 Huynh A47G 29/10
174/66
- D733,114 S * 6/2015 Dobben D14/251
- D735,707 S * 8/2015 Dobben D14/251
- 9,124,105 B2 * 9/2015 Gunderman H02J 7/0044
- 2010/0065297 A1 * 3/2010 Gunderman H04M 19/08
174/66
- 2010/0287867 A1 * 11/2010 Constantino H02G 3/088
52/309.4
- 2011/0303433 A1 * 12/2011 Wagner A47G 29/10
174/66
- 2012/0139484 A1 * 6/2012 Gunderman H02J 7/025
320/108
- 2013/0180139 A1 * 7/2013 Underwood G09F 13/20
40/543
- 2015/0281815 A1 * 10/2015 Rip H04R 1/028
381/334

* cited by examiner

Primary Examiner — Rosemary K Tarcza
Assistant Examiner — Nathaniel D Buckner
(74) *Attorney, Agent, or Firm* — Collard & Roe, P.C.

(57) **CLAIM**

The ornamental design for a light switch plate tray, as shown and described.

(56) **References Cited**

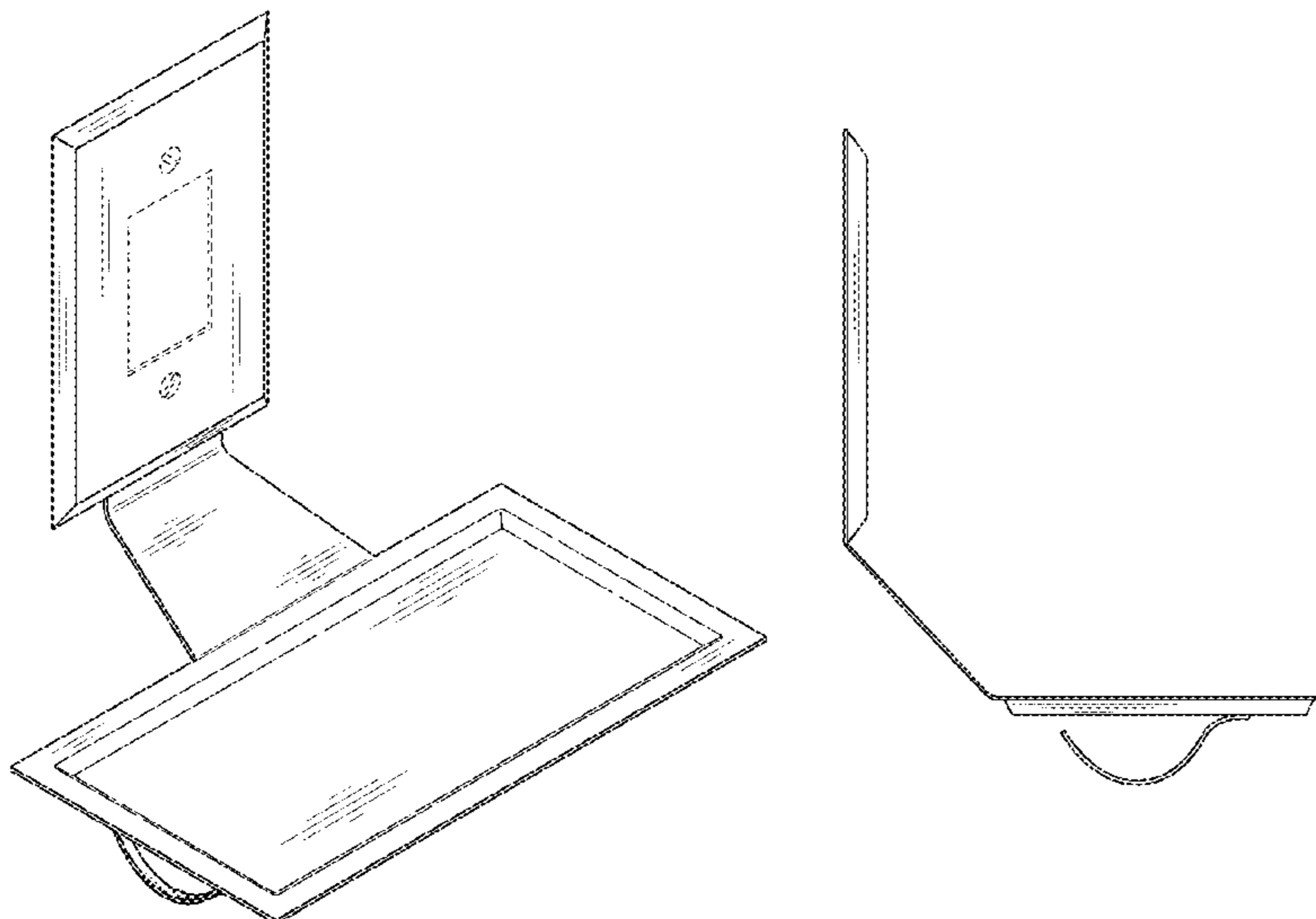
U.S. PATENT DOCUMENTS

- 3,113,996 A * 12/1963 Sanford H01R 13/60
174/67
- 4,339,045 A 7/1982 Bodin
- D402,271 S * 12/1998 Weinberg D13/177
- D402,272 S * 12/1998 Mezey D13/177
- 6,130,384 A 10/2000 Esteves et al.
- D527,728 S * 9/2006 Sbordon, Jr. D14/253
- 7,255,588 B2 * 8/2007 Wilder H01R 13/6392
439/373
- 7,528,323 B2 * 5/2009 Wu H01R 13/72
174/66
- D653,522 S * 2/2012 Anzalone D8/353
- 8,222,522 B1 * 7/2012 Easthouse H02G 3/088
174/66

DESCRIPTION

FIG. 1 is a front, left side and top perspective view of a light switch plate tray showing our new design; FIG. 2 is a front view thereof; FIG. 3 is a left side view thereof; FIG. 4 is a rear view thereof; FIG. 5 is a right side view thereof; FIG. 6 is a top view thereof; and, FIG. 7 is a bottom view thereof. The areas shown and in broken lines show environmental structure and form no part of the claimed design.

1 Claim, 4 Drawing Sheets



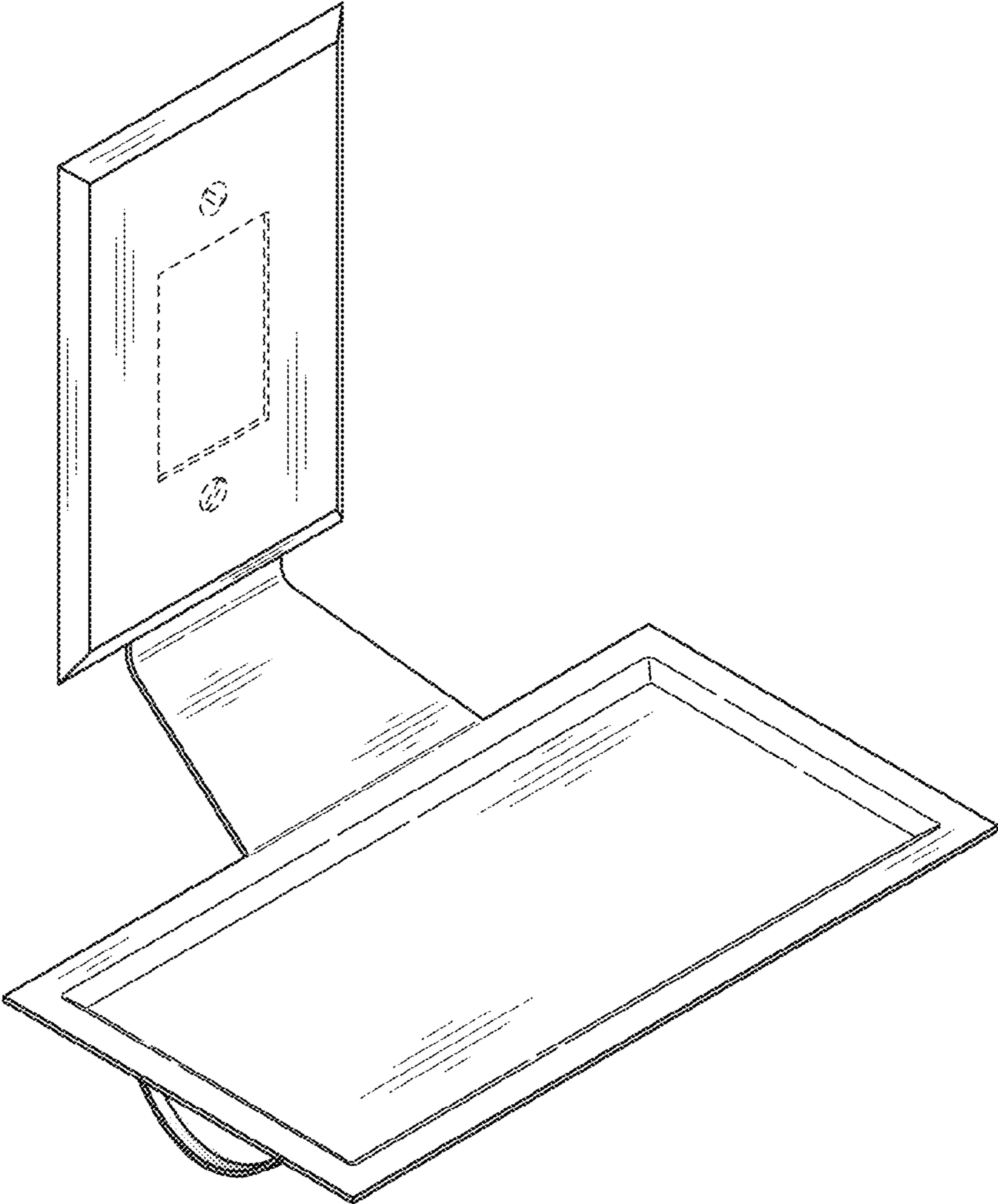


FIG. 1

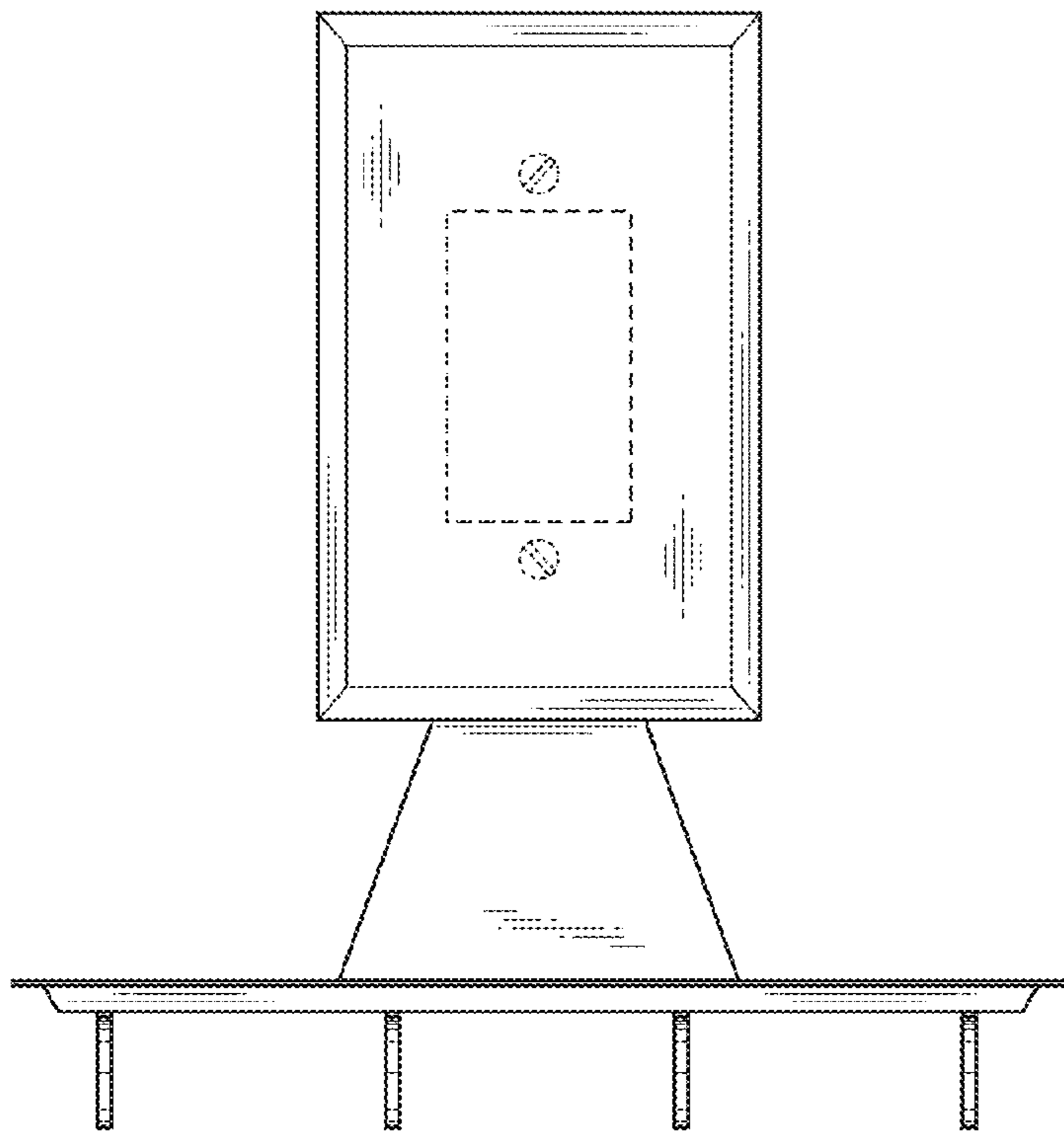


FIG. 2




FIG. 3

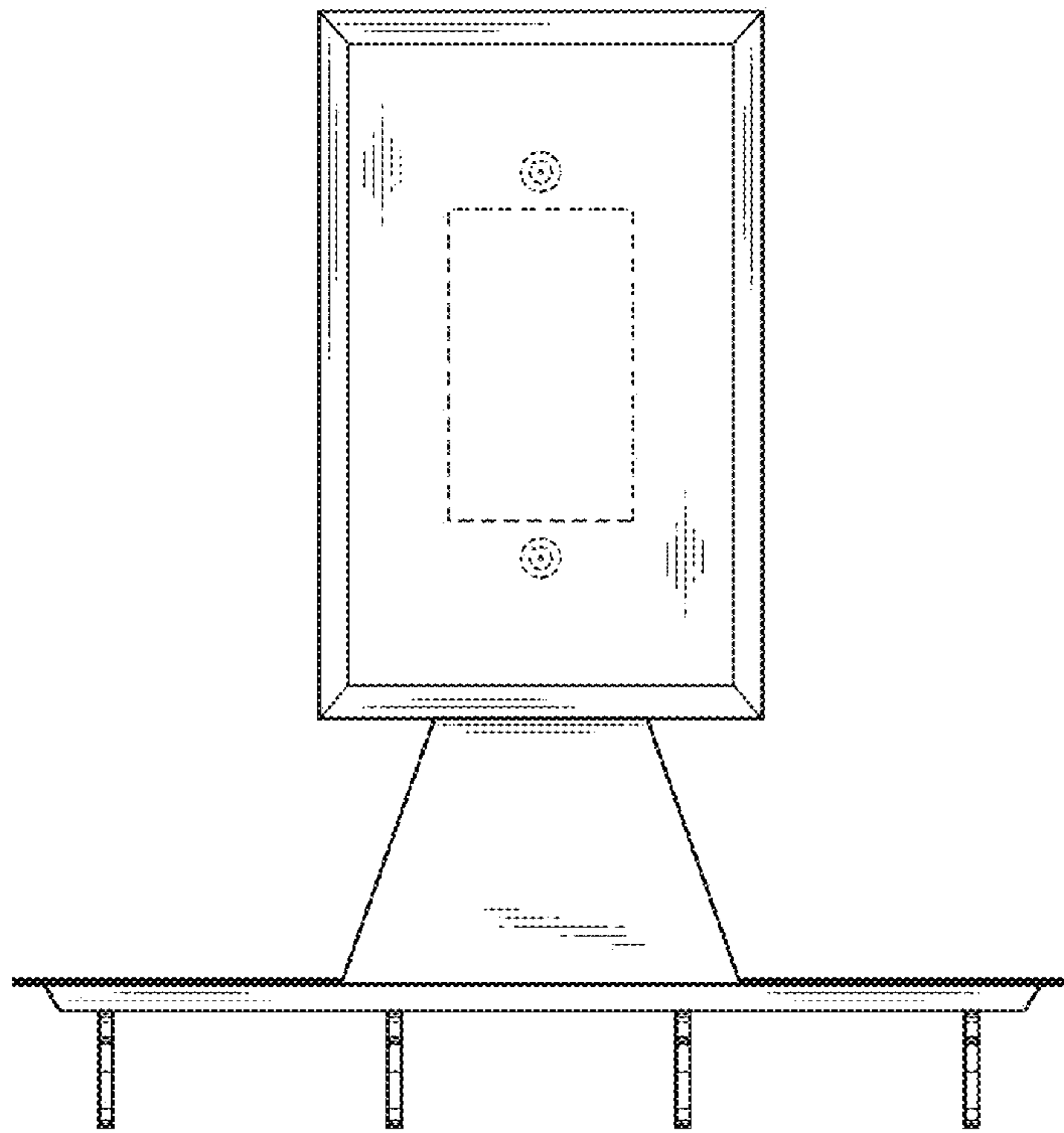


FIG. 4

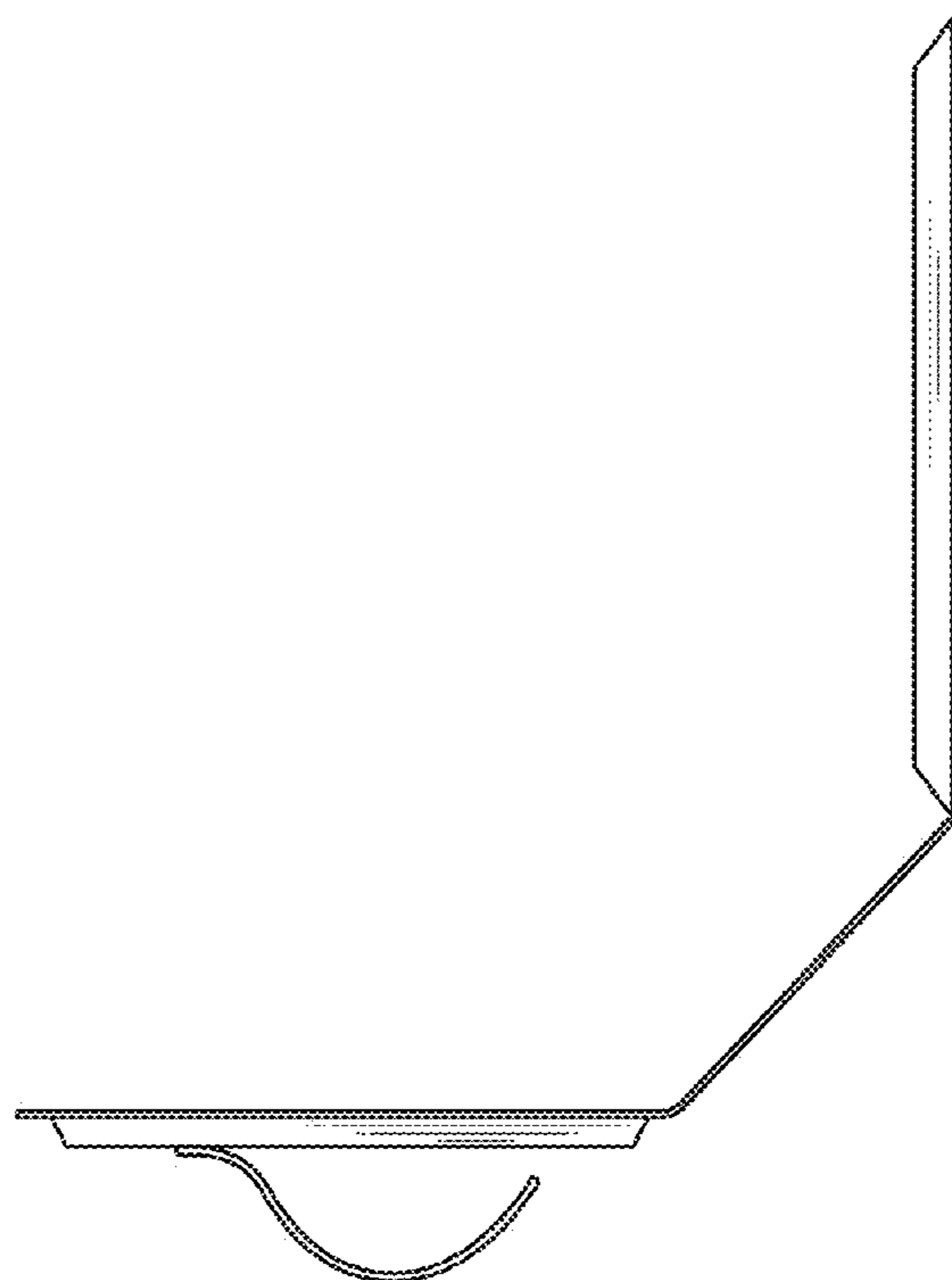


FIG. 5

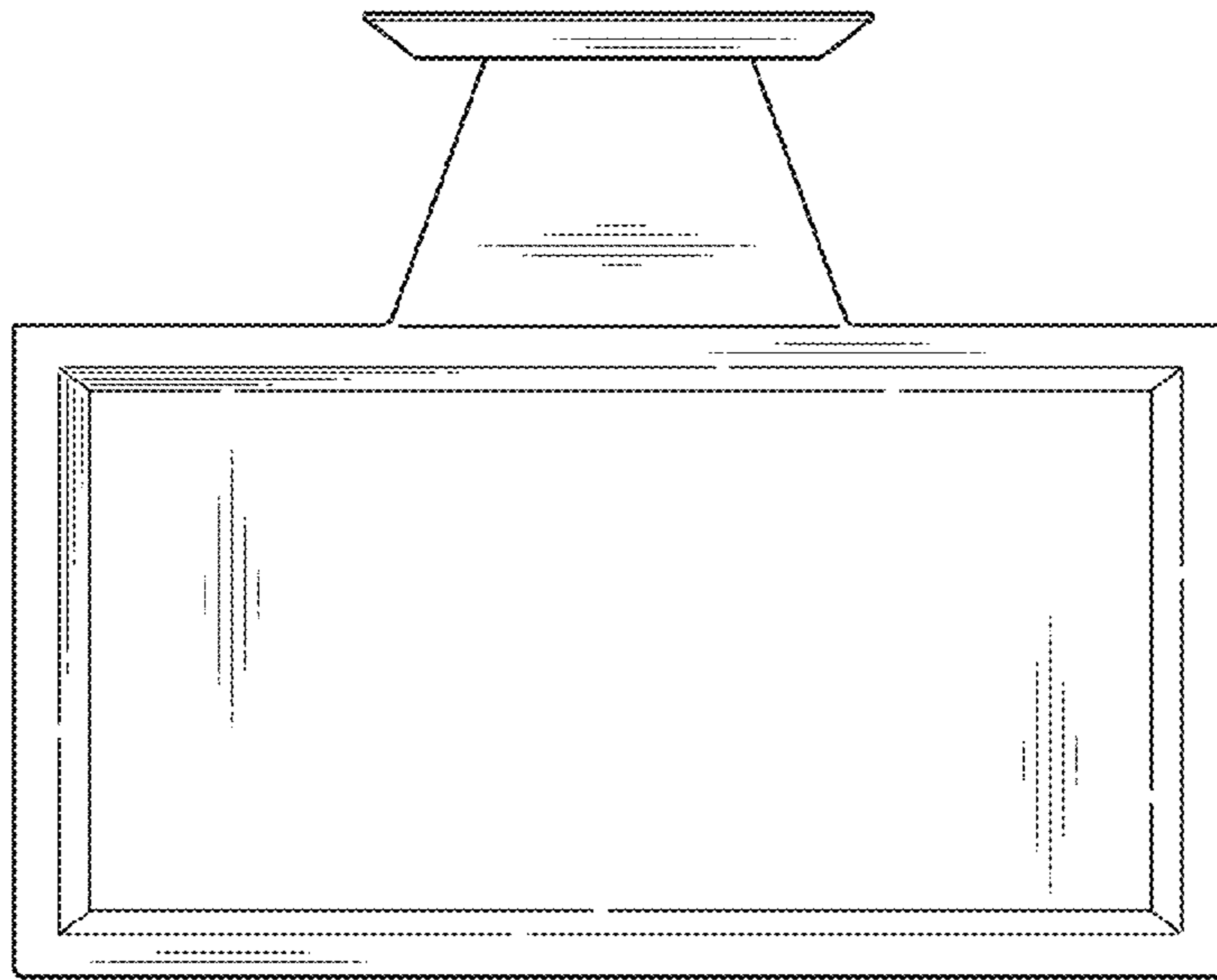


FIG. 6

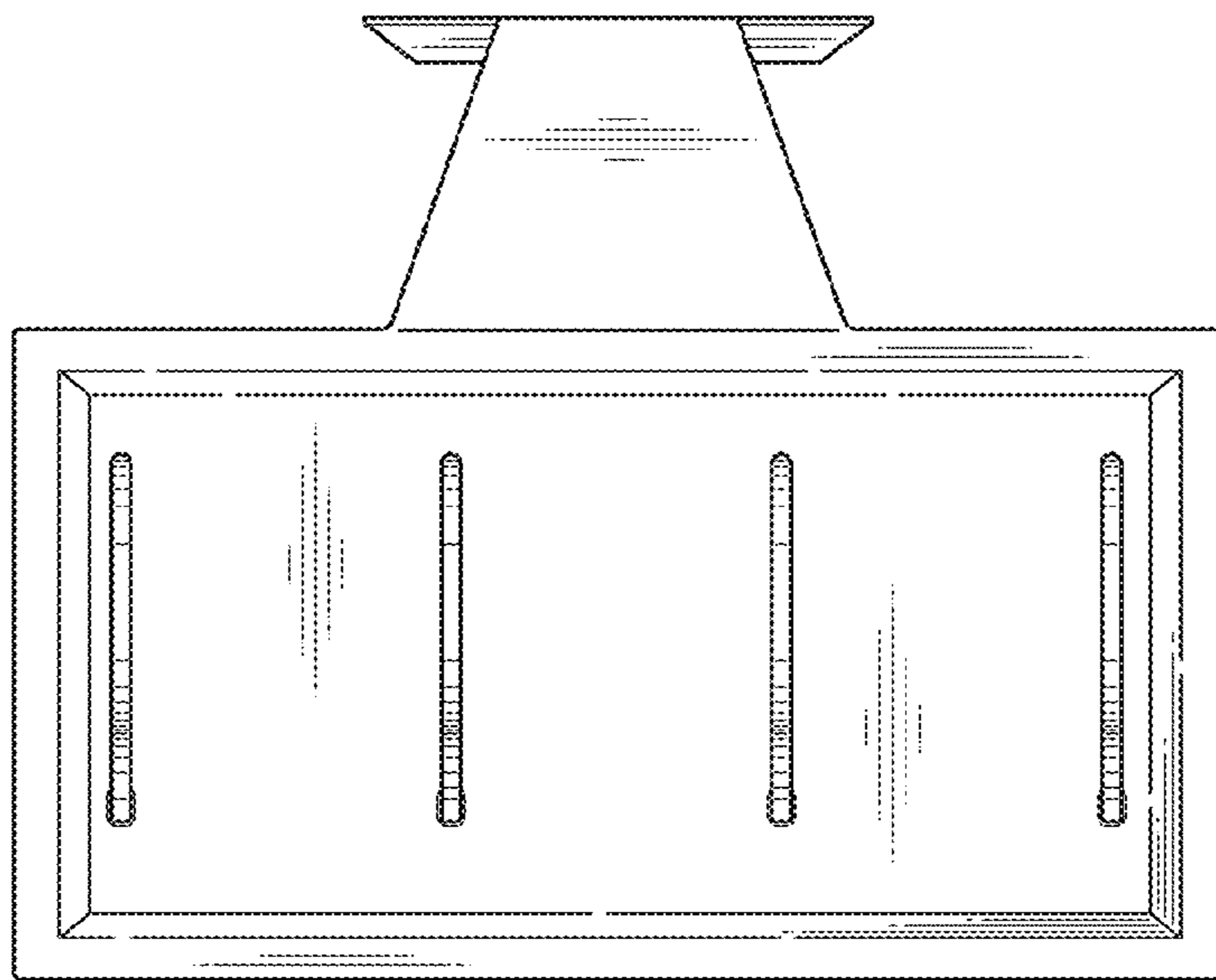


FIG. 7