

US00D750455S

(12) **United States Design Patent**
Wu

(10) **Patent No.:** **US D750,455 S**
(45) **Date of Patent:** **** Mar. 1, 2016**

(54) **HANDLE OF A PAIR OF GARDENING SHEARS**

(71) Applicant: **Hung-Shun Wu**, Chang Hua Hsien (TW)

(72) Inventor: **Hung-Shun Wu**, Chang Hua Hsien (TW)

(**) Term: **14 Years**

(21) Appl. No.: **29/492,899**

(22) Filed: **Jun. 4, 2014**

(51) **LOC (10) Cl.** **08-01**

(52) **U.S. Cl.**
USPC **D8/5**

(58) **Field of Classification Search**
USPC D8/4, 5, 51, 52, 53, 54, 55, 56, 57, 58,
D8/105, 107; D21/532; D28/44, 57;
D7/693, 695

CPC B26B 13/00; B26B 13/20; B26B 13/12;
B26B 17/00; B26B 13/26; A01G 3/02

See application file for complete search history.

(56) **References Cited**

U.S. PATENT DOCUMENTS

D458,815	S	*	6/2002	Meyerratken	D8/5
D463,227	S	*	9/2002	Choi	D8/5
D506,906	S	*	7/2005	Wu	D8/5
D509,115	S	*	9/2005	Wu	D8/5
D557,086	S	*	12/2007	Lipscomb et al.	D8/5
D585,250	S	*	1/2009	Lee et al.	D8/5
D585,251	S	*	1/2009	Lee et al.	D8/5
D639,126	S	*	6/2011	Wu	D8/4
D651,053	S	*	12/2011	Roberts et al.	D8/5
D651,487	S	*	1/2012	Roberts et al.	D8/5
D680,829	S	*	4/2013	Nelson et al.	D8/5
D698,214	S	*	1/2014	Sade et al.	D8/5
8,701,294	B2	*	4/2014	Bruce et al.	30/236
D706,096	S	*	6/2014	Stokes et al.	D8/5

D706,097	S	*	6/2014	Lyytikainen et al.	D8/5
D706,590	S	*	6/2014	Sade et al.	D8/5
D716,114	S	*	10/2014	Lyytikainen et al.	D8/5
D720,968	S	*	1/2015	Roberts et al.	D8/5
2014/0182142	A1	*	7/2014	Vanttila et al.	30/271

OTHER PUBLICATIONS

Fiskars P68 Smart Fit Bypass Pruner: Amazon.co.uk: Garden & Outdoors, image post date Unknown, site visited on Jun. 10, 2015 (online), <<http://www.amazon.co.uk/Fiskars-P68-Smart-Bypass-Pruner/dp/B00BLIRDJ6>>.*

(Continued)

Primary Examiner — Sheryl Lane

Assistant Examiner — Ieisha Price

(74) *Attorney, Agent, or Firm* — Alan D. Kamrath; Kamrath IP Lawfirm, P.A.

(57) **CLAIM**

The ornamental design for a handle of a pair of gardening shears, as shown and described.

DESCRIPTION

FIG. 1 is a perspective view of a handle of a pair of gardening shears showing my design;

FIG. 2 is a front elevational view thereof;

FIG. 3 is a rear elevational view thereof;

FIG. 4 is a left side elevational view thereof, with the broken lines shown in FIG. 4 for illustrative purposes only and form no part of the claimed design;

FIG. 5 is a right side elevational view thereof;

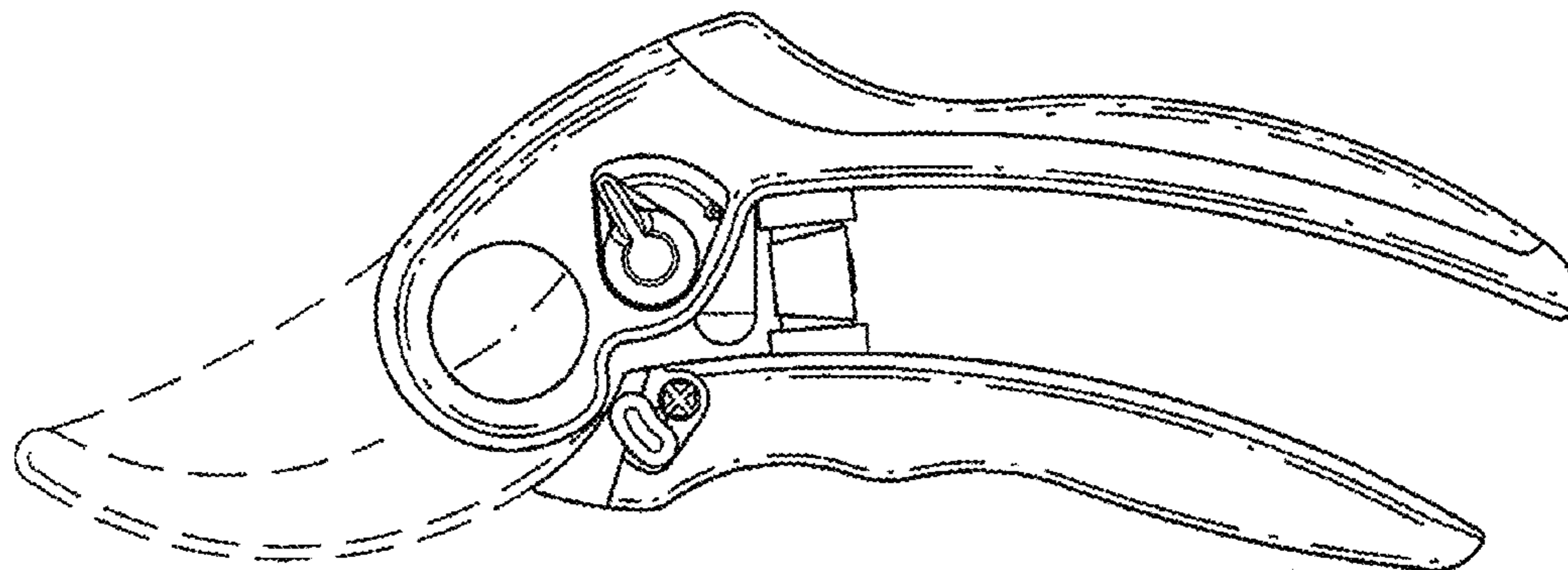
FIG. 6 is a top plan view thereof;

FIG. 7 is a bottom plan view thereof; and,

FIG. 8 is a second right side view illustrating the environment of the handle of a pair of gardening shears showing my design.

The broken lines shown in FIG. 8 represent the environment of the claimed design and form no part thereof.

1 Claim, 5 Drawing Sheets



(56)

References Cited

OTHER PUBLICATIONS

Ergonomic Bypass Pruning Shears(Pruning Shears)(GN0504-052),
View Pruning Shears, Product Details from Handy-Age Industrial
Co., Ltd. on Alibaba.com, image post date Unknown, site visited on

Jun. 10, 2015 (online), <http://handyage.en.alibaba.com/product/253730832-203531043/Ergonomic_Bypass_Pruning_Shears_Pruning_Shears_GN0504_052_.html>.*

* cited by examiner

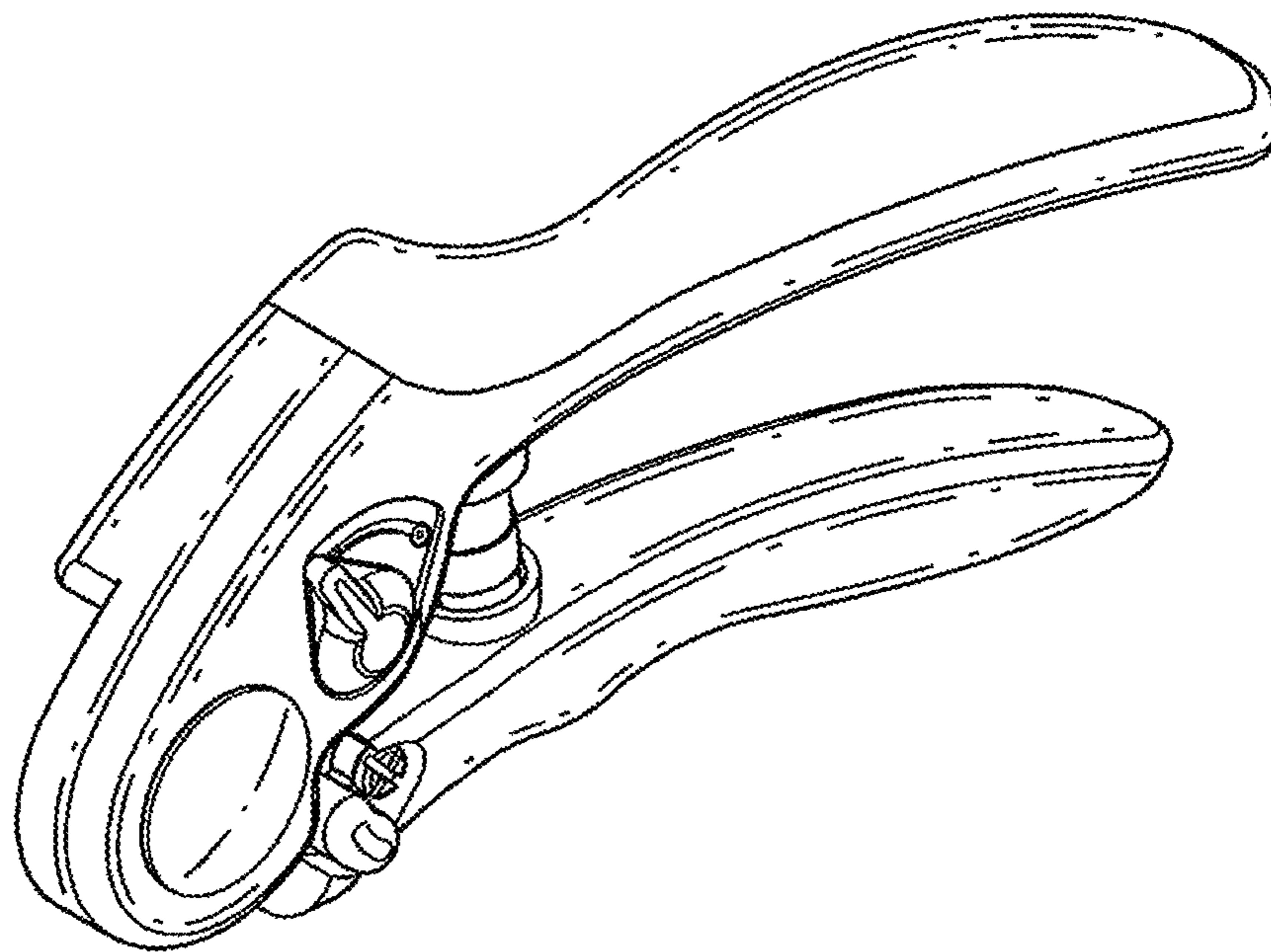


FIG. 1

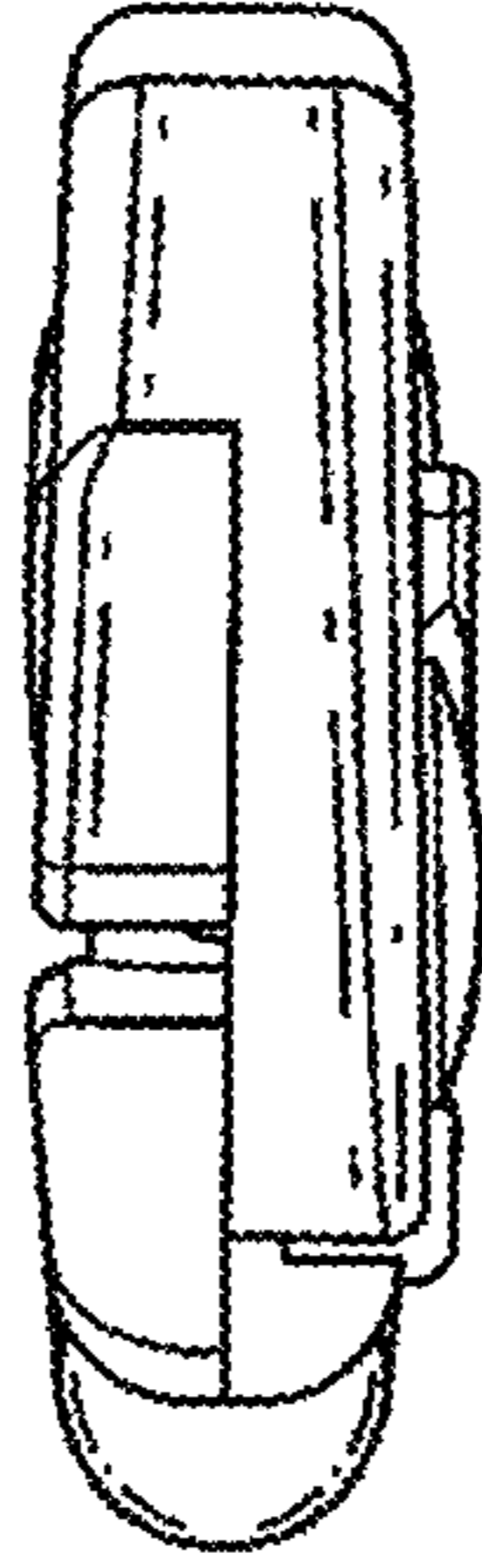


FIG. 2

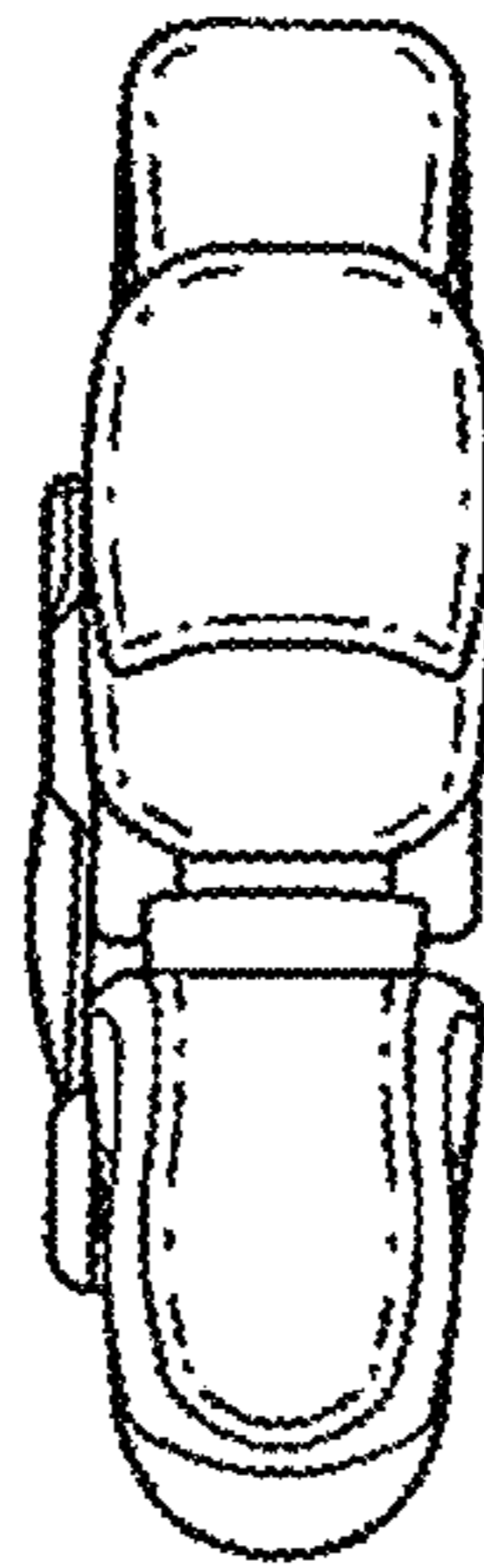


FIG. 3

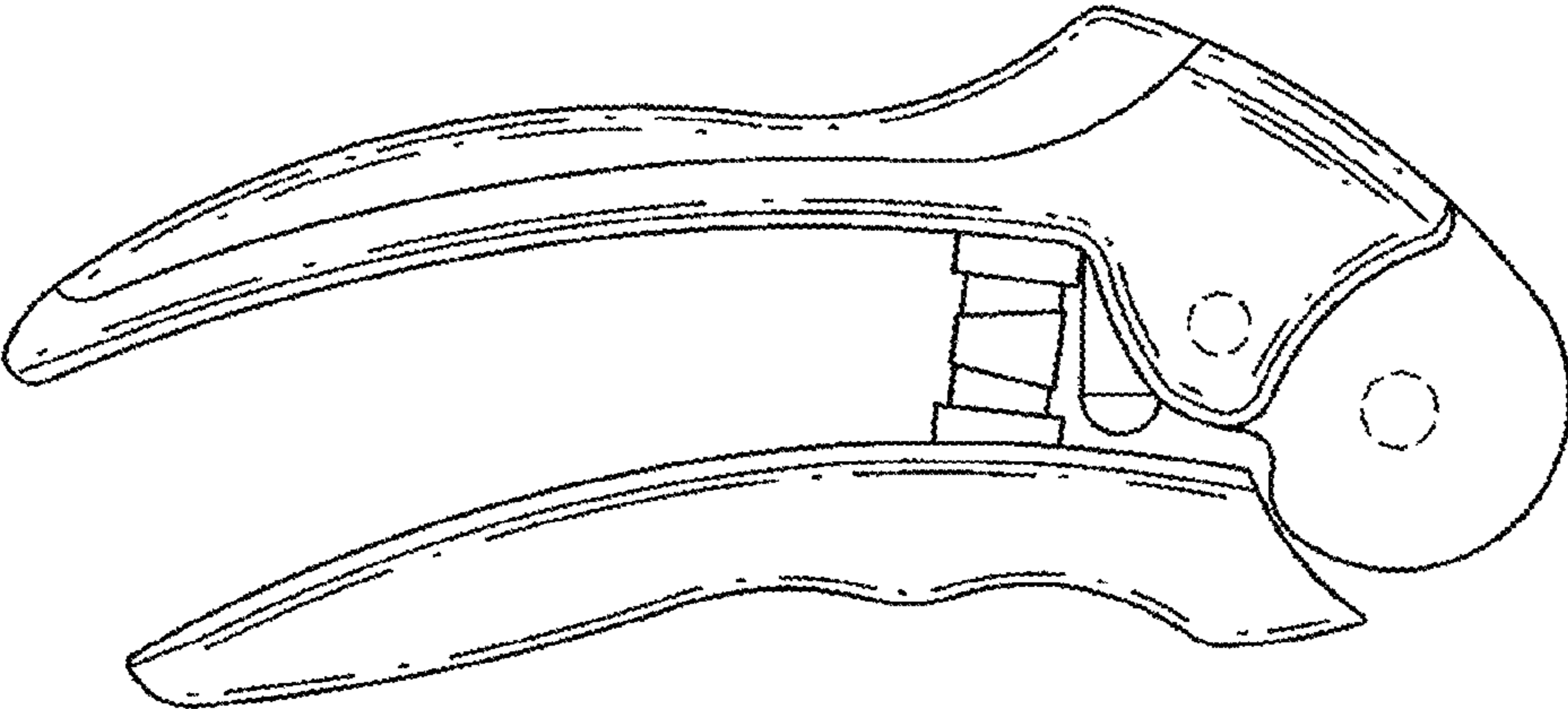


FIG. 4

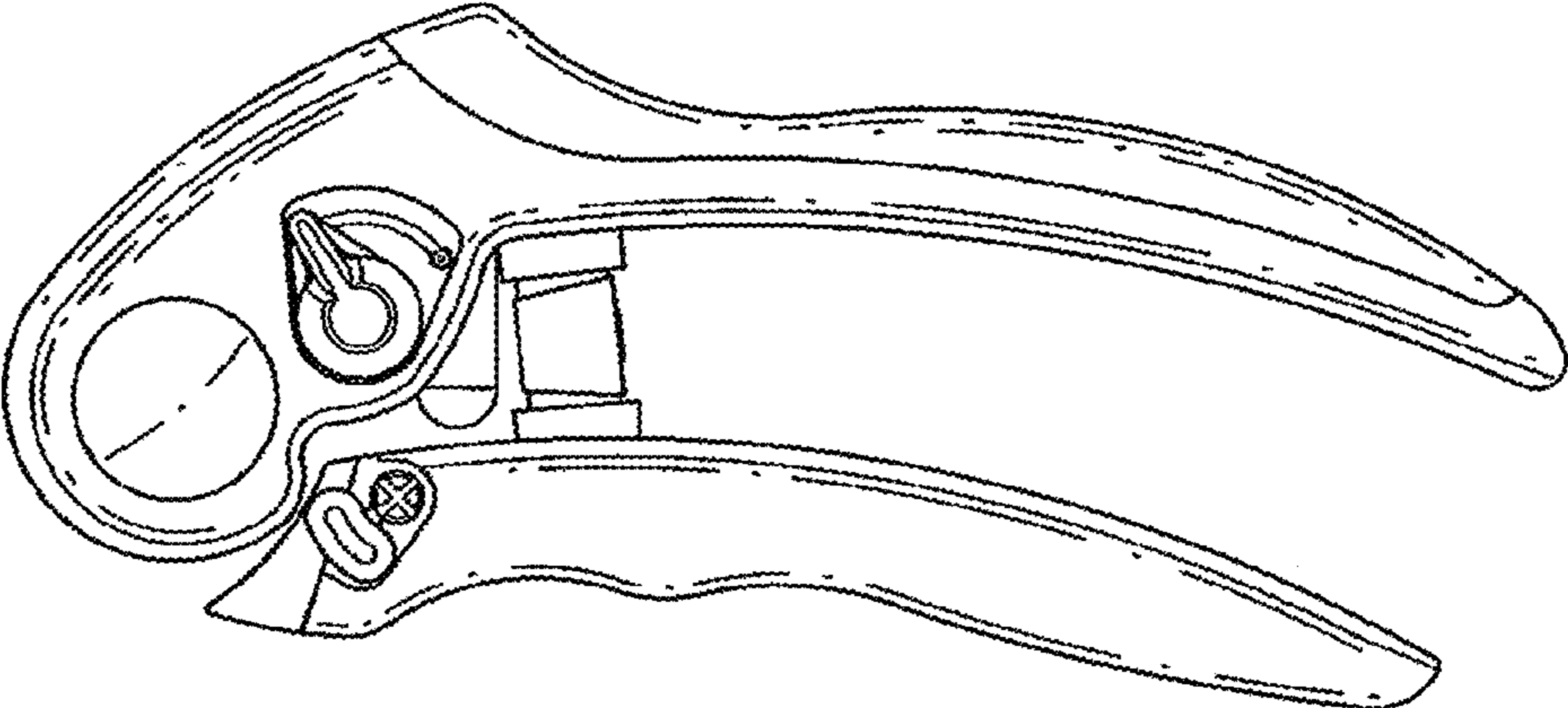


FIG. 5




FIG. 6




FIG. 7

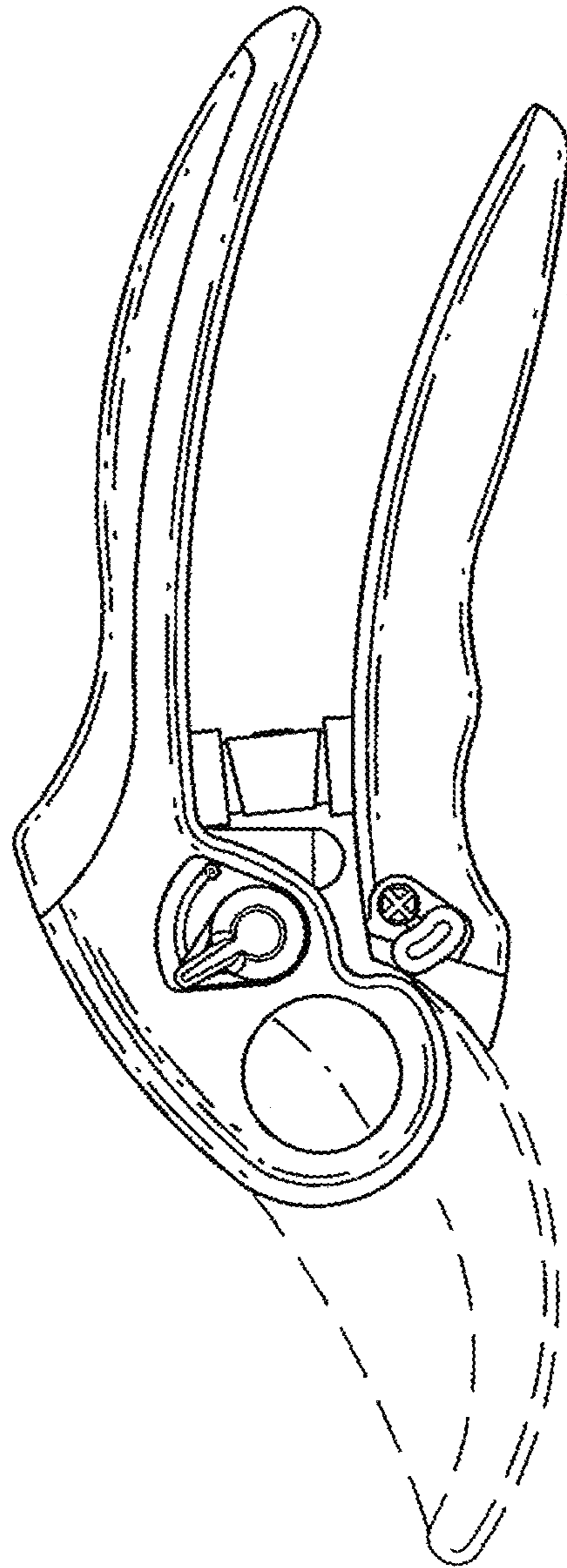


FIG. 8