



US00D750443S

(12) **United States Design Patent**
Kraemer

(10) **Patent No.:** **US D750,443 S**

(45) **Date of Patent:** **** Mar. 1, 2016**

(54) **EGG HOLDER**

(71) Applicant: **InterDesign, Inc.**, Solon, OH (US)

(72) Inventor: **Kevin Francis Kraemer**, Cuyahoga Falls, OH (US)

(73) Assignee: **InterDesign, Inc.**, Solon, OH (US)

(**) Term: **14 Years**

(21) Appl. No.: **29/503,223**

(22) Filed: **Sep. 24, 2014**

Related U.S. Application Data

(63) Continuation of application No. 29/480,138, filed on Jan. 23, 2014, now abandoned, which is a continuation of application No. 29/444,254, filed on Jan. 29, 2013, now Pat. No. Des. 698,612.

(51) **LOC (10) Cl.** **07-01**

(52) **U.S. Cl.**
USPC **D7/611**

(58) **Field of Classification Search**
USPC D7/611; D9/757; D15/90
CPC F25D 11/00; F25C 1/00; B65D 1/00;
B65D 81/00
See application file for complete search history.

(56) **References Cited**

U.S. PATENT DOCUMENTS

D137,887 S * 5/1944 Shulman D7/611
D224,518 S * 8/1972 Pearl et al. D9/757

D239,875 S * 5/1976 Armstrong D7/611
D292,802 S * 11/1987 Fails D15/90
D374,177 S * 10/1996 Onneweer D9/757
D676,470 S * 2/2013 Norin et al. D15/90
D698,612 S 2/2014 Kraemer
D724,900 S 3/2015 Kraemer

OTHER PUBLICATIONS

Photos of Stay-Fresh egg holder that was on sale by others before Jan. 29, 2013.

Images of 70739 Fridge Binz Egg Holder, which was sold prior to Jan. 29, 2013 (sold prior to the filing date of the parent application, U.S. Appl. No. 29/444,254).

* cited by examiner

Primary Examiner — Brian N Vinson

(74) *Attorney, Agent, or Firm* — Calfee Halter & Griswold, LLP


(57) **CLAIM**

The ornamental design for an egg holder, as shown and described.

DESCRIPTION

FIG. 1 is a rear/left/top perspective view of an egg holder; FIG. 2 is a front elevational view thereof, for which a rear elevational view would be a mirror image thereof; FIG. 3 is a top plan view thereof; FIG. 4 is a bottom plan view thereof; FIG. 5 is a left side elevational view thereof; and, FIG. 6 is a right side elevational view thereof. The broken lines representing the handle and the front facing wall form no part of the present invention.

1 Claim, 5 Drawing Sheets






FIG. 1

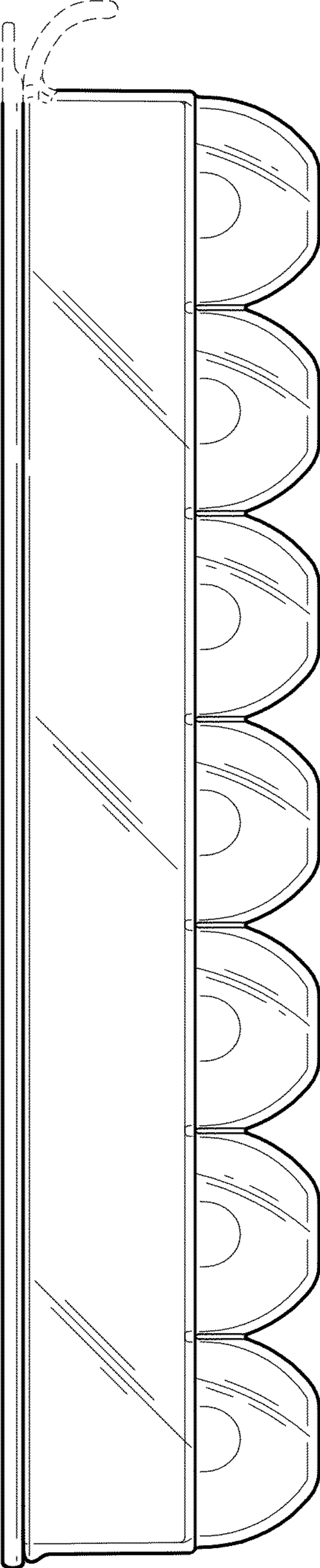


FIG. 2




FIG. 3




FIG. 4




FIG. 5



FIG. 6