

US00D750426S

(12) **United States Design Patent**
Bann et al.

(10) **Patent No.:** **US D750,426 S**
(45) **Date of Patent:** **** Mar. 1, 2016**

(54) **PITCHER**

(71) Applicant: **Takeya USA Corporation**, Huntington Beach, CA (US)

(72) Inventors: **Yukio Bann**, Osaka (JP); **Sumitra Israchanpanich**, Huntington Beach, CA (US)

(73) Assignee: **Takeya USA Corporation**, Huntington Beach, CA (US)

(**) Term: **14 Years**

(21) Appl. No.: **29/488,781**

(22) Filed: **Apr. 23, 2014**

(51) **LOC (10) Cl.** **31-00**

(52) **U.S. Cl.**
USPC **D7/392; D7/392.1; D7/393; D7/397; D7/398**

(58) **Field of Classification Search**
USPC D7/318, 319, 300, 303, 310, 311, 312, D7/320, 314, 315, 316, 317, 321, 322, 589, D7/590, 667, 392, 397, 399, 400, 393, D7/392.1, 398, 509; 222/461, 146.5, 481, 222/544, 129.1, 189.06, 189.07; 99/279, 99/358, 453, 451, 287; D10/46.2
CPC A47J 27/21; A47J 27/21008; A47J 27/21041; A47J 41/00; A47J 31/005; A47J 31/06; A47J 31/00; A47J 31/24; A47J 31/14; B65D 25/28; B65D 25/40; B65D 21/02; G01F 19/00

See application file for complete search history.

(56) **References Cited**

U.S. PATENT DOCUMENTS

2,055,096 A 10/1932 Dehn et al.
D157,795 S 3/1950 Schwarz
D192,642 S * 4/1962 Douglas D7/317
3,174,424 A * 3/1965 Serio 99/299

D214,392 S * 6/1969 Gulotta D7/316
3,463,947 A 8/1969 Taylor
D215,471 S * 10/1969 Gulotta D7/317
D216,370 S 12/1969 Tsou-Hing et al.
D221,796 S * 9/1971 Greger D7/317
D225,365 S * 12/1972 Beckman D7/317
3,844,450 A 10/1974 Johnson

(Continued)

FOREIGN PATENT DOCUMENTS

CN 201658143 12/2010
JP 8310531 11/1996
JP 11075693 3/1999

OTHER PUBLICATIONS

<http://www.forsmallhands.com/glass-pitcher-with-lid> Glass Pitcher with lid Dec. 21, 2013.*

(Continued)

Primary Examiner — Marianne Pandozzi

Assistant Examiner — Jae Liang

(74) *Attorney, Agent, or Firm* — Klein, O'Neill & Singh, LLP

(57) **CLAIM**

The ornamental design for a pitcher, as shown and described.

DESCRIPTION

FIG. 1 is a top, front and side perspective view of a first embodiment of a pitcher embodying the new design.

FIG. 2 is a side view thereof.

FIG. 3 is a side view thereof.

FIG. 4 is a rear view thereof.


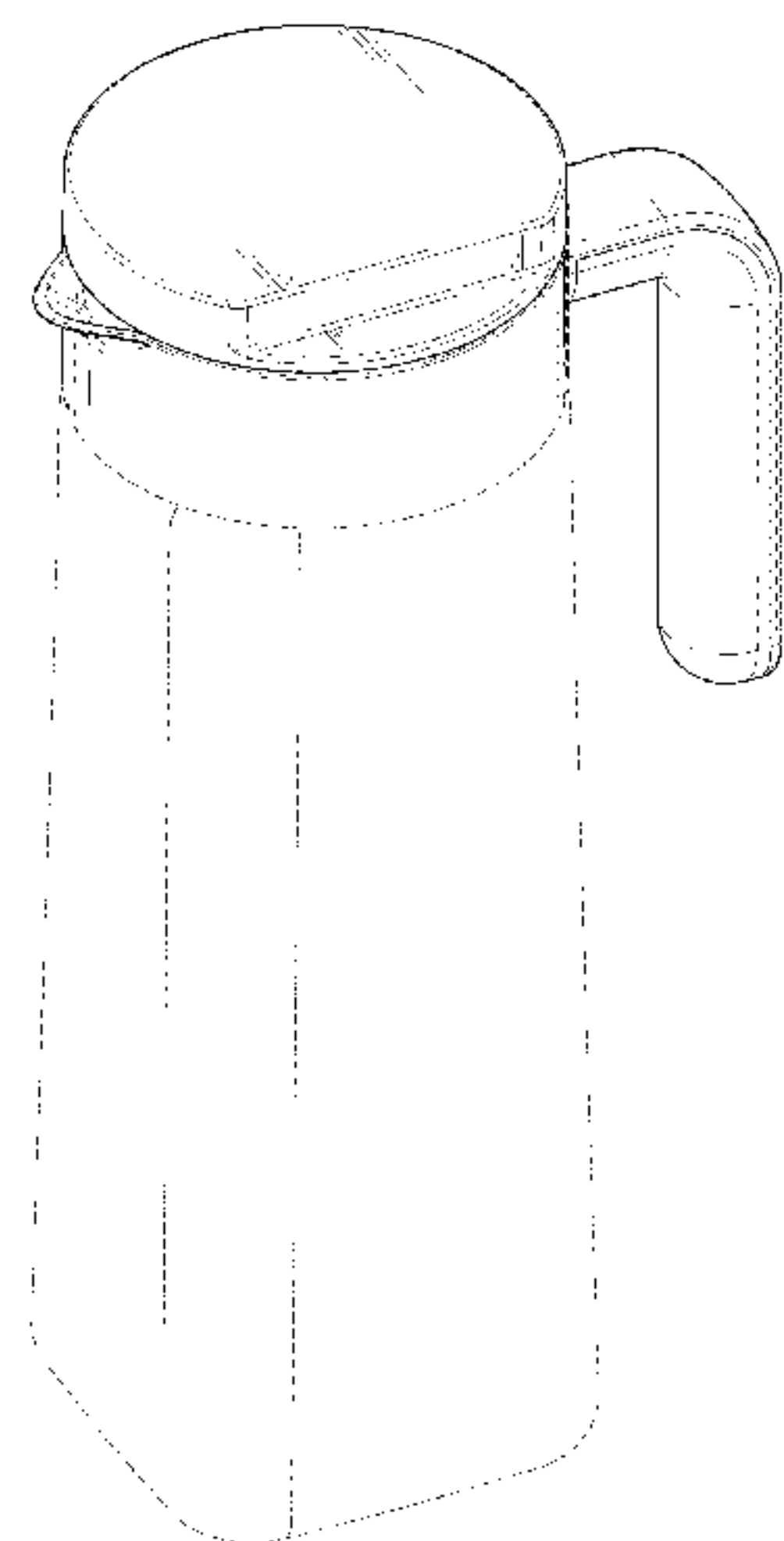
FIG. 5 is a front view thereof.

FIG. 6 is a top view thereof; and,

FIG. 7 is a bottom view thereof.

The broken line shown in the figure drawings are included for the purpose of illustration and form no part of the claimed design.

1 Claim, 6 Drawing Sheets



(56)

References Cited

U.S. PATENT DOCUMENTS

D244,339	S *	5/1977	Wendt	D7/317
D254,240	S *	2/1980	Morin	D7/321
4,276,992	A	7/1981	Susich		
4,487,114	A	12/1984	Abdenour		
D283,194	S *	4/1986	Durand	D7/318
D286,967	S	12/1986	Appel		
D287,454	S *	12/1986	Ohtake	D7/319
D287,691	S *	1/1987	Conti et al.	D7/317
D293,643	S *	1/1988	Bormioli	D7/318
D301,296	S	5/1989	Hsu		
D302,370	S *	7/1989	Gibert	D7/317
D304,277	S *	10/1989	Wolff et al.	D7/698
D306,547	S	3/1990	Wolfenden		
D308,460	S	6/1990	Balzano		
D309,077	S *	7/1990	Pomroy	D7/318
D311,475	S *	10/1990	Durand	D7/317
D313,726	S	1/1991	Scherer		
D316,206	S	4/1991	Daenen et al.		
D319,368	S	8/1991	Picozza et al.		
D321,301	S	11/1991	Purkapile		
D338,367	S *	8/1993	Fonville	D7/317
5,231,918	A	8/1993	Grzywna		
5,318,791	A	6/1994	Millman et al.		
D350,255	S *	9/1994	Daenen et al.	D7/317
5,363,745	A	11/1994	Lin		
5,477,979	A	12/1995	Goessling et al.		
D370,384	S *	6/1996	Shamis	D7/393
5,531,353	A	7/1996	Ward et al.		
5,613,616	A	3/1997	Monus		
5,680,951	A	10/1997	Feltman, III et al.		
D406,011	S	2/1999	Hatsumoto et al.		
5,913,964	A	6/1999	Melton		
6,095,033	A	8/2000	Melton		
6,231,226	B1	5/2001	Neidigh		
D446,681	S	8/2001	Weibel		
6,269,736	B1	8/2001	Melton		
6,276,262	B1	8/2001	Chen		
6,314,866	B1	11/2001	Melton		
D453,279	S *	2/2002	Huang	D7/318
6,372,270	B1	4/2002	Denny		
D458,082	S *	6/2002	Gluck	D7/510
RE37,773	E	7/2002	Trombley		
6,442,961	B1	9/2002	Rosenberg et al.		
D473,092	S	4/2003	Heiberg et al.		
6,578,726	B1	6/2003	Schaefer		
D479,090	S *	9/2003	Backes et al.	D7/318
D480,254	S *	10/2003	Hirose	D7/318
D480,904	S *	10/2003	Backes et al.	D7/318
D484,743	S	1/2004	Furlong		
D490,266	S *	5/2004	Imai	D7/318
6,752,287	B1	6/2004	Lin		
D492,879	S *	7/2004	Allemand	D7/318
6,758,363	B2	7/2004	Stokes		
6,763,964	B1	7/2004	Hurlbut et al.		
7,032,507	B2	4/2006	Cai		
D521,795	S *	5/2006	Imai	D7/318
D522,796	S *	6/2006	Teh-Hsiung	D7/318
D528,846	S *	9/2006	Tamura	D7/318
7,219,600	B1	5/2007	Haven et al.		
D548,510	S *	8/2007	Huang	D7/318
D559,039	S *	1/2008	Freeman	D7/523
D560,951	S	2/2008	Appleton		
D587,060	S *	2/2009	Tong Chi Chung	D7/319
D587,513	S	3/2009	Bodum		
D587,957	S	3/2009	Imai		
D602,730	S *	10/2009	Kino	D7/318
D603,647	S *	11/2009	Bodum	D7/318
D607,685	S *	1/2010	Elissen	D7/318
D618,508	S *	6/2010	George et al.	D7/510
D622,548	S *	8/2010	Jensen et al.	D7/523
D648,592	S *	11/2011	Bodum	D7/317
D686,034	S *	7/2013	Bodum	D7/318
D686,864	S *	7/2013	Poul et al.	D7/318
D688,098	S *	8/2013	Miller et al.	D7/523
D688,909	S *	9/2013	Chapman et al.	D7/318
D707,487	S *	6/2014	Weernink	D7/318
D726,485	S *	4/2015	Mullen	D7/317
2003/0080048	A1	5/2003	Lin		
2004/0261631	A1	12/2004	Lee		
2006/0185521	A1	8/2006	Publicover et al.		
2009/0178573	A1	7/2009	Pan		
2010/0263549	A1	10/2010	Lee		
2011/0056386	A1	3/2011	Taketani		
2011/0162532	A1	7/2011	Gilbert		
2011/0219956	A1	9/2011	Englert et al.		
2012/0225175	A1 *	9/2012	Lown	426/435
2013/0118358	A1 *	5/2013	Lown	99/279

OTHER PUBLICATIONS

<http://www.nisbets.co.uk/Olympia-Vacuum-Coffee-Jug/GF574/ProductDetail.raction> Olympia Vacuum Coffee Jug Sep. 30, 2013.*
International Search Report and Written Opinion for International Application No. PCT/US2012/027695, Notification mailed Oct. 19, 2012.

* cited by examiner

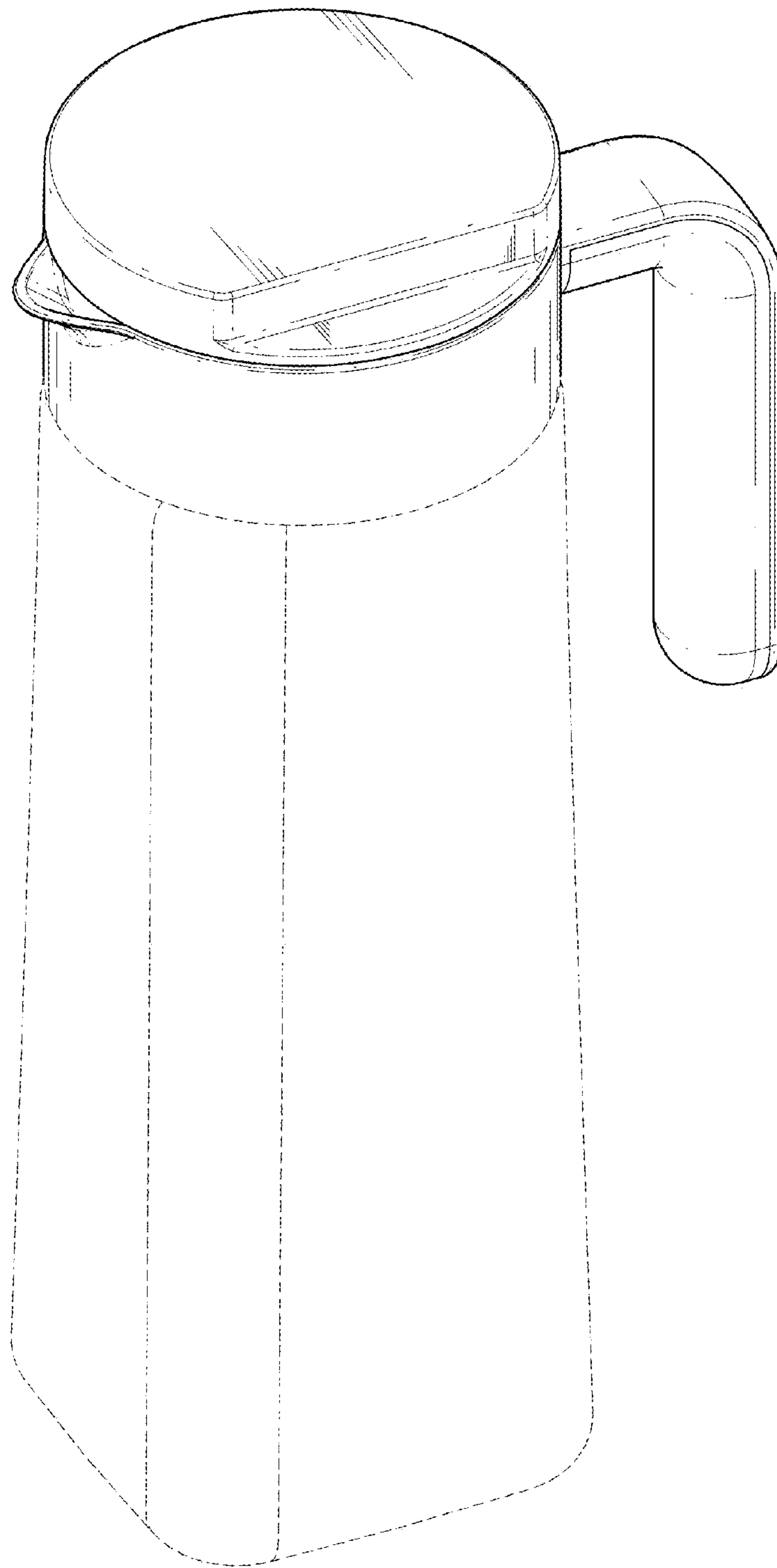


FIG. 1

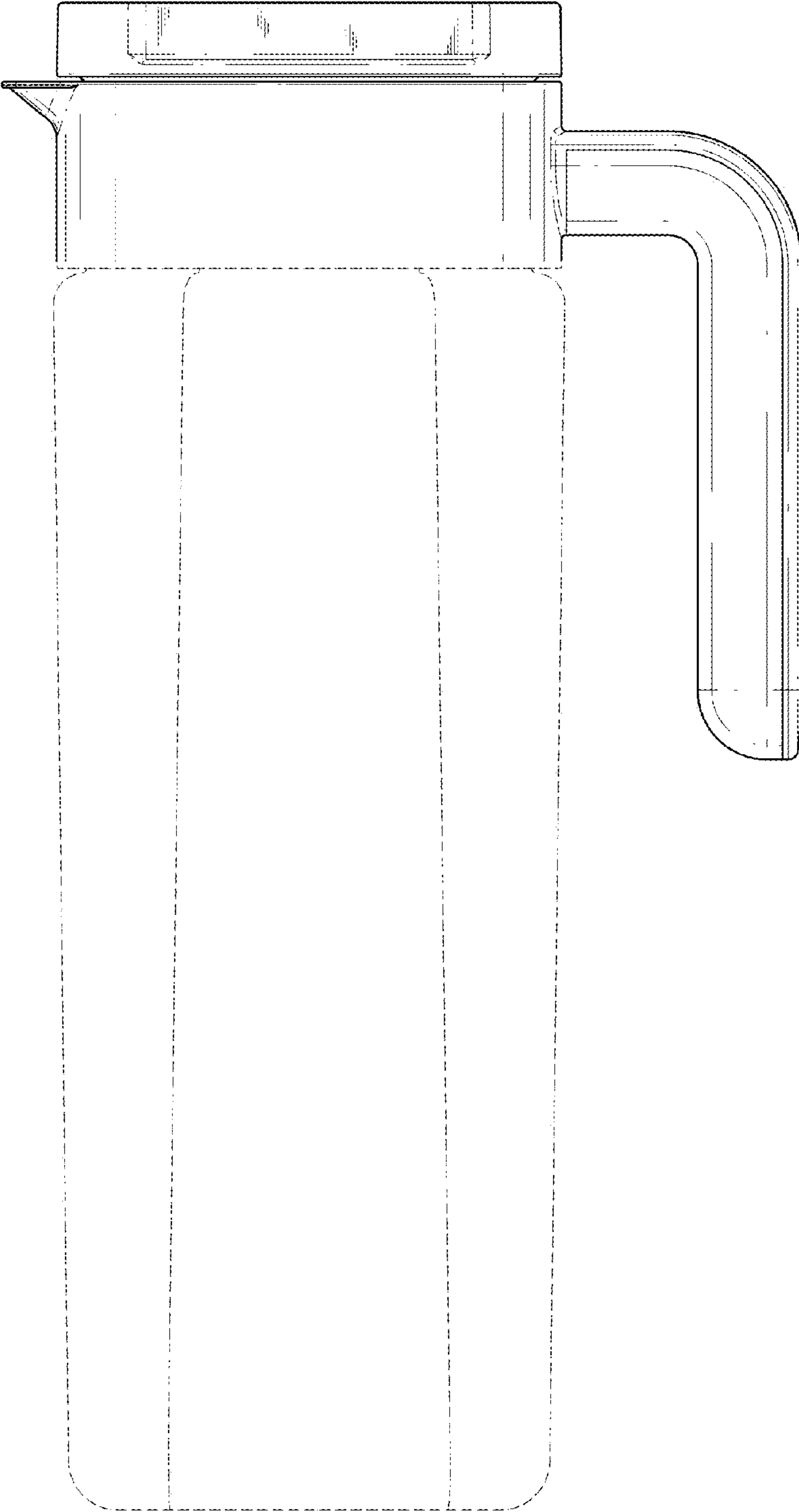


FIG. 2

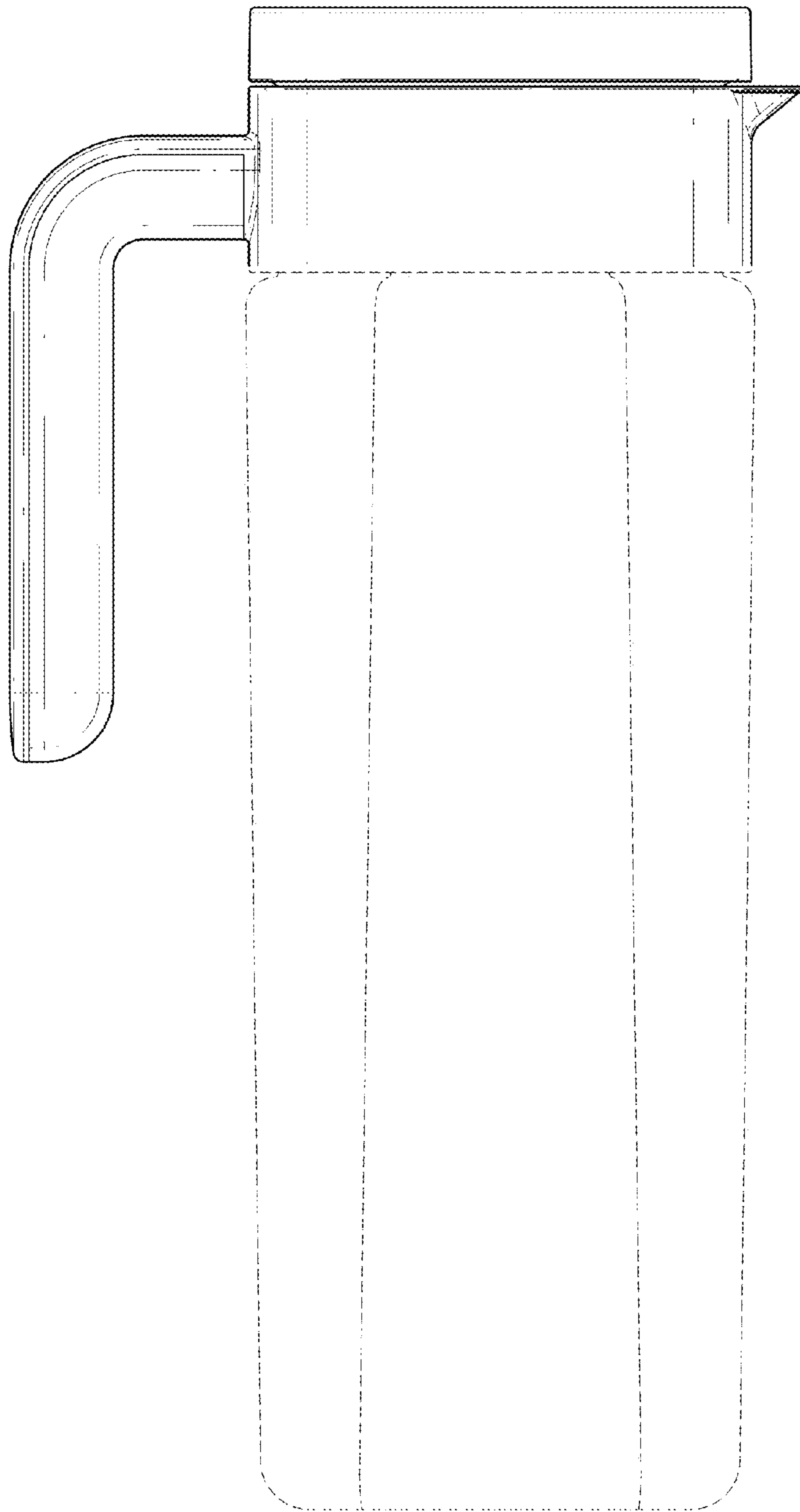


FIG. 3

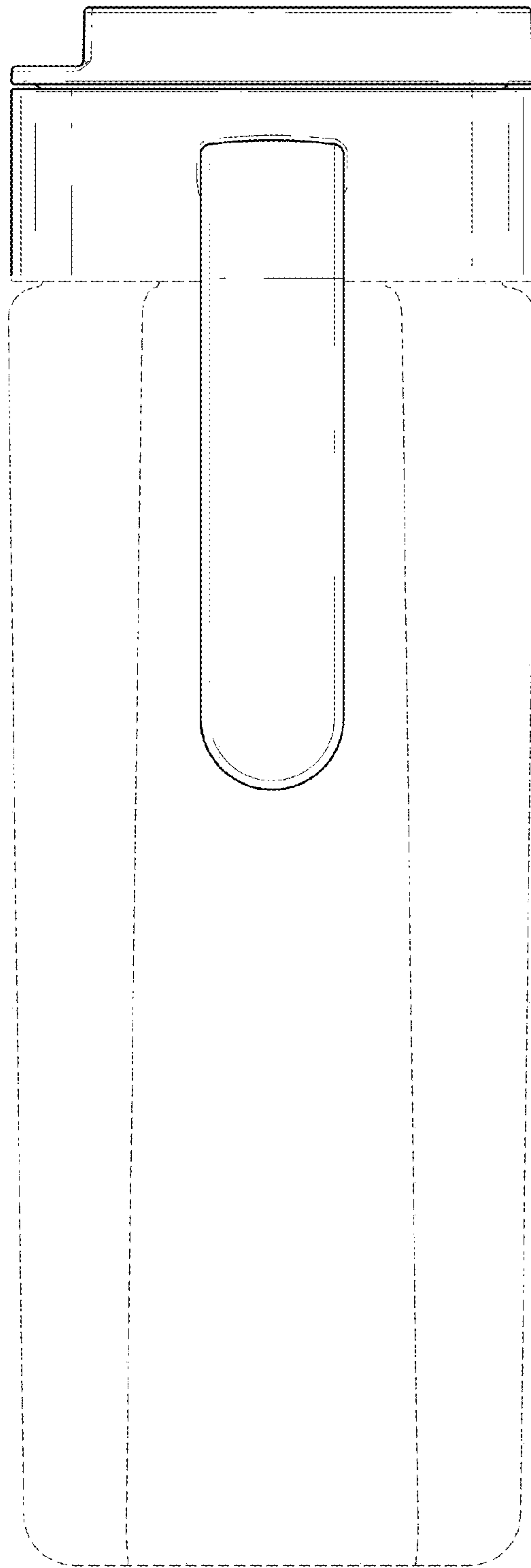


FIG. 4




FIG. 5

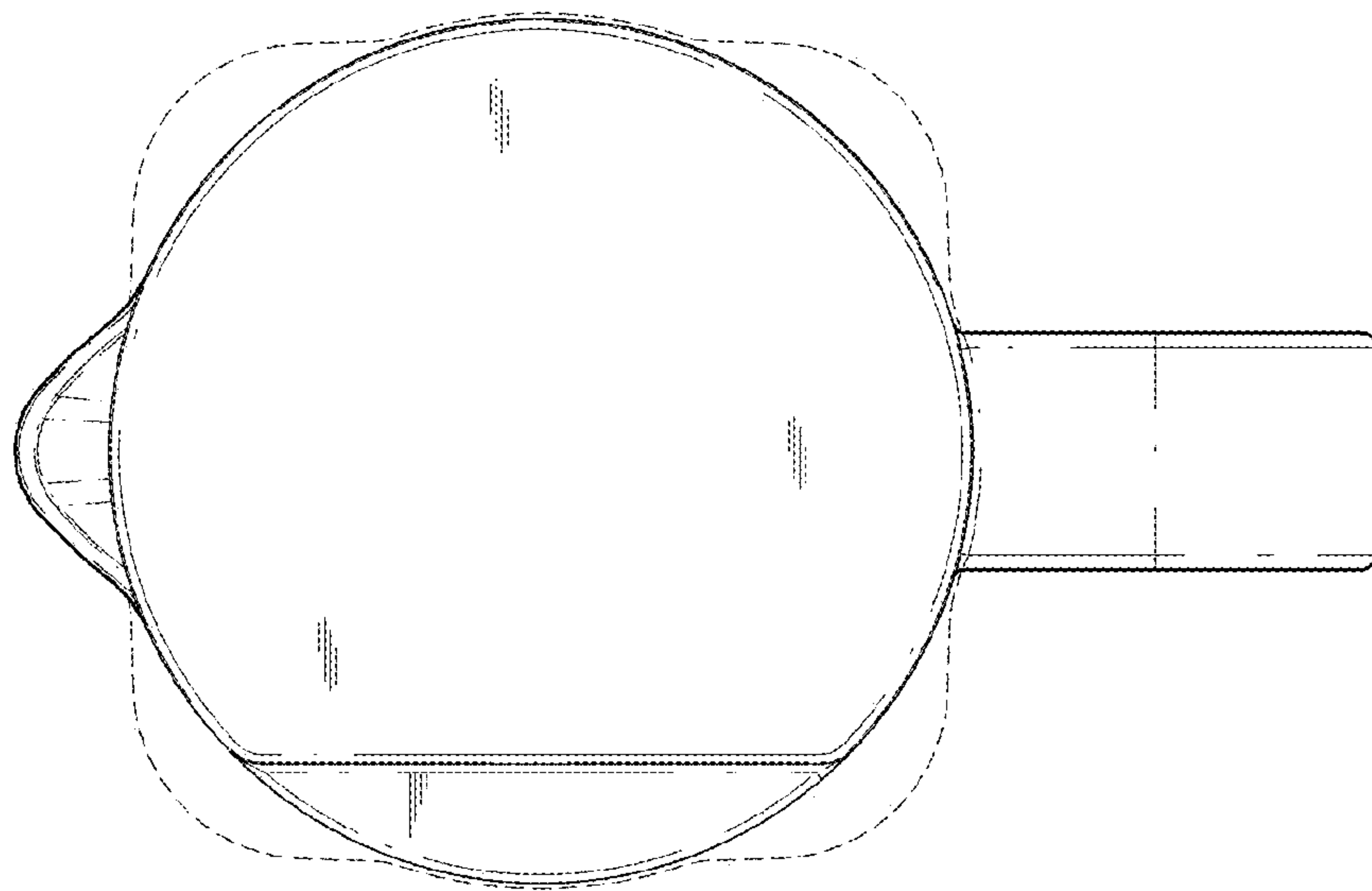


FIG. 6

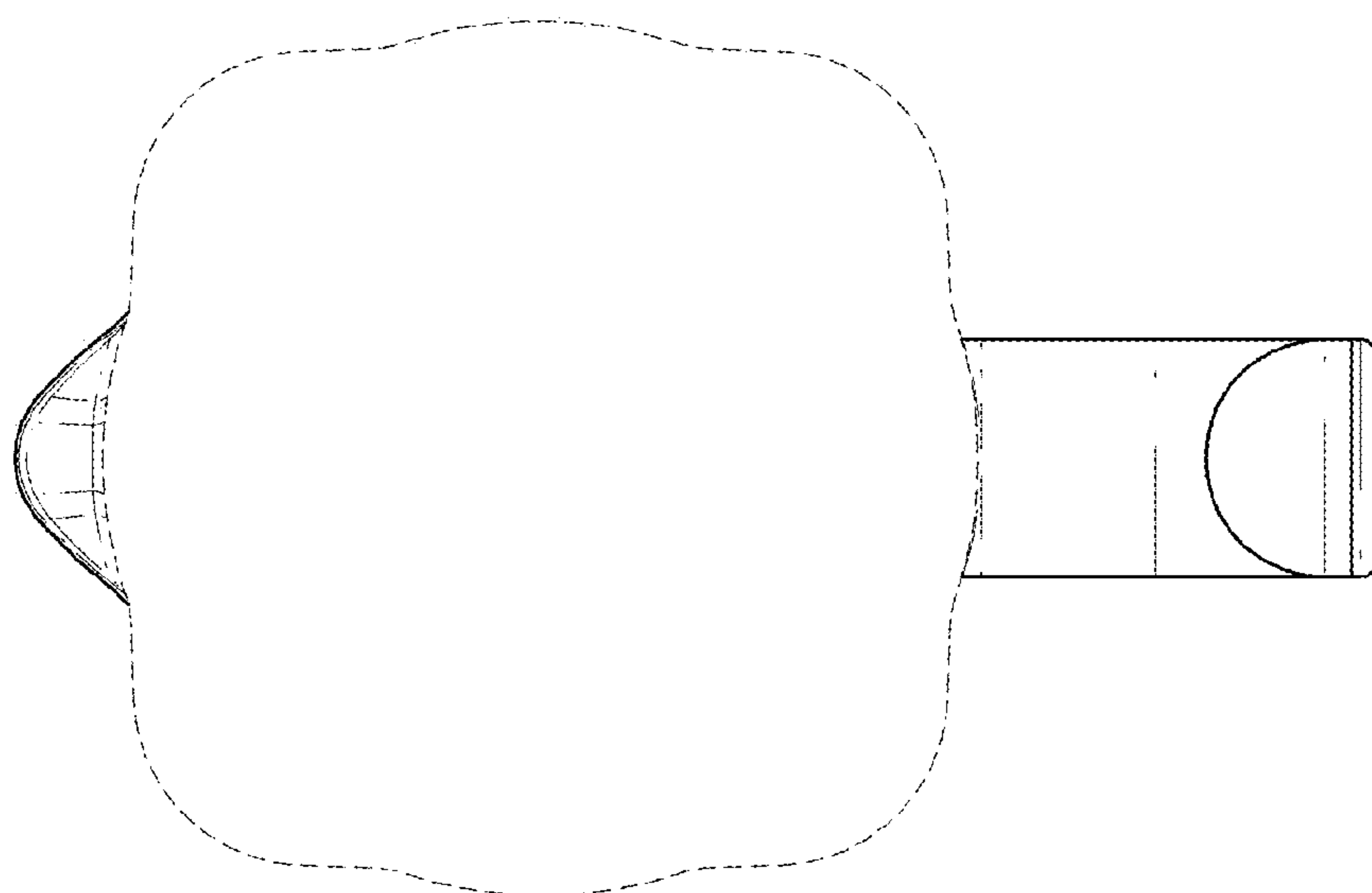


FIG. 7

UNITED STATES PATENT AND TRADEMARK OFFICE
CERTIFICATE OF CORRECTION

PATENT NO. : D750,426 S
APPLICATION NO. : 29/488781
DATED : March 1, 2016
INVENTOR(S) : Yukio Bann et al.

Page 1 of 1

It is certified that error appears in the above-identified patent and that said Letters Patent is hereby corrected as shown below:

TITLE PAGE

In column 2, in "Description", line 2, delete "embodying the new design." and insert -- showing our new design; --, therefor.

In column 2, in "Description", line 3, delete "thereof." and insert -- thereof; --, therefor.

In column 2, in "Description", line 4, delete "thereof." and insert -- thereof; --, therefor.

In column 2, in "Description", line 5, delete "thereof." and insert -- thereof; --, therefor.

In column 2, in "Description", line 6, delete "thereof." and insert -- thereof; --, therefor.

Signed and Sealed this
Twenty-seventh Day of September, 2016



Michelle K. Lee
Director of the United States Patent and Trademark Office