

US00D750416S

(12) **United States Design Patent**
Meraz

(10) **Patent No.:** **US D750,416 S**
(45) **Date of Patent:** **** Mar. 1, 2016**

- (54) **APPARATUS FOR COOKING**
- (71) Applicant: **Ma. Guadalupe Zuniga Meraz,**
Tamaulipas (MX)
- (72) Inventor: **Ma. Guadalupe Zuniga Meraz,**
Tamaulipas (MX)
- (**) Term: **14 Years**
- (21) Appl. No.: **29/510,575**
- (22) Filed: **Dec. 1, 2014**
- (51) **LOC (10) Cl.** **07-02**
- (52) **U.S. Cl.**
USPC **D7/352; D7/362; D7/363**
- (58) **Field of Classification Search**
USPC D7/323, 328-330, 337, 347, 352-364,
D7/367, 402, 409-411
CPC A21B 5/023; A47J 27/60; A47J 27/62;
A47J 37/04; A47J 37/06; A47J 37/067;
A47J 37/0605; A47J 37/0611; A47J 37/0623;
A47J 37/0629; A47J 37/0676; A47J 2037/06;
A47J 2037/0611; F24C 15/10; F24C 15/102;
H05B 6/02; H05B 6/062
See application file for complete search history.

| | | | | |
|--------------|---------|---------|-------|--------|
| D177,637 S * | 5/1956 | Moore | | D7/352 |
| D367,994 S * | 3/1996 | Bloom | | D7/352 |
| D409,876 S * | 5/1999 | Gruaz | | D7/352 |
| D413,759 S * | 9/1999 | Carrere | | D7/352 |
| D446,679 S * | 8/2001 | Lin | | D7/352 |
| D462,228 S * | 9/2002 | Wu | | D7/352 |
| D466,361 S * | 12/2002 | Wanat | | D7/352 |
| D511,928 S * | 11/2005 | Sawhney | | D7/352 |
| D657,609 S * | 4/2012 | Lavy | | D7/352 |
| D689,729 S * | 9/2013 | Yan | | D7/352 |

* cited by examiner

Primary Examiner — Ricky Pham
(74) *Attorney, Agent, or Firm* — Cook Alex Ltd.

(57) **CLAIM**
The ornamental design for an apparatus for cooking, as shown and described.

DESCRIPTION

FIG. 1 is a perspective view of an apparatus for cooking, showing the new design;
FIG. 2 is a front elevational view thereof;
FIG. 3 is a rear elevational view thereof;
FIG. 4 is a left side elevational view thereof;
FIG. 5 is a right side elevational view thereof;
FIG. 6 is a top view thereof; and,
FIG. 7 is a bottom view thereof.
The broken lines of FIGS. 1, 2, 4, 5, 6 and 7 are for the purpose of illustrating environmental structure for an apparatus for cooking and form no part of the claimed design.

1 Claim, 3 Drawing Sheets

- (56) **References Cited**
U.S. PATENT DOCUMENTS
D168,762 S * 2/1953 Polivka D7/352
D175,547 S * 9/1955 Josephson D7/352

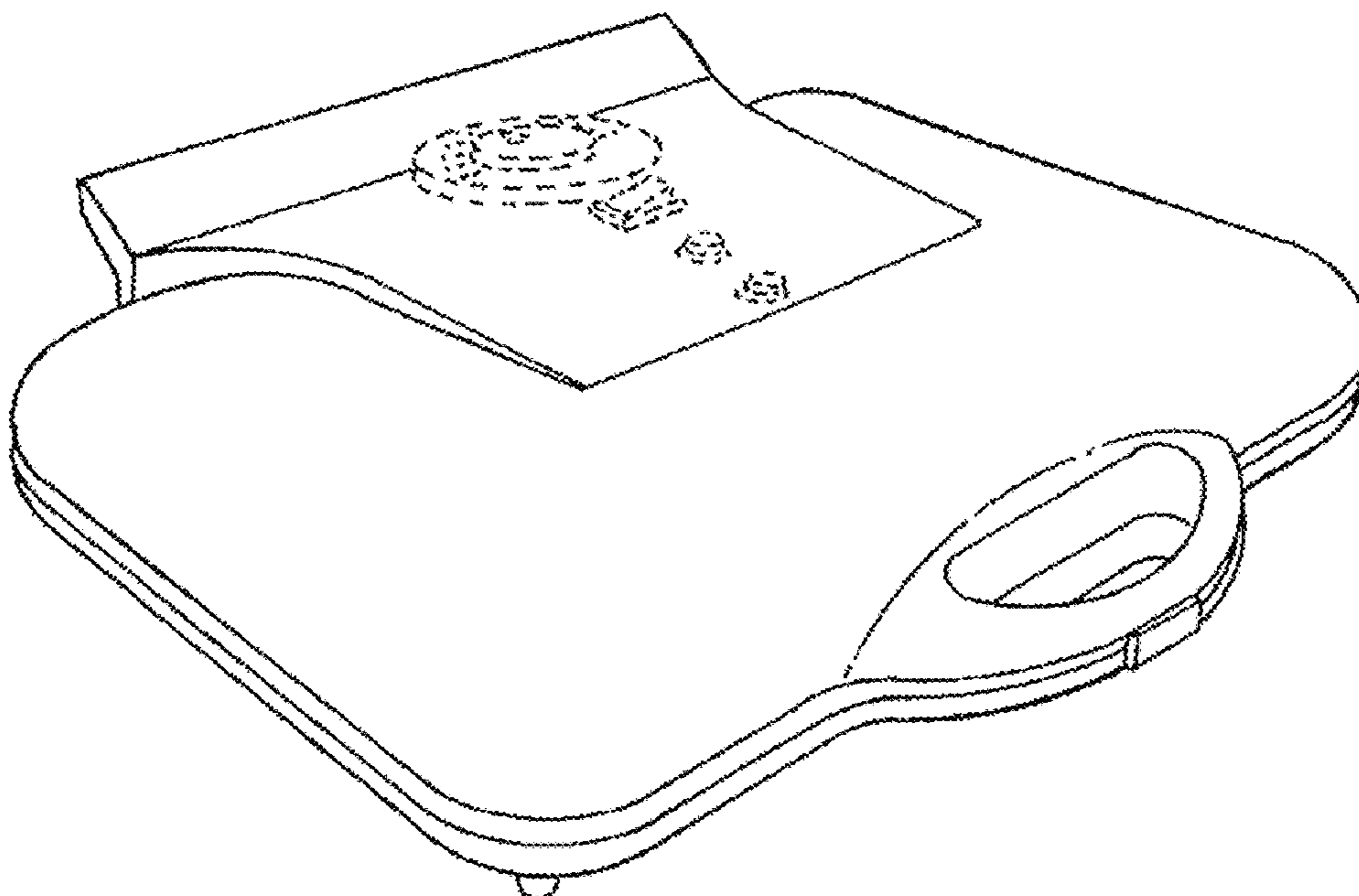


FIG. 1

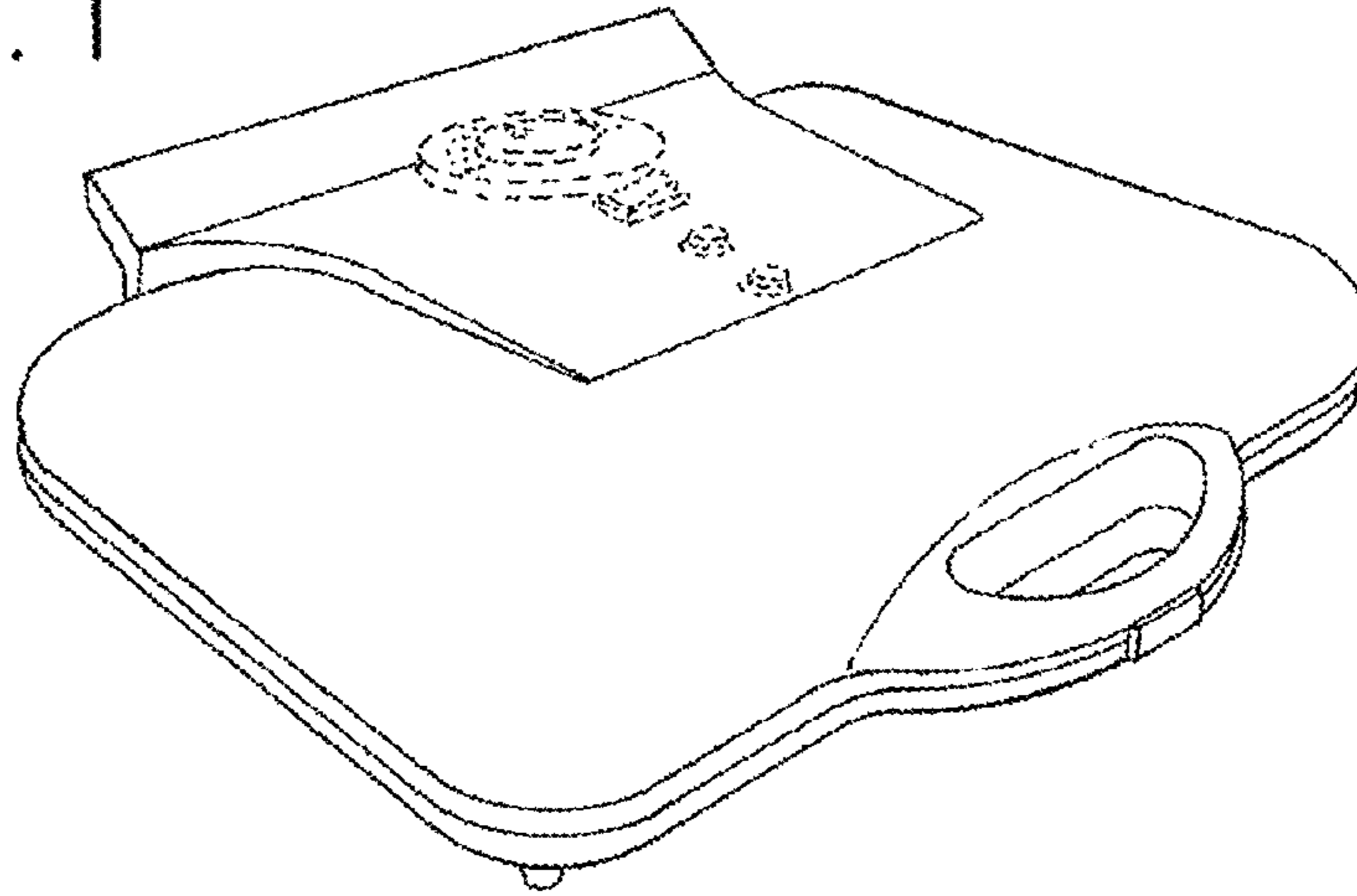


FIG. 2

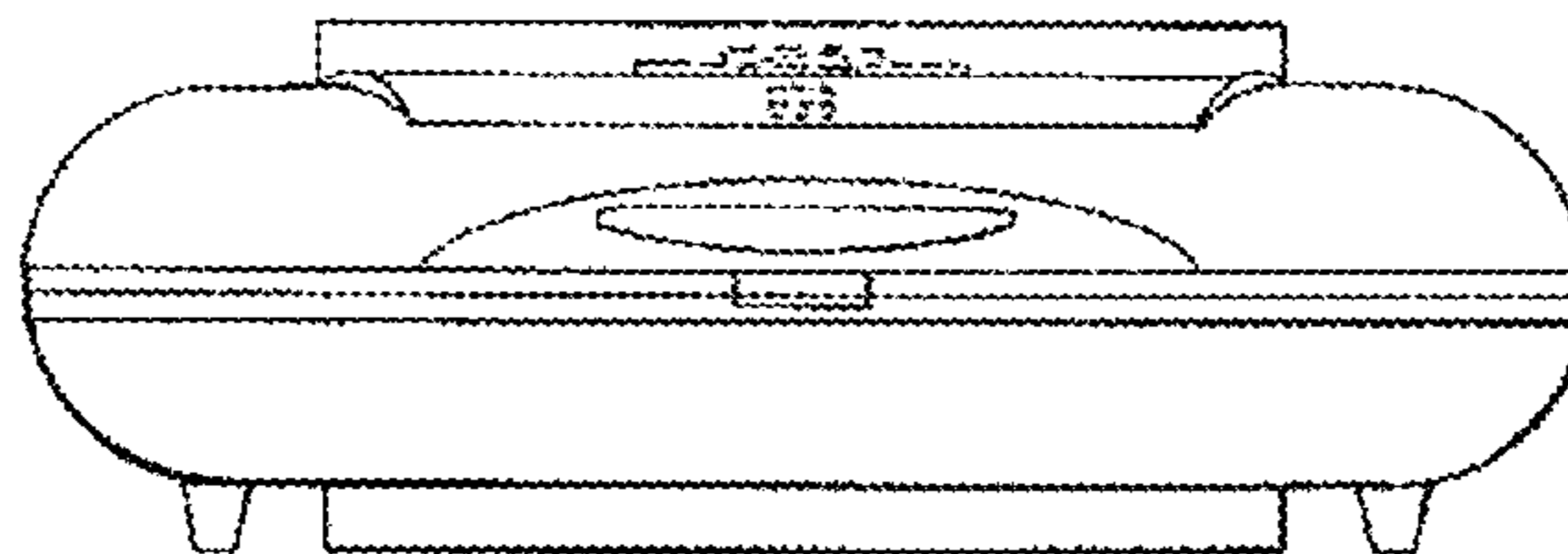


FIG. 3




FIG. 4

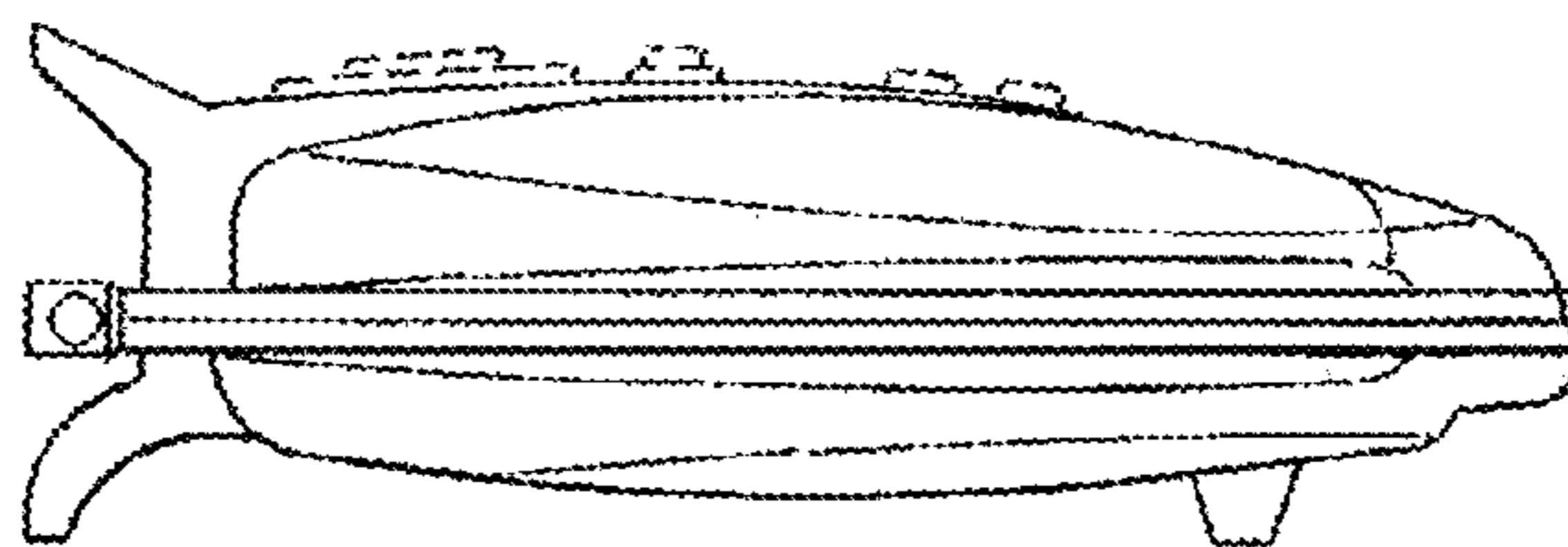


FIG. 5

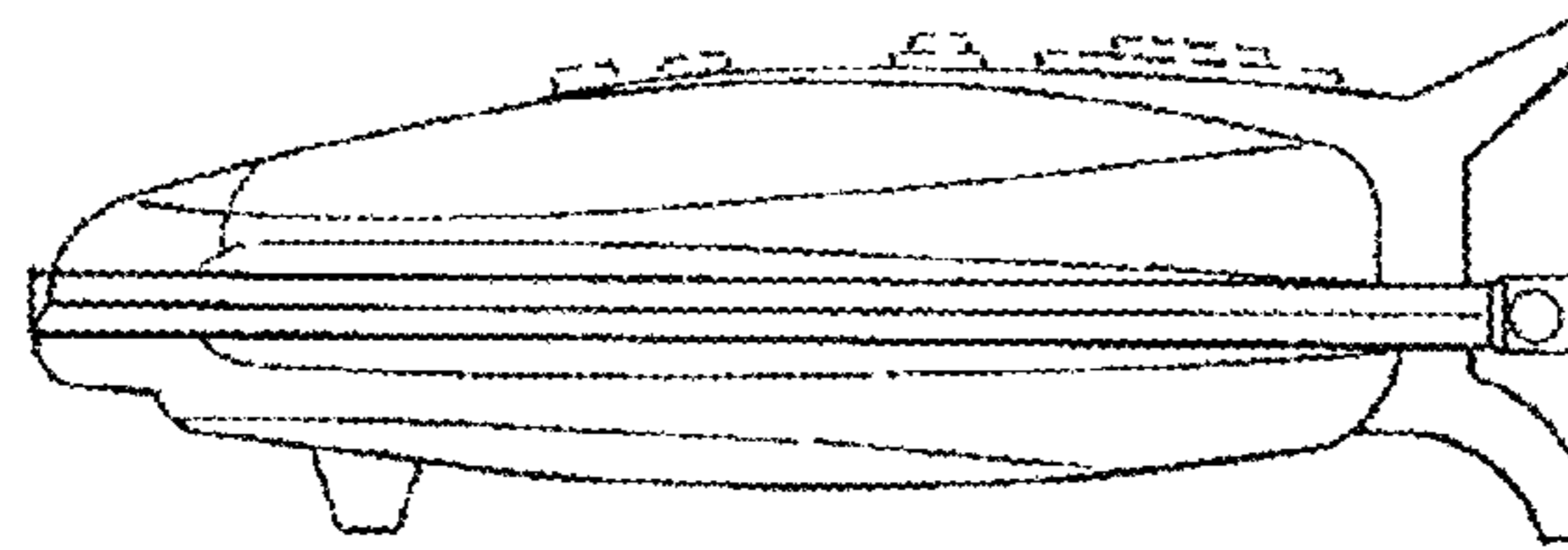


FIG. 6

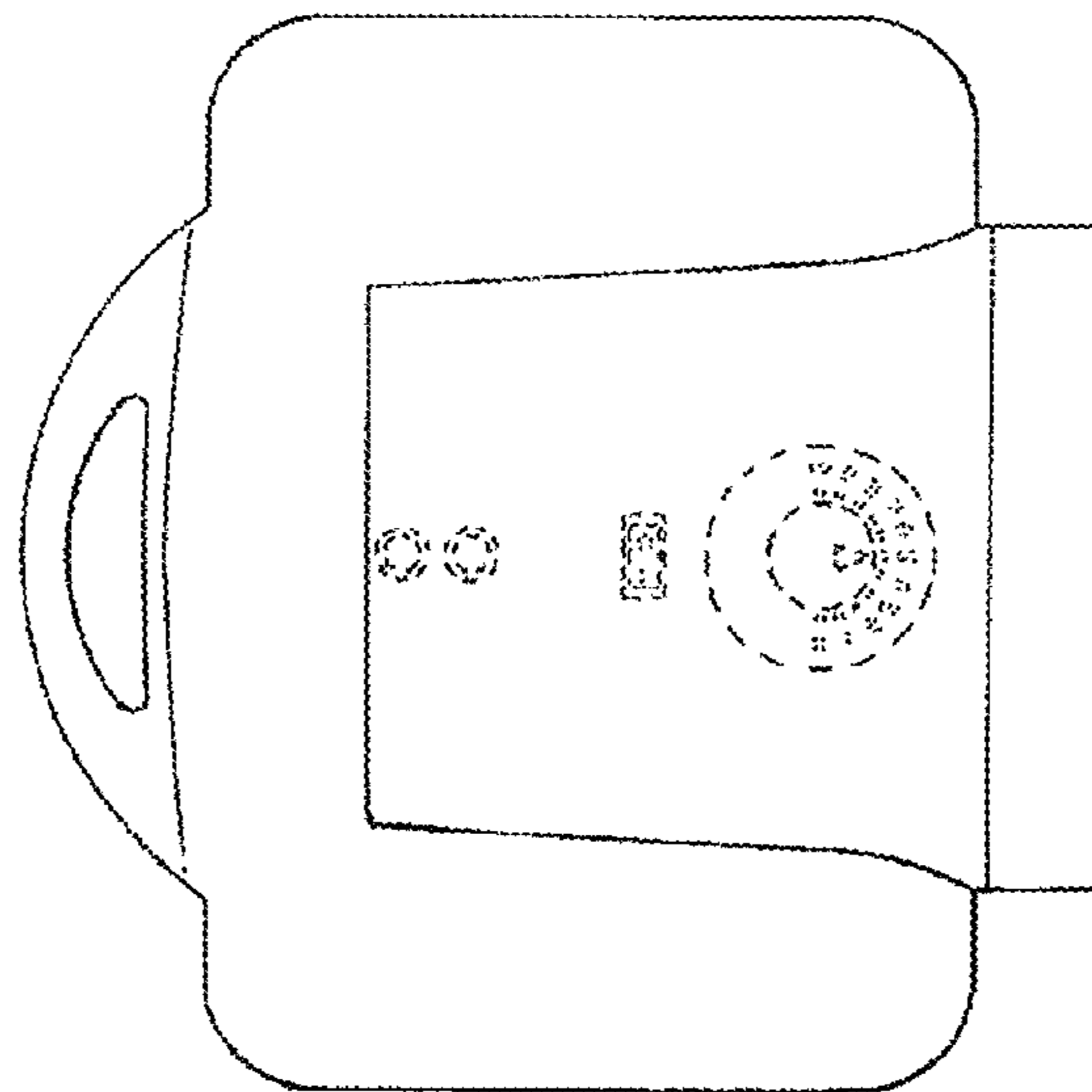


FIG. 7

