



US00D750411S

(12) **United States Design Patent**  
**Mansour**

(10) **Patent No.:** **US D750,411 S**  
(45) **Date of Patent:** **\*\* Mar. 1, 2016**

(54) **MINI BAR**

(71) Applicant: **M.H.D.R Electronics LTD.**, Haifa (IL)

(72) Inventor: **Wasfe Mansour**, Haifa (IL)

(73) Assignee: **M.H.D.R. Electronics LTD.**, Haifa (IL)

(\*\*) Term: **14 Years**

(21) Appl. No.: **29/498,766**

(22) Filed: **Aug. 7, 2014**

(51) **LOC (10) Cl.** ..... **07-01**

(52) **U.S. Cl.**  
USPC ..... **D7/307; D7/308; D7/311**

(58) **Field of Classification Search**  
USPC ..... **D7/300, 311, 306-309; D6/446;**  
**222/129.1-129.4, 144.5; D20/1**  
CPC ..... **A23G 9/00; B65B 3/16; B67D 7/74**  
See application file for complete search history.

(56) **References Cited**

**U.S. PATENT DOCUMENTS**

D269,516 S *	6/1983	Kiser	.....	D7/308
D486,687 S *	2/2004	Strandell	.....	D7/307
D526,524 S *	8/2006	Jordana	.....	D7/309
D536,917 S *	2/2007	McWilliam	.....	D7/309
D540,608 S *	4/2007	Cahen	.....	D7/306
D556,496 S *	12/2007	Fung	.....	D7/307
D563,143 S *	3/2008	Tonelli	.....	D7/306
D601,848 S *	10/2009	Borin	.....	D7/307

D608,131 S *	1/2010	Meldrum	.....	D7/307
D608,132 S *	1/2010	Bertolina	.....	D7/309
D618,031 S *	6/2010	Mansour	.....	D7/307
D619,409 S *	7/2010	Pino	.....	D7/306
D625,542 S *	10/2010	Picozza	.....	D7/309
D627,187 S *	11/2010	Voron	.....	D7/307
D646,518 S *	10/2011	De' Longhi	.....	D7/309
D675,471 S *	2/2013	Averty	.....	D7/309
D675,859 S *	2/2013	De Pra	.....	D7/309

\* cited by examiner

*Primary Examiner* — Marianne Pandozzi

(74) *Attorney, Agent, or Firm* — Harness, Dickey & Pierce, P.L.C.


(57) **CLAIM**

The ornamental design for a mini bar, as shown and described.

**DESCRIPTION**

FIG. 1 is a perspective view of a mini bar showing my new design;  
FIG. 2 is a front view of the mini bar shown in FIG. 1;  
FIG. 3 is a rear view of the mini bar shown in FIG. 1;  
FIG. 4 is a left-side view of the mini bar shown in FIG. 1;  
FIG. 5 is a right-side view of the mini bar shown in FIG. 1;  
FIG. 6 is a top view of the mini bar shown in FIG. 1; and,  
FIG. 7 is a bottom view of the mini bar shown in FIG. 1.  
The broken lines in the drawings are included for the purpose of illustration and form no part of the claimed design.

**1 Claim, 7 Drawing Sheets**






Fig-1

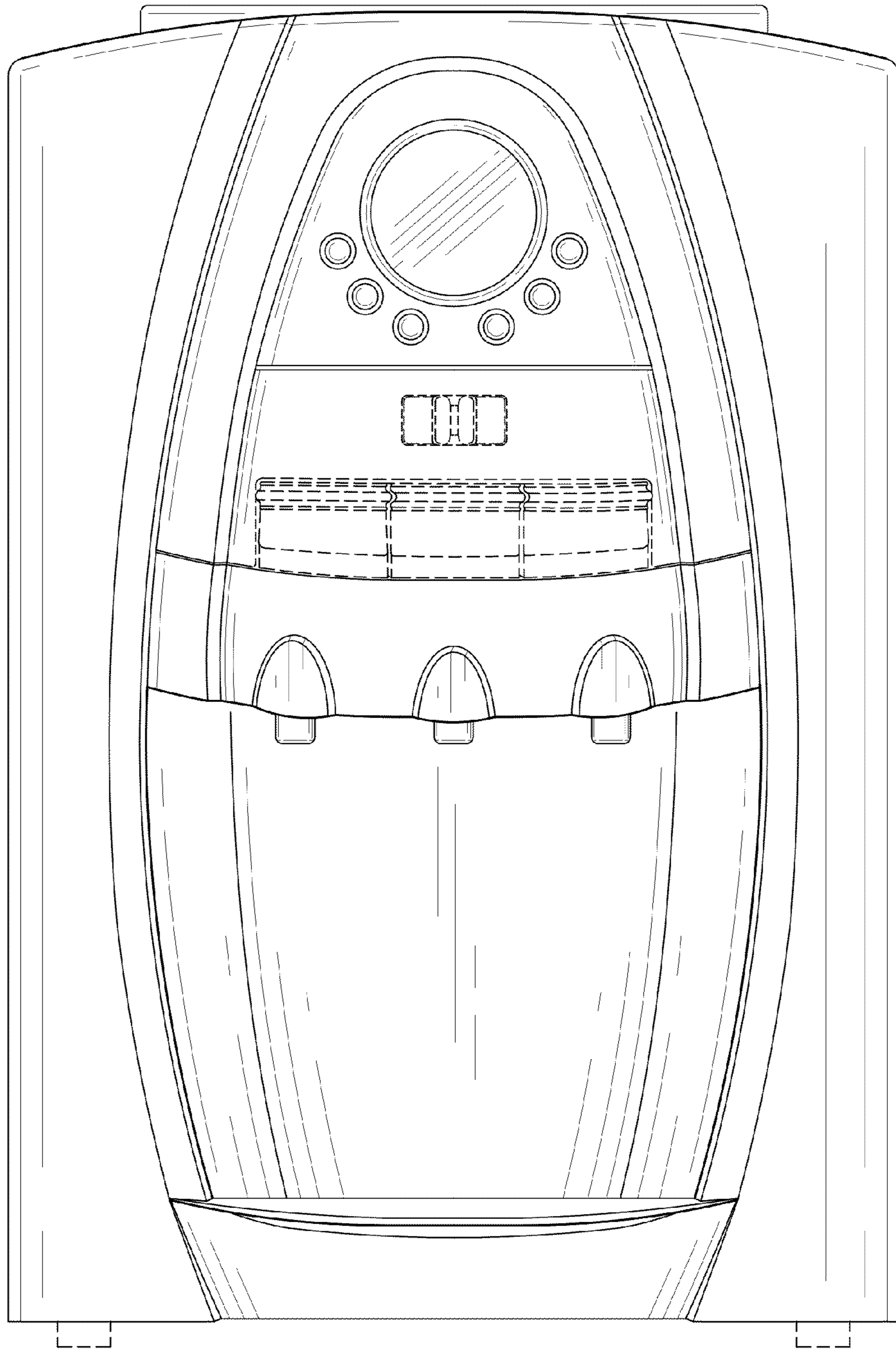


Fig-2




Fig-3

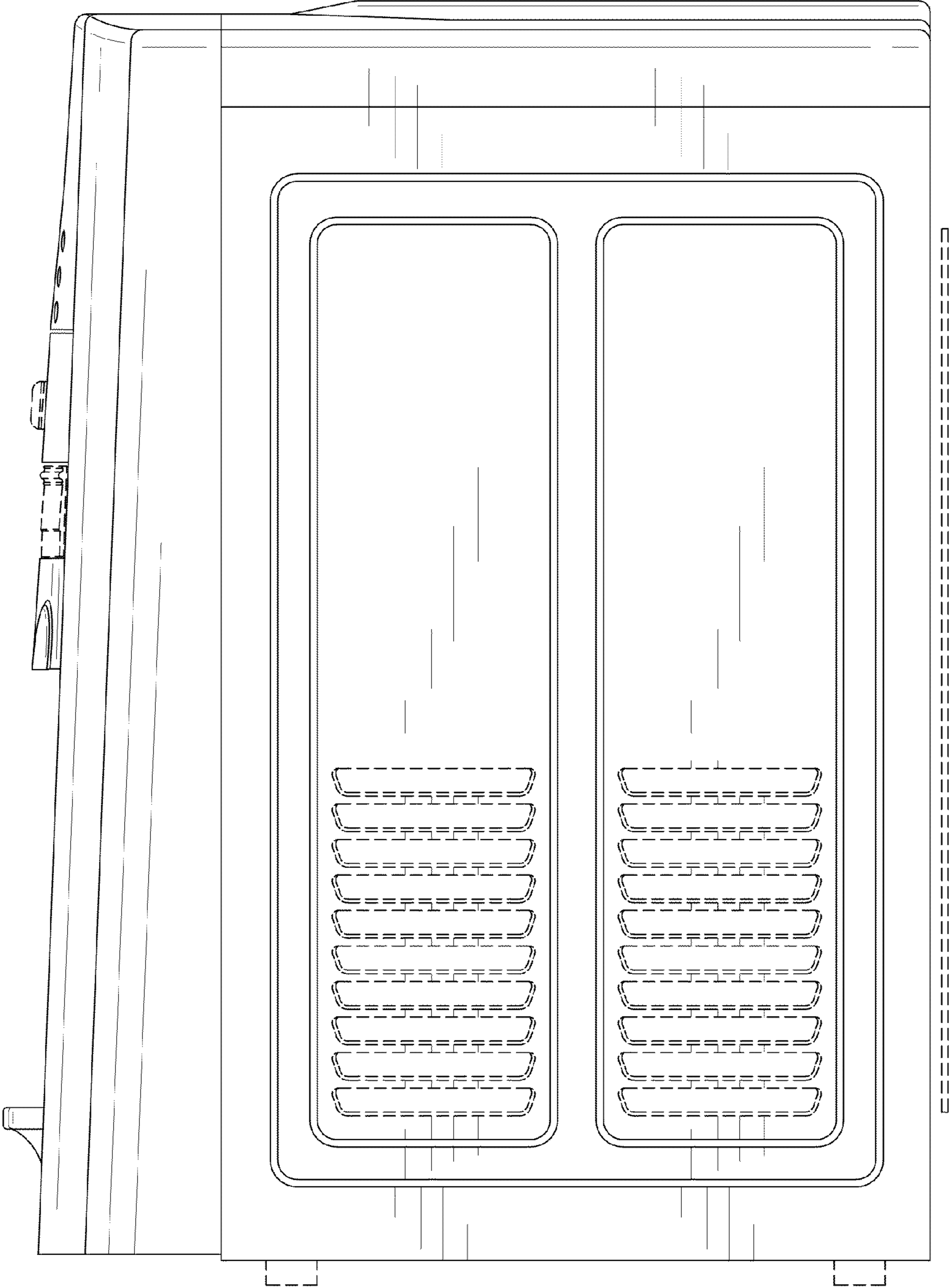


Fig-4

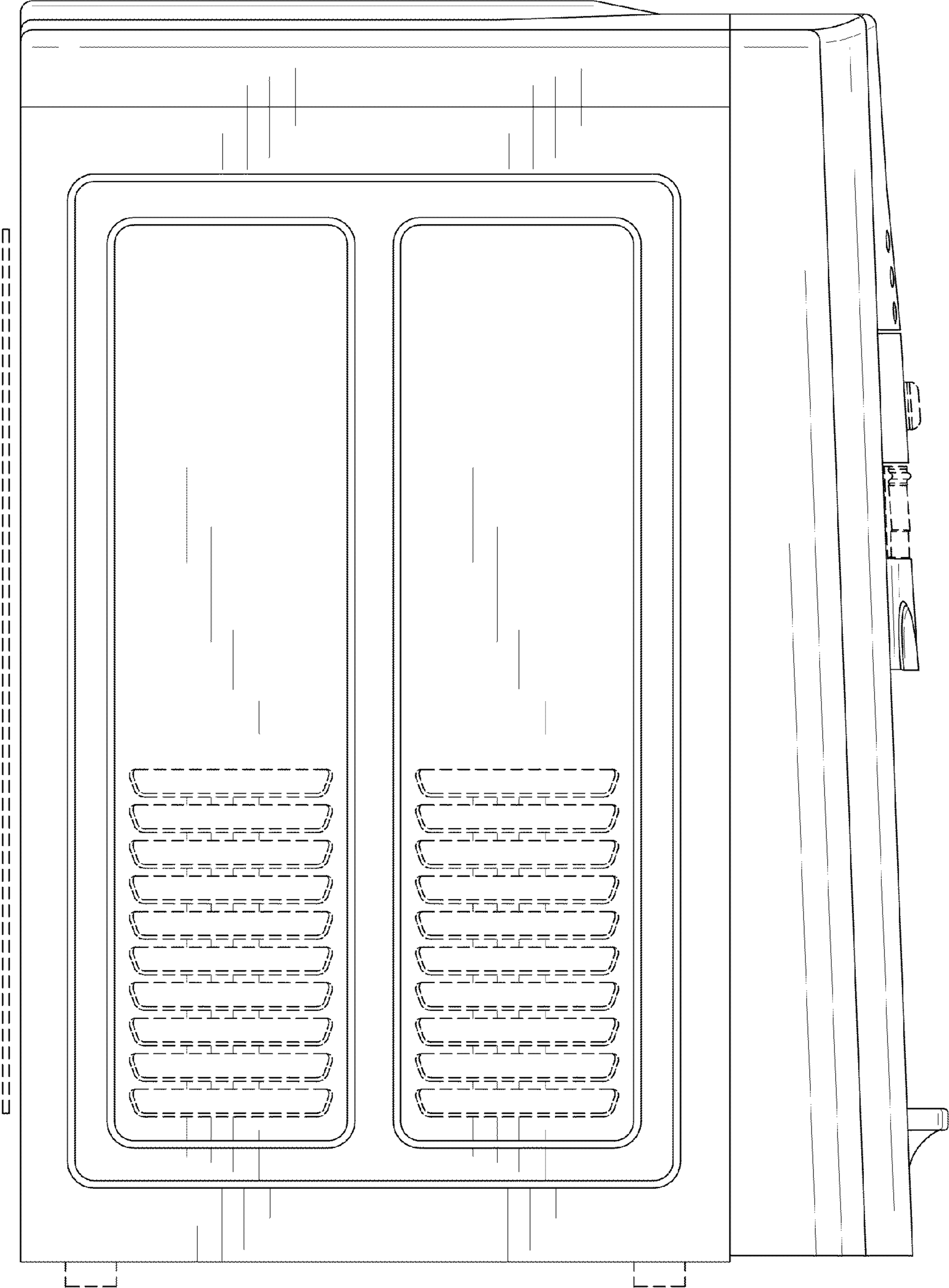


Fig-5

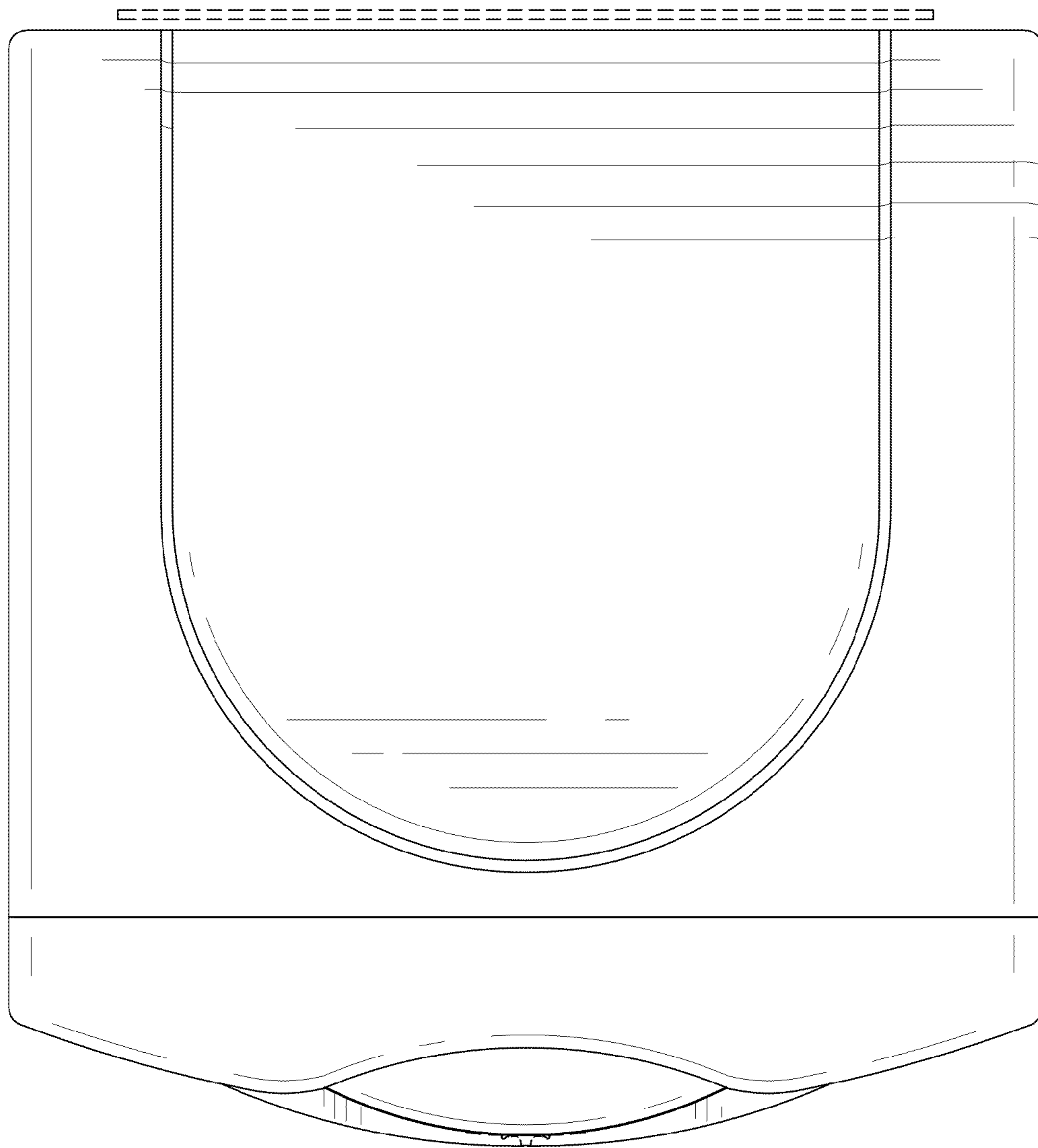


Fig-6

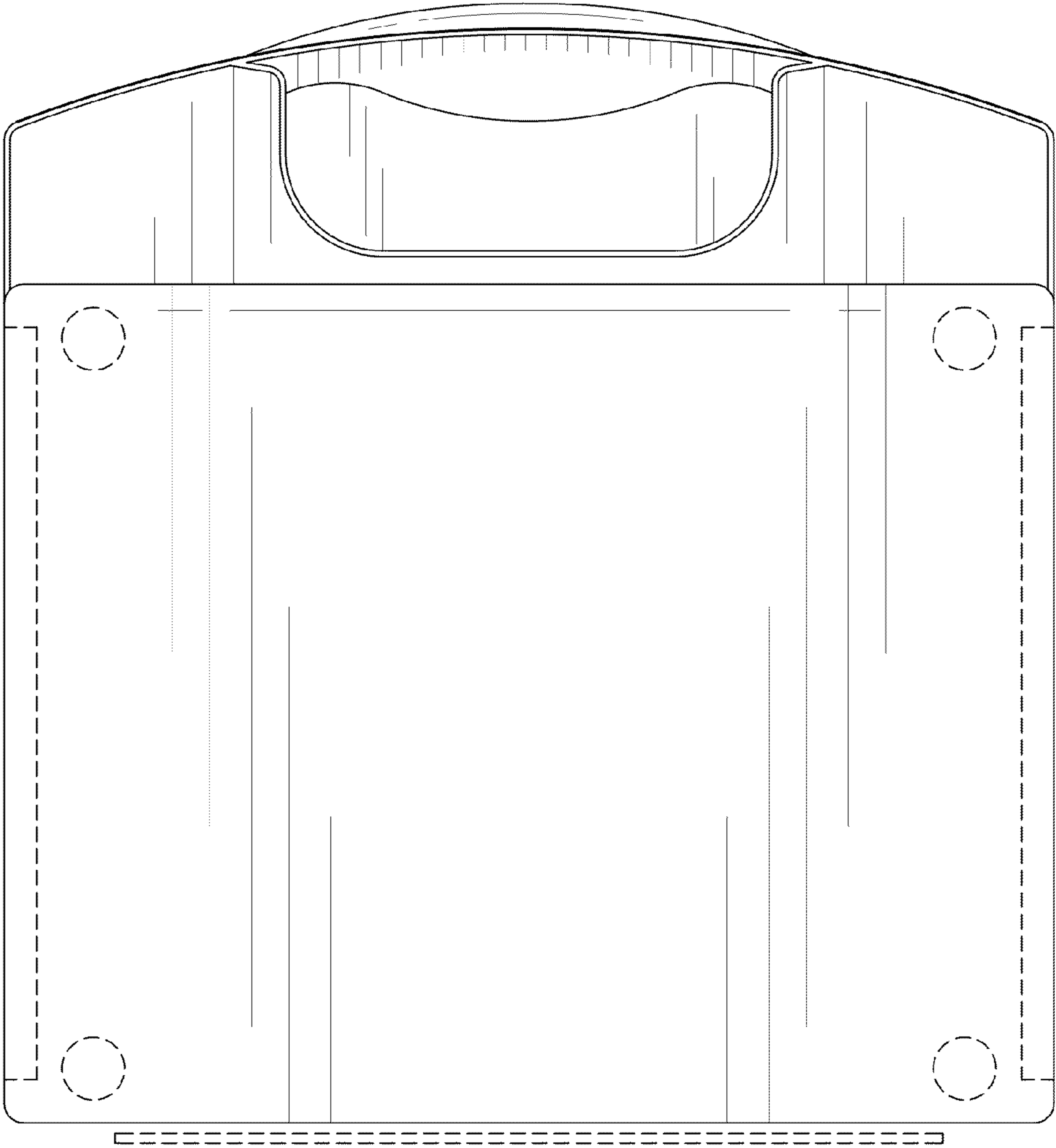


Fig-7