



US00D750410S

(12) **United States Design Patent**
Mansour

(10) **Patent No.:** **US D750,410 S**
(45) **Date of Patent:** **** Mar. 1, 2016**

(54) **MINI BAR**

(71) Applicant: **M.H.D.R Electronics LTD.**, Haifa (IL)

(72) Inventor: **Wasfe Mansour**, Haifa (IL)

(73) Assignee: **M.H.D.R Electronics LTD.**, Haifa (IL)

(**) Term: **14 Years**

(21) Appl. No.: **29/498,764**

(22) Filed: **Aug. 7, 2014**

(30) **Foreign Application Priority Data**

May 26, 2014 (IL) 55644

(51) **LOC (10) Cl.** **07-01**

(52) **U.S. Cl.**
USPC **D7/307; D7/308; D7/311**

(58) **Field of Classification Search**
USPC D7/300, 311, 306-309; D6/446;
222/129.1-129.4, 144.5; D20/1
CPC A23G 9/00; B65B 3/16; B67D 7/74
See application file for complete search history.

(56) **References Cited**

U.S. PATENT DOCUMENTS

D269,516 S * 6/1983 Kiser D7/308
D486,687 S * 2/2004 Strandell D7/307
D526,524 S * 8/2006 Jordana D7/309
D536,917 S * 2/2007 McWilliam D7/309
D540,608 S * 4/2007 Cahen D7/306

D556,496 S * 12/2007 Fung D7/307
D563,143 S * 3/2008 Tonelli D7/306
D601,848 S * 10/2009 Borin D7/307
D608,131 S * 1/2010 Meldrum D7/307
D608,132 S * 1/2010 Bertolina D7/309
D618,031 S * 6/2010 Mansour D7/307
D619,409 S * 7/2010 Pino D7/306
D625,542 S * 10/2010 Picozza D7/309
D627,187 S * 11/2010 Voron D7/307
D646,518 S * 10/2011 De' Longhi D7/309
D675,471 S * 2/2013 Averty D7/309
D675,859 S * 2/2013 De Pra D7/309

* cited by examiner

Primary Examiner — Marianne Pandozzi

(74) *Attorney, Agent, or Firm* — Harness, Dickey & Pierce, P.L.C.

(57) **CLAIM**

The ornamental design for a mini bar, as shown and described.

DESCRIPTION

FIG. 1 is a perspective view of a mini bar showing my new design;

FIG. 2 is a front view of the mini bar shown in FIG. 1;

FIG. 3 is a rear view of the mini bar shown in FIG. 1;

FIG. 4 is a left-side view of the mini bar shown in FIG. 1;


FIG. 5 is a right-side view of the mini bar shown in FIG. 1;

FIG. 6 is a top view of the mini bar shown in FIG. 1; and,

FIG. 7 is a bottom view of the mini bar shown in FIG. 1.

The broken lines in the drawings are included for the purpose of illustration and form no part of the claimed design.

1 Claim, 7 Drawing Sheets






Fig-1




Fig-2




Fig-3

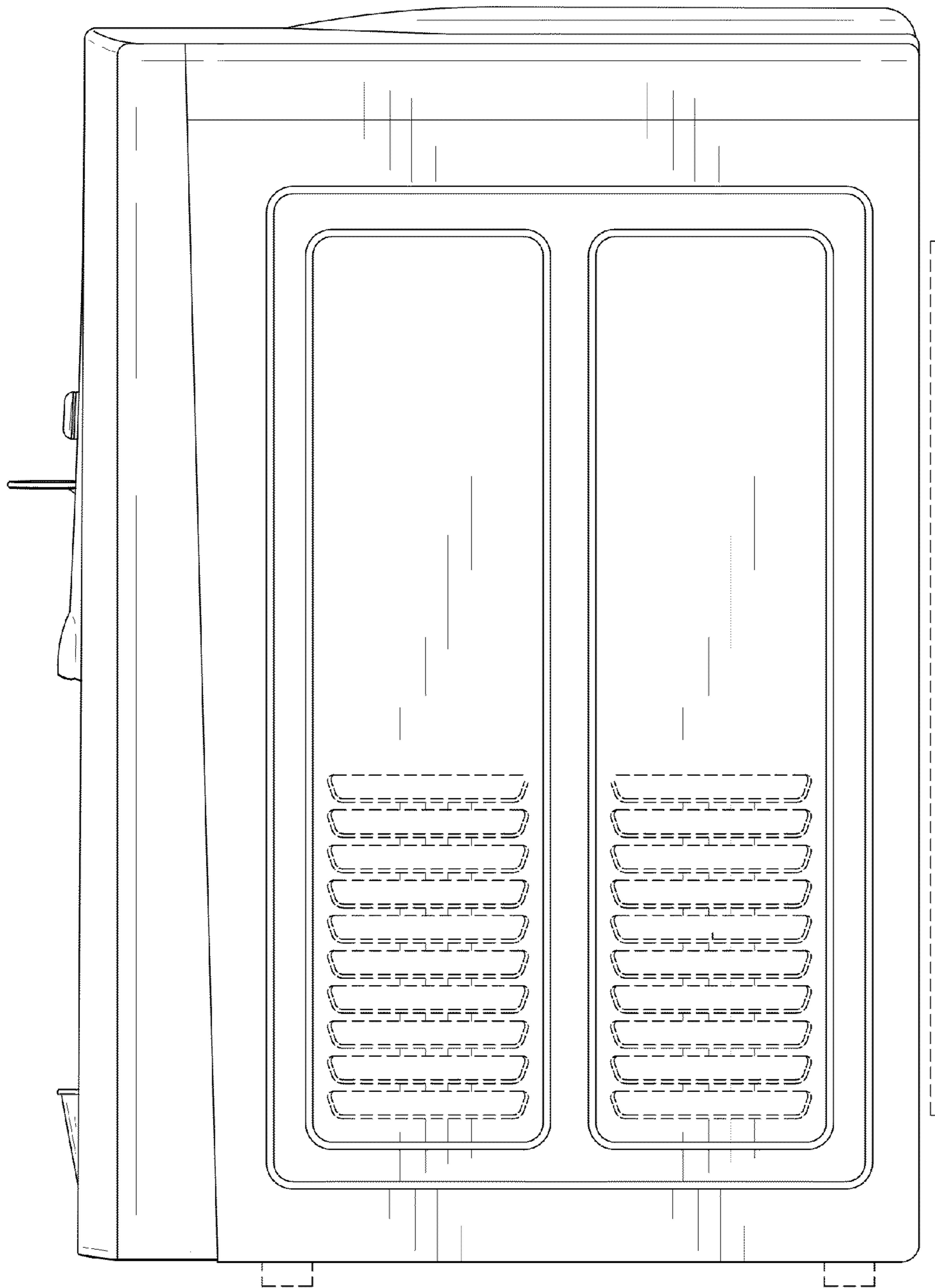


Fig-4

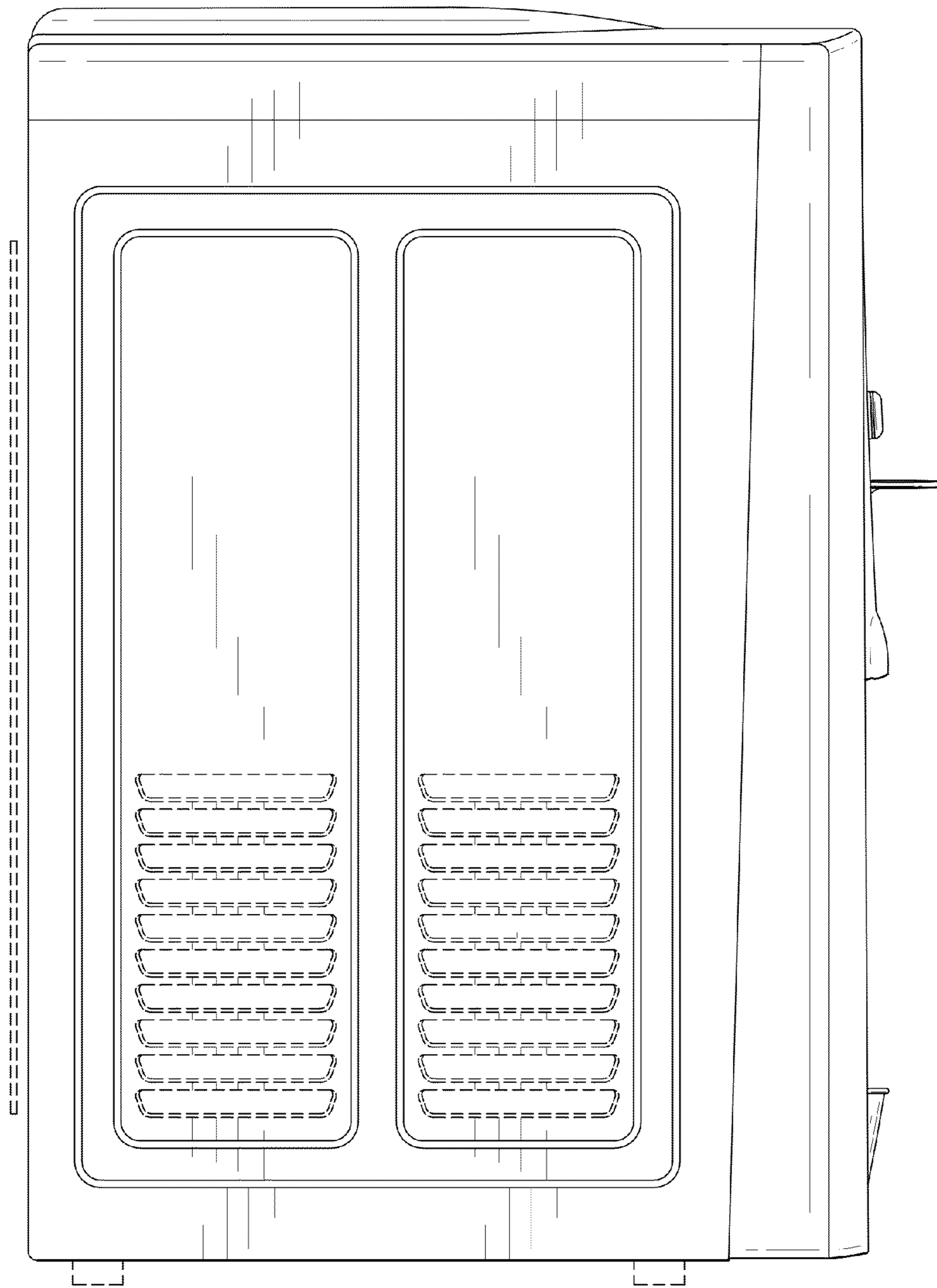


Fig-5

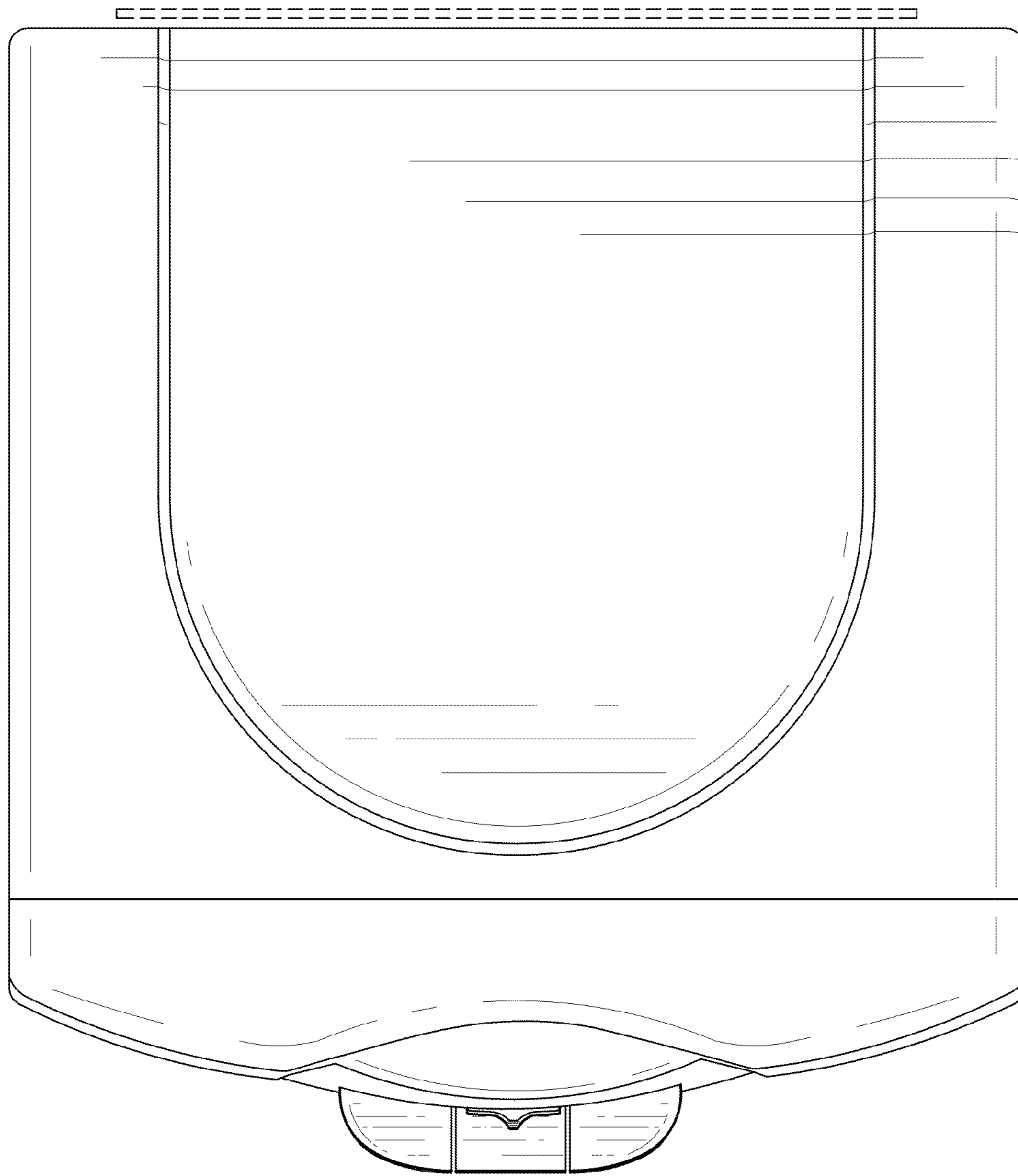


Fig-6

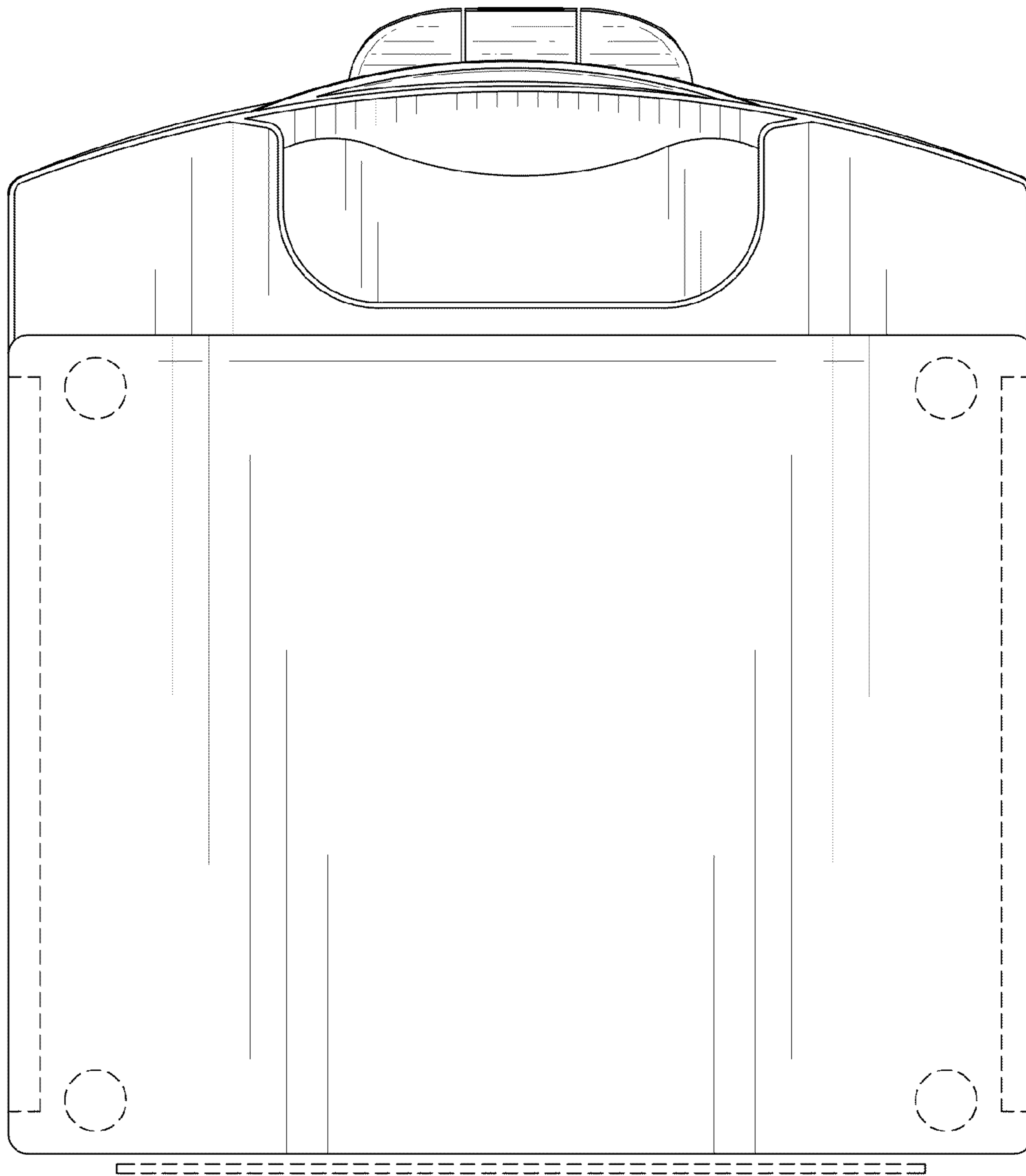


Fig-7