



US00D750404S

(12) **United States Design Patent**
Cisek et al.

(10) **Patent No.:** **US D750,404 S**
(45) **Date of Patent:** **** Mar. 1, 2016**

- (54) **BAG WITH METALLIC CREPE**
- (71) Applicant: **The Glad Products Company**, Oakland, CA (US)
- (72) Inventors: **Kenneth E. Cisek**, Willowbrook, IL (US); **Shaun T. Broering**, Fort Thomas, KY (US); **Michael G. Borchardt**, Willowbrook, IL (US)
- (73) Assignee: **The Glad Products Company**, Oakland, CA (US)
- (**) Term: **14 Years**
- (21) Appl. No.: **29/504,247**
- (22) Filed: **Oct. 3, 2014**

Related U.S. Application Data

- (60) Continuation of application No. 13/189,772, filed on Jul. 25, 2011, now Pat. No. 8,865,289, and a continuation of application No. 13/552,352, filed on Jul. 18, 2012, and a continuation of application No. (Continued)

- (51) **LOC (10) Cl.** **09-05**
- (52) **U.S. Cl.**
USPC **D6/706**
- (58) **Field of Classification Search**
USPC D9/702-714, 720-722, 424, 430-433, D9/414, 418, 444; 383/26, 119, 127, 33, 383/71-75, 103; 229/87.06, 87.08, 87.01, 229/92.1; 222/92, 107, 215; 220/495.03, 220/495.01; D3/303, 201; 428/35.2, 79, 428/199, 542.6; 434/162; 402/79; D5/57-61, 99; 281/2, 3.1, 5, 38, 51; 283/117, 62, 74, 93, 103, 115; D19/1-10, 100
CPC B65D 33/02; B65D 27/00; A47G 7/085; B65F 1/00; B65F 1/0006; B65F 1/0033
See application file for complete search history.

- (56) **References Cited**
U.S. PATENT DOCUMENTS
D29,595 S * 11/1898 Arkell D9/703
D67,196 S * 5/1925 Frisch D9/713
D103,446 S * 3/1937 Amend D9/705
D134,061 S * 10/1942 Ryuzo D9/707
3,123,279 A * 3/1964 Day 383/102
D301,405 S * 6/1989 Kawaguchi D5/58
5,651,455 A * 7/1997 Garcia 206/287.1
D459,093 S * 6/2002 Forin D5/57
D593,423 S * 6/2009 Schreiter et al. D9/709
(Continued)


Primary Examiner — Caron D Veynar
Assistant Examiner — Abraham Bahta
(74) *Attorney, Agent, or Firm* — Thomas C. Feix

(57) **CLAIM**
The ornamental design for a bag with metallic crepe, as shown and described.

DESCRIPTION

FIG. 1 is a front perspective view of the bag with metallic crepe wherein an interior bag is nested into an exterior bag showing our new design;
FIG. 2 is a front elevational view thereof, the back view being a mirror image thereof;
FIG. 3 is an exploded view thereof wherein the nested interior bag and exterior bag of FIG. 1 are shown separately for clarity of disclosure;
FIG. 4 is an enlarged view of a portion shown in FIG. 1 indicated by broken-line square 4;
FIG. 5 is a cross-sectional view of the portion shown in FIG. 4; and,
FIG. 6 illustrates the portion shown in FIG. 4 in a stretched configuration.
The broken lines showing a portion of the bag with metallic crepe is included for the purpose of illustrating environmental structure and form no part of the claimed design.

1 Claim, 5 Drawing Sheets



Related U.S. Application Data

14/195,565, filed on Mar. 3, 2014, which is a division of application No. 13/433,133, filed on Mar. 28, 2012, now Pat. No. 8,734,016, application No. 29/504,247, which is a continuation of application No. 13/838,394, filed on Mar. 15, 2013, which is a continuation-in-part of application No. 13/454,412, filed on Apr. 24, 2012, said application No. 13/838,394 is a continuation-in-part of application No. 13/454,474, filed on Apr. 24, 2012, said application No. 13/838,394 is a continuation-in-part of application No. 13/552,352, and a continuation-in-part of application No. 13/660,844, filed on Oct. 25, 2012, now Pat. No. 8,865,294, and a continuation-in-part of application No. 12/947,025, filed on Nov. 16, 2010, now Pat. No. 8,603,609, application No. 29/504,247, which is a continuation of application No. 13/838,577, filed on Mar. 15, 2013, which is a continuation-in-part of application No. 13/454,412, said application No. 13/838,577 is a continuation-in-part of application No. 13/454,474, said application No. 13/838,577 is a continuation-in-part of application No. 13/552,352, and a continuation-in-part of application No. 13/660,844, and a continuation-in-part of

application No. 12/947,025, application No. 29/504,247, which is a continuation of application No. 13/838,770, filed on Mar. 15, 2013, which is a continuation-in-part of application No. 13/454,412, said application No. 13/838,770 is a continuation-in-part of application No. 13/454,474, said application No. 13/838,770 is a continuation-in-part of application No. 13/552,352, and a continuation-in-part of application No. 13/660,844, and a continuation-in-part of application No. 12/947,025.

- (60) Provisional application No. 61/478,639, filed on Apr. 25, 2011, provisional application No. 61/478,643, filed on Apr. 25, 2011.

(56)

References Cited

U.S. PATENT DOCUMENTS

D693,240 S * 11/2013 Wilcoxon et al. D9/703
D707,974 S * 7/2014 Blackford D5/61

* cited by examiner

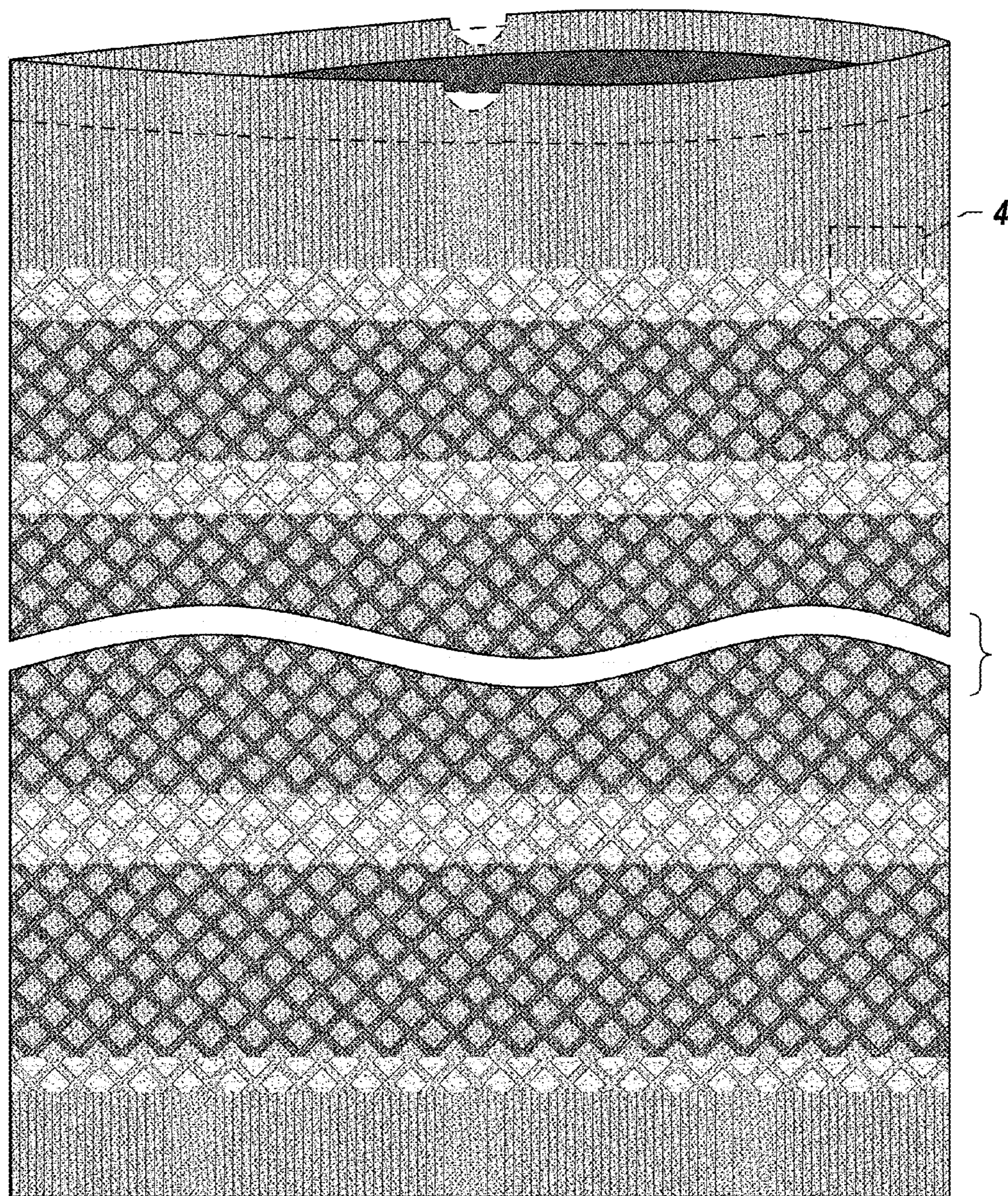


FIG. 1




FIG. 2

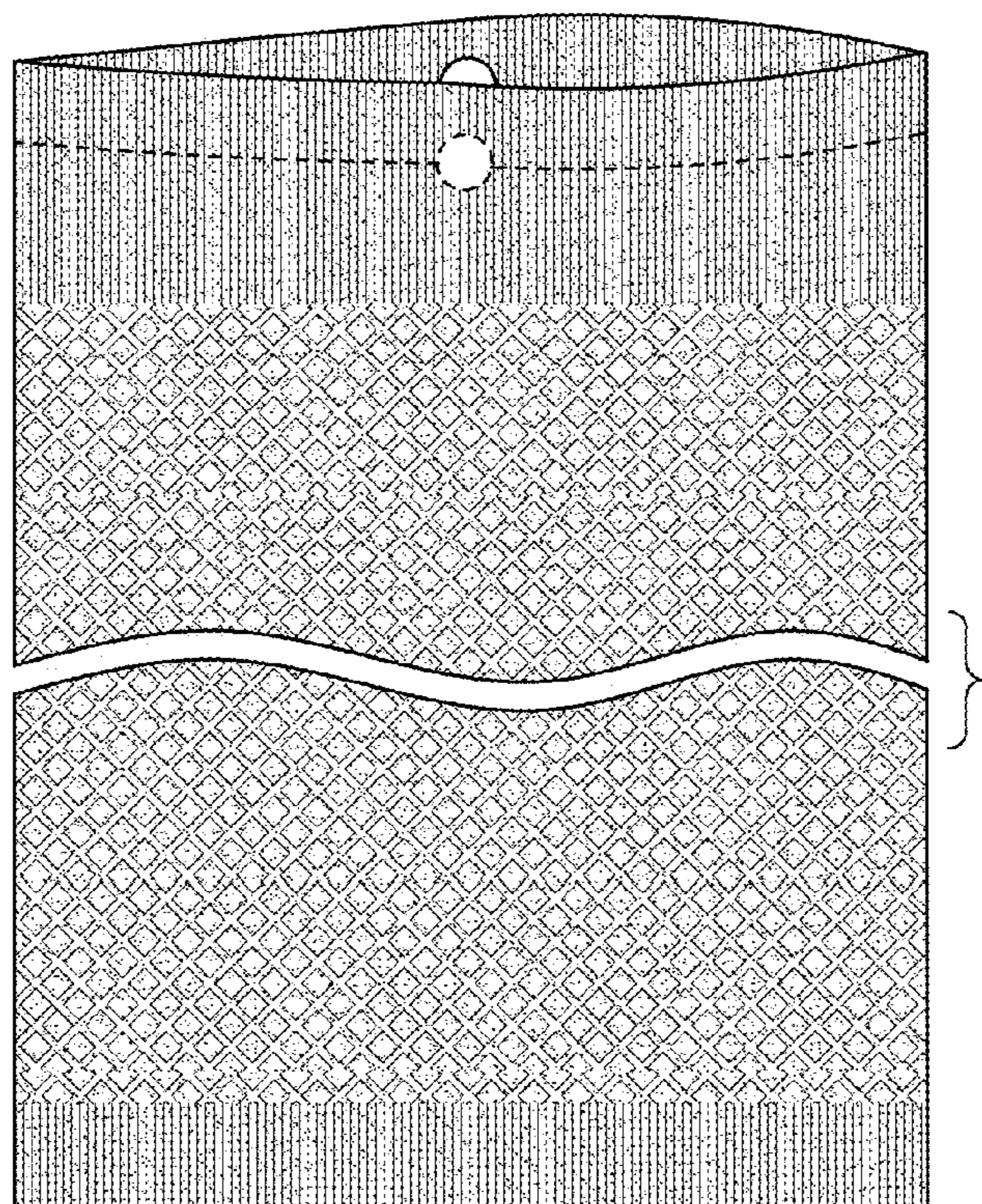



FIG. 3




FIG. 4




FIG. 5




FIG. 6