



US00D750393S

(12) **United States Design Patent**
Bougay

(10) **Patent No.:** **US D750,393 S**
(45) **Date of Patent:** **** Mar. 1, 2016**

(54) **SEAT**

(71) Applicant: **JARDIN NETHERLANDS B.V.**, Rijen (NL)

(72) Inventor: **Ayala Bougay**, Kefar Veradim (IL)

(73) Assignee: **JARDIN NETHERLANDS B.V.**, Rijen (NL)

(**) Term: **14 Years**

(21) Appl. No.: **29/517,547**

(22) Filed: **Feb. 13, 2015**

(30) **Foreign Application Priority Data**

Aug. 17, 2014 (IL) 55924

(51) **LOC (10) Cl.** **06-01**

(52) **U.S. Cl.**
USPC **D6/369**

(58) **Field of Classification Search**
USPC D6/334-336, 369, 370, 371-373, 374,
D6/379, 380, 716, 716.1, 716.2, 716.3,
D6/716.4
CPC A47C 5/06; A47C 7/54; A47C 5/02;
A47C 7/282; A47C 7/285

See application file for complete search history.

(56) **References Cited**

U.S. PATENT DOCUMENTS

D499,896 S *	12/2004	Gruber	D6/369
D547,079 S *	7/2007	Wang	D6/369
D687,233 S *	8/2013	Pedersen	D6/369
D706,051 S *	6/2014	Staps	D6/369
D706,052 S *	6/2014	Arnon	D6/369
D717,556 S *	11/2014	Bougay	D6/369

* cited by examiner

Primary Examiner — Mimoso De

(74) *Attorney, Agent, or Firm* — Vorys, Sater, Seymour and Pease LLP

(57) **CLAIM**

The ornamental design for a seat, as shown and described.

DESCRIPTION

FIG. 1 is a top perspective view for a seat;
FIG. 2 is a bottom perspective view of the seat as seen in FIG. 1;
FIG. 3 is a front view of the seat as seen in FIG. 1;
FIG. 4 is a rear view of the seat as seen in FIG. 1;
FIG. 5 is a left side view of the seat as seen in FIG. 1, the other side being a mirror image;
FIG. 6 is a top plan view of the seat as seen in FIG. 1; and,
FIG. 7 is a bottom plan view of the seat as seen in FIG. 1.

1 Claim, 7 Drawing Sheets






FIG. 1




FIG.2




FIG.3




FIG.4




FIG. 5




FIG.6




FIG.7