



US00D750389S

(12) **United States Design Patent**
Rowbottom

(10) **Patent No.:** **US D750,389 S**
(45) **Date of Patent:** **** Mar. 1, 2016**

(54) **HIGH VISIBILITY SHEET MATERIAL**

(71) Applicant: **NKR (Cheshire) Limited**, Crewe,
Cheshire (GB)

(72) Inventor: **Nicholas James Rowbottom**, Crewe
(GB)

(73) Assignee: **NKR (CHESHIRE) LIMITED**, Crewe,
Cheshire (GB)

(**) Term: **14 Years**

(21) Appl. No.: **29/515,948**

(22) Filed: **Jan. 28, 2015**

(30) **Foreign Application Priority Data**

Jan. 27, 2015 (EM) 002620633-0001

(51) **LOC (10) Cl.** **05-02**

(52) **U.S. Cl.**
USPC **D5/60**

(58) **Field of Classification Search**
USPC D5/1-5, 7, 8, 11, 12, 13, 14, 17, 19, 20,
D5/23, 25, 26, 28, 32, 35, 37, 39, 43, 45,
D5/46, 47, 50-53, 55-65, 99; D6/304,
D6/578, 583-585, 587, 589, 596, 598, 602,
D6/603, 608, 609, 613, 614, 616, 617, 621,
D6/622; D19/1, 5; D25/138, 142, 149,
D25/151, 152; D2/502, 508
CPC B31F 1/07; B32B 3/266; B32B 5/024;
B44F 1/00; B44F 1/02; B44F 1/08; B44F
1/10; B44F 3/00; B44F 5/00; B44F 7/00;
B44F 9/00; B44F 9/04; D03D 1/00; D03D
25/00; D04H 1/00; D10B 2503/00; D10B
2503/04; D21H 27/02

See application file for complete search history.

(56) **References Cited**

U.S. PATENT DOCUMENTS

D397,555 S *	9/1998	Nestegard	D5/60
6,807,684 B2 *	10/2004	Lewis	A41D 13/01 2/243.1
D551,408 S *	9/2007	Pung	D32/40
D551,409 S *	9/2007	Pung	D32/40
D649,311 S *	11/2011	Colangelo	D32/40
D651,809 S *	1/2012	Steeman	D5/58
D731,798 S *	6/2015	Korkala	D5/60
2005/0147831 A1 *	7/2005	Hsieh	G02B 5/0242 428/428
2007/0229956 A1 *	10/2007	Sakamoto	G02B 5/0808 359/580

* cited by examiner

Primary Examiner — Eric Goodman

Assistant Examiner — Amy Wierenga

(74) *Attorney, Agent, or Firm* — Egbert Law Offices, PLLC

(57) **CLAIM**

The ornamental design for a high visibility sheet material, as shown and described.

DESCRIPTION

FIG. 1 is a front view of a high visibility sheet material showing my new design.

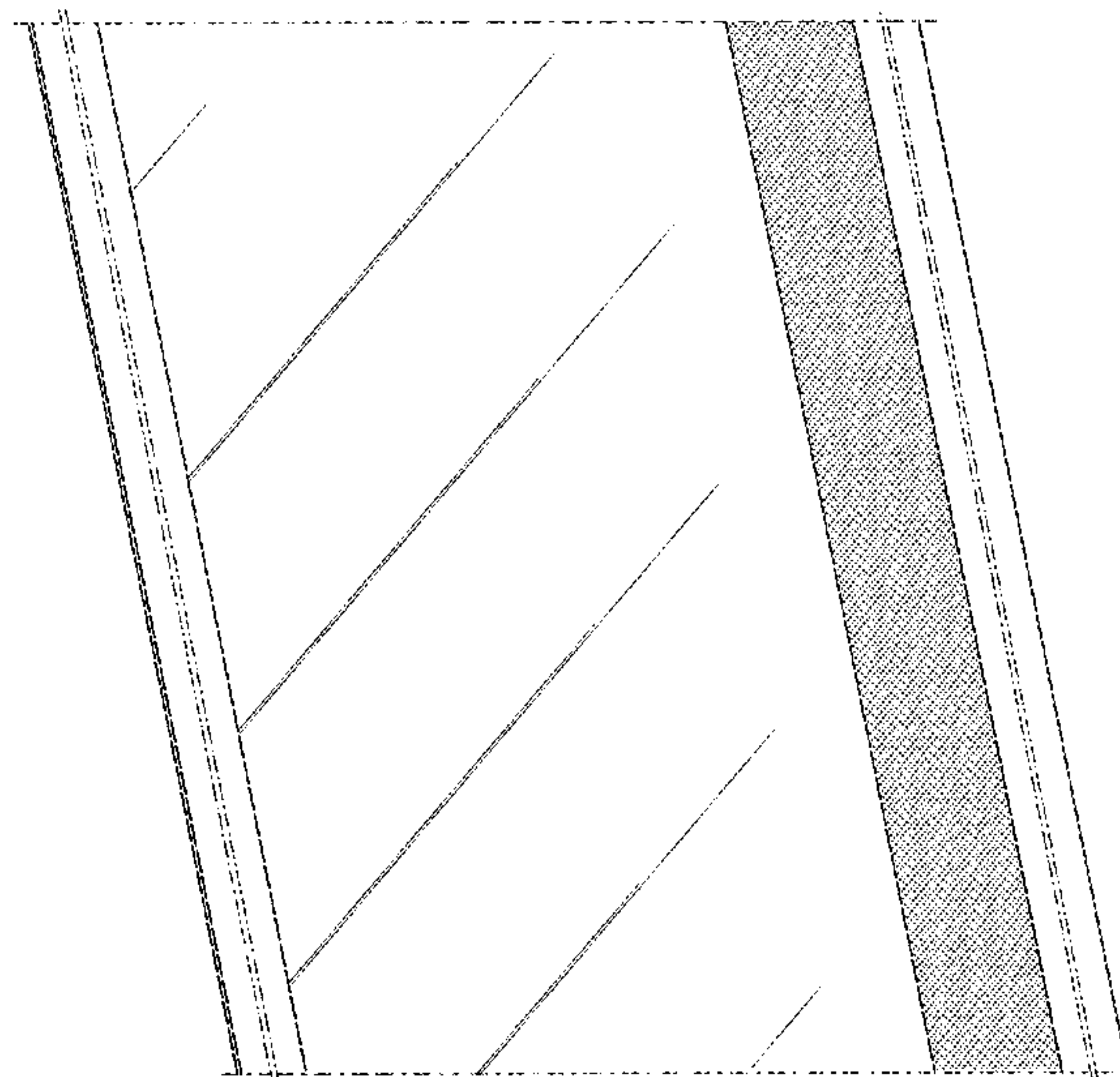
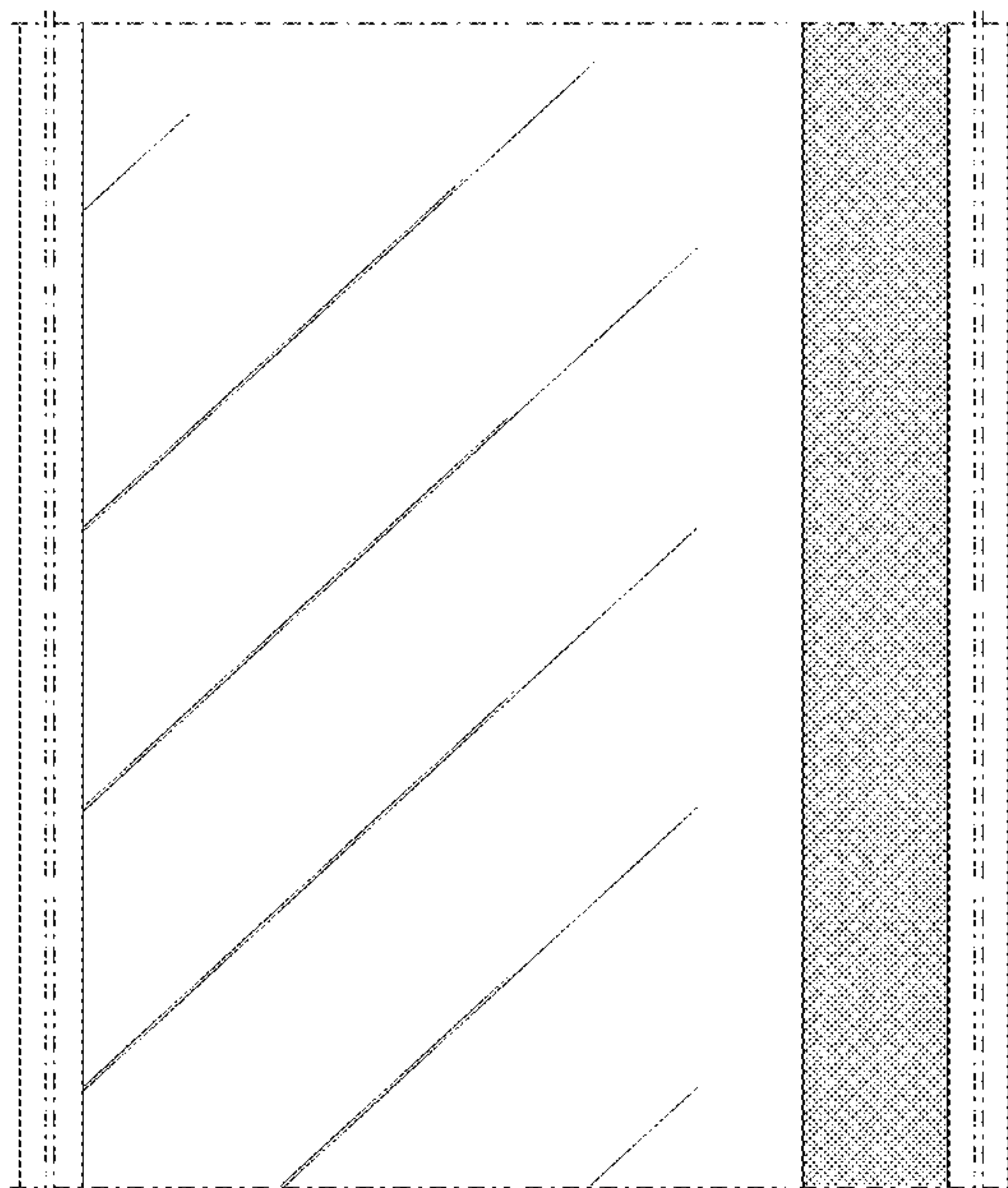
FIG. 2 is a side elevation view thereof, an opposite side view being identical;

FIG. 3 is a perspective view thereof; and,

FIG. 4 is a rear view thereof.

The broken lines in the drawings depict boundaries of the claim and define symbolic breaks in the length and width and form no part thereof. Any portion of the article between the break lines forms no part of the claimed design.

1 Claim, 4 Drawing Sheets



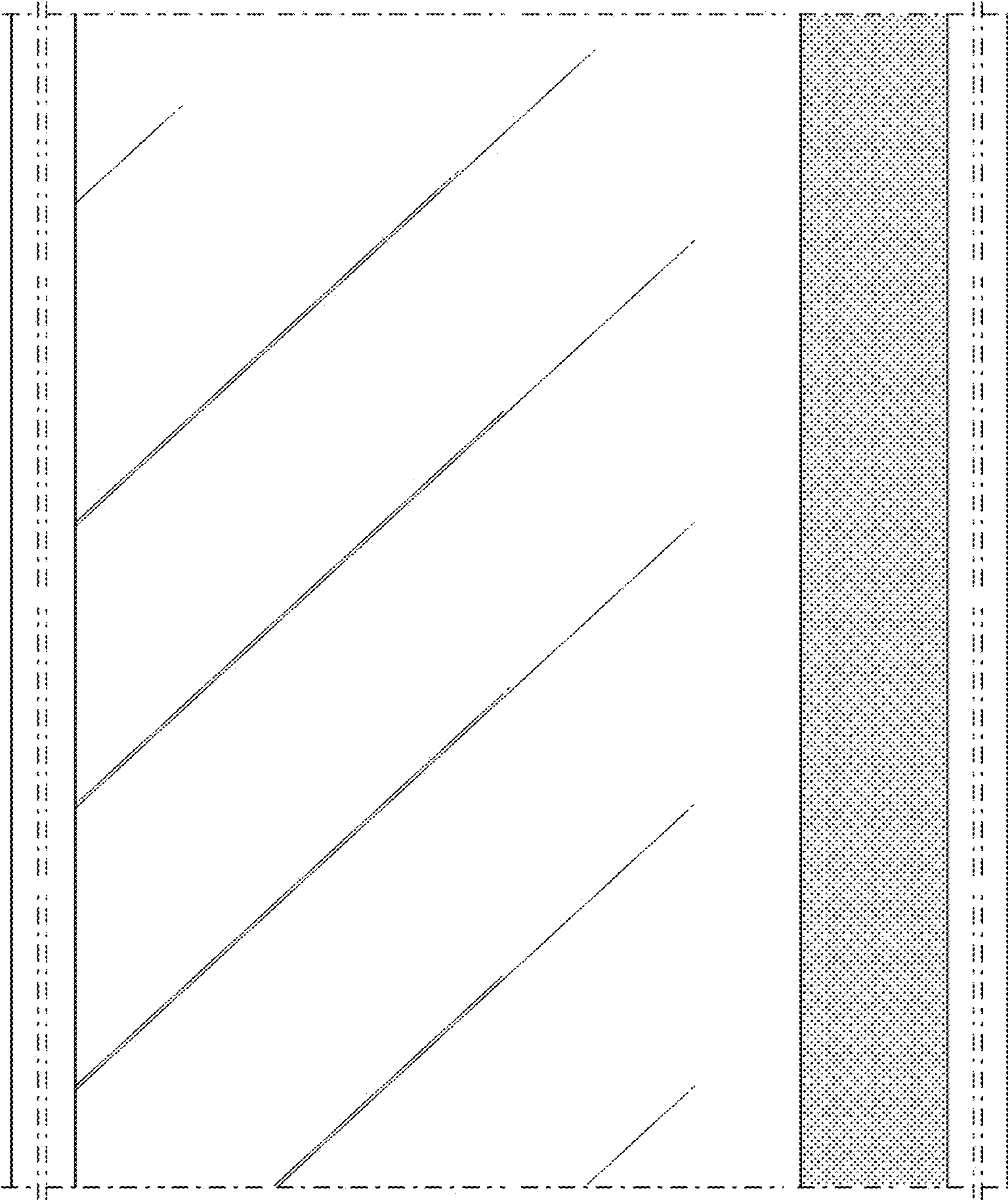


Fig. 1




Fig. 2

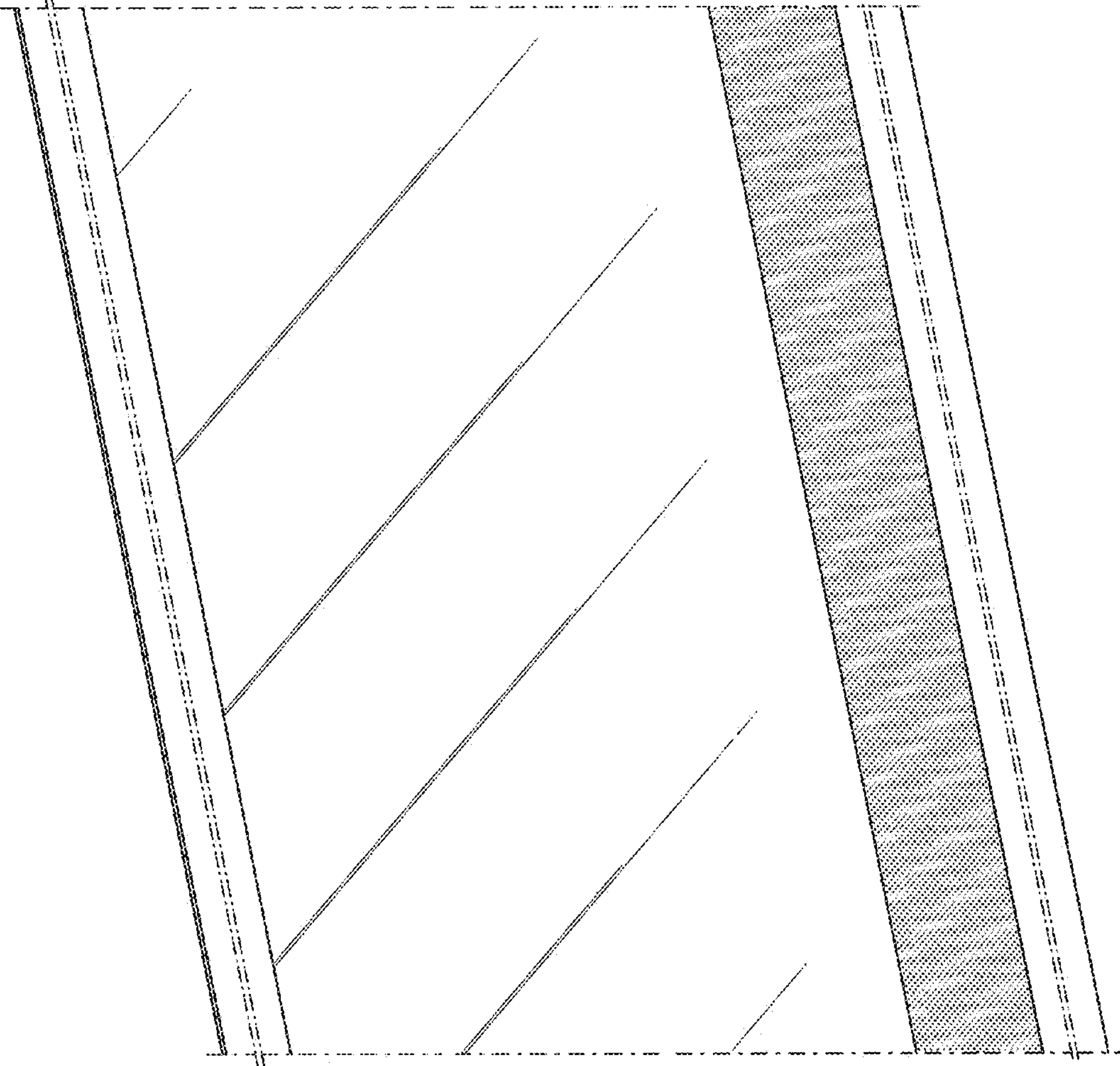


Fig. 3




Fig. 4