



US00D750381S

(12) **United States Design Patent**
Parker

(10) **Patent No.:** **US D750,381 S**
(45) **Date of Patent:** **** Mar. 1, 2016**

(54) **VERTICAL PAINT ROLLER**

(71) Applicant: **Chris Marie Parker**, Rio Rancho, NM (US)

(72) Inventor: **Chris Marie Parker**, Rio Rancho, NM (US)

(**) Term: **14 Years**

(21) Appl. No.: **29/515,624**

(22) Filed: **Jan. 25, 2015**

(51) **LOC (10) Cl.** **04-01**

(52) **U.S. Cl.**
USPC **D4/122**

(58) **Field of Classification Search**
USPC D4/122, 138; 15/27, 104.001, 104.002, 15/230.11; 492/13, 16-19
CPC B05C 1/00; B05C 1/02; B05C 17/0205; B44D 2/00
See application file for complete search history.

7,213,294 B2 * 5/2007 Karroll B05C 17/022 15/144.1

D574,153 S * 8/2008 Dehart D4/122

D578,769 S * 10/2008 Patterson D4/122

8,225,448 B2 * 7/2012 Vasilakes A47L 25/005 15/104.002

D677,903 S * 3/2013 Boukair D4/122

D683,546 S * 6/2013 Woolfolk D4/122

8,572,796 B2 * 11/2013 Major A46B 5/0095 15/144.1

D695,018 S * 12/2013 Gallardo D4/122

8,719,992 B2 5/2014 Wang

8,819,885 B1 * 9/2014 Boukair B05C 17/0205 15/143.1

D728,945 S * 5/2015 Neal D4/122

2003/0009840 A1 1/2003 Karsten

2010/0024147 A1 2/2010 Watson

2013/0032087 A1 2/2013 Wang

* cited by examiner

Primary Examiner — Austin Murphy

(57) **CLAIM**

The ornamental design for a vertical paint roller, as shown and described.

DESCRIPTION

FIG. 1 is a front perspective view of a vertical paint roller showing my new design;

FIG. 2 is a front elevation view thereof;

FIG. 3 is rear elevation view thereof;

FIG. 4 is a lateral view (right side) thereof;

FIG. 5 is a lateral view (left side) thereof; and,

FIG. 6 is a bottom perspective view thereof.

1 Claim, 6 Drawing Sheets

(56) **References Cited**

U.S. PATENT DOCUMENTS

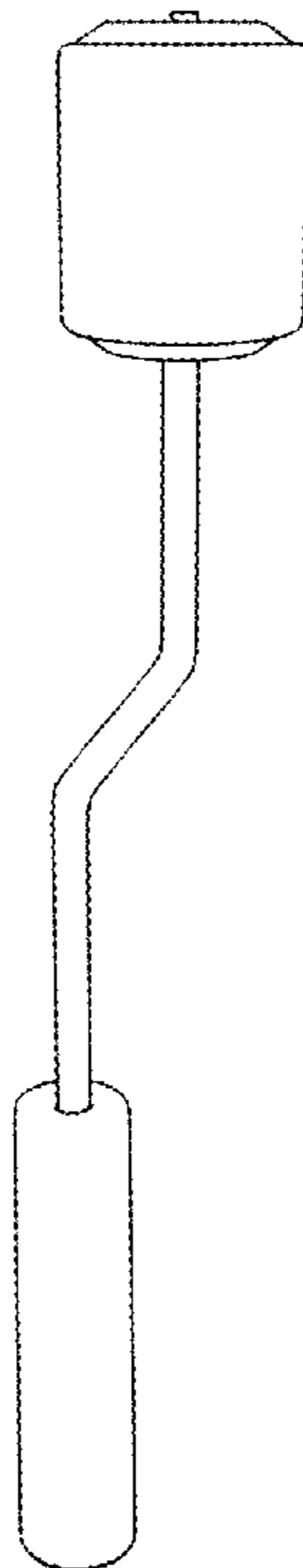
5,050,261 A * 9/1991 Hofacker B05C 17/022 15/144.1

5,207,755 A 5/1993 Ampian

5,996,175 A * 12/1999 Fusco A46B 5/0075 15/144.1

6,148,469 A 11/2000 Irvn

6,702,727 B2 3/2004 Kaesten



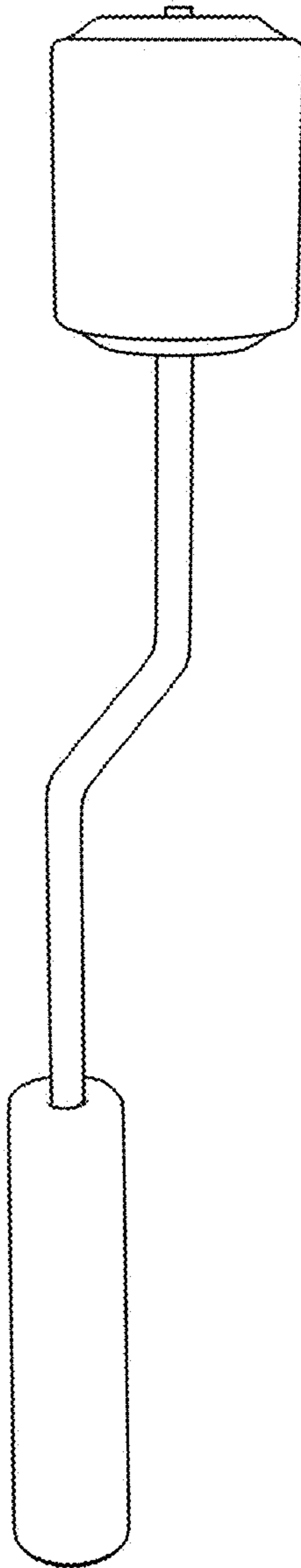


FIG. 1

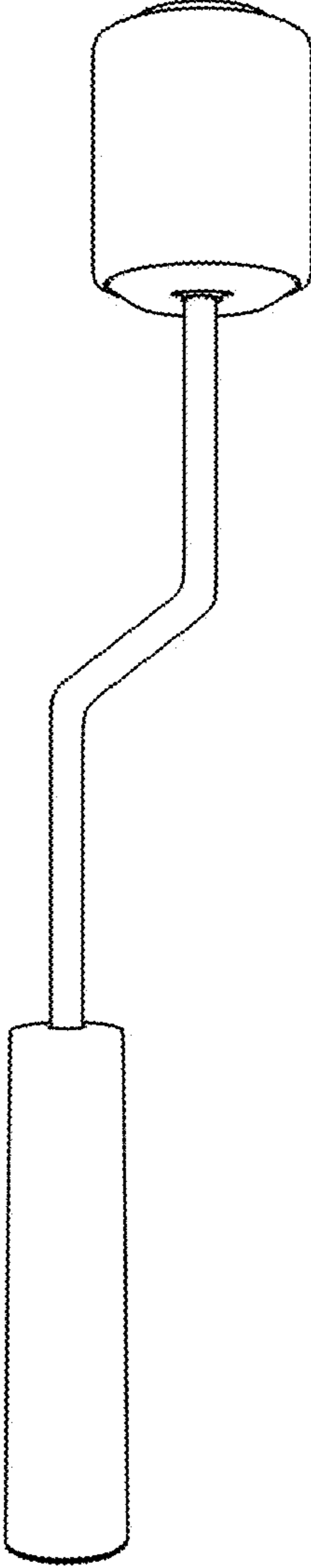


FIG. 2

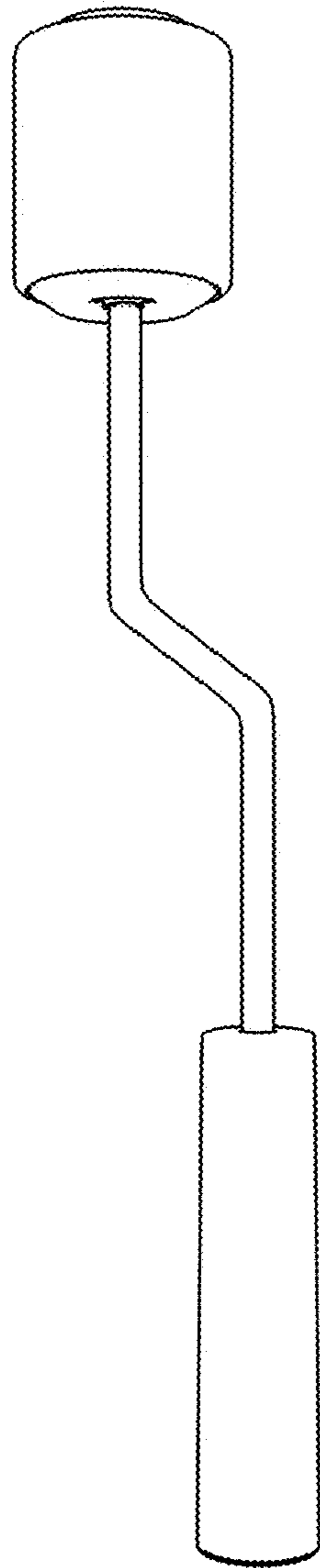


FIG. 3

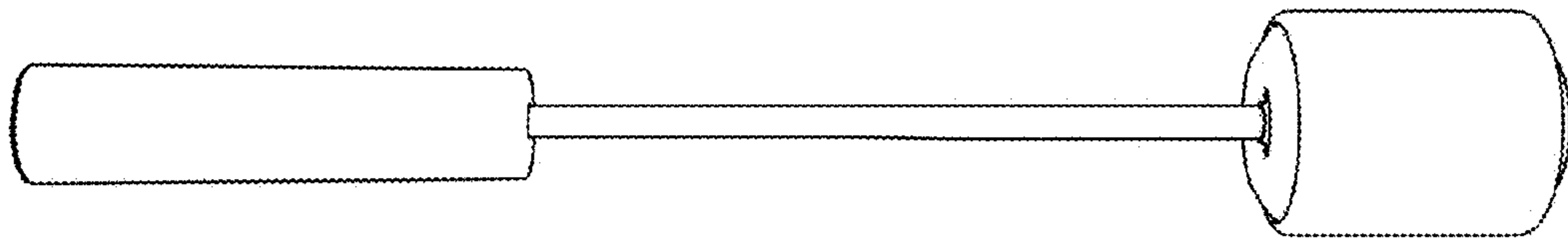


FIG. 4

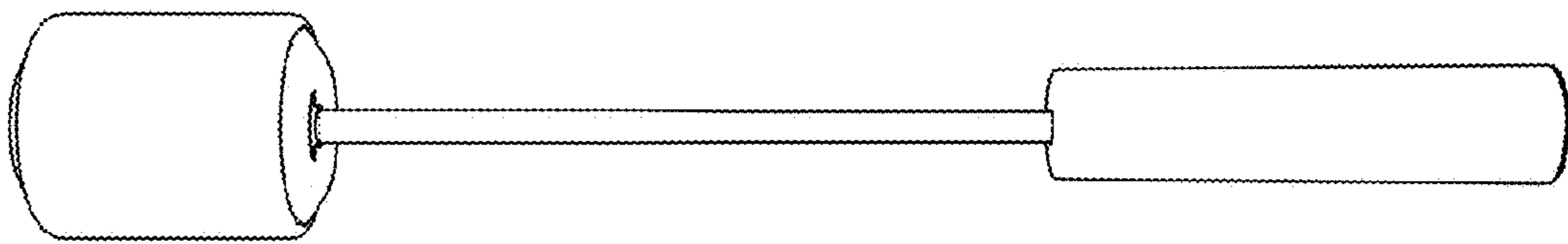


FIG. 5

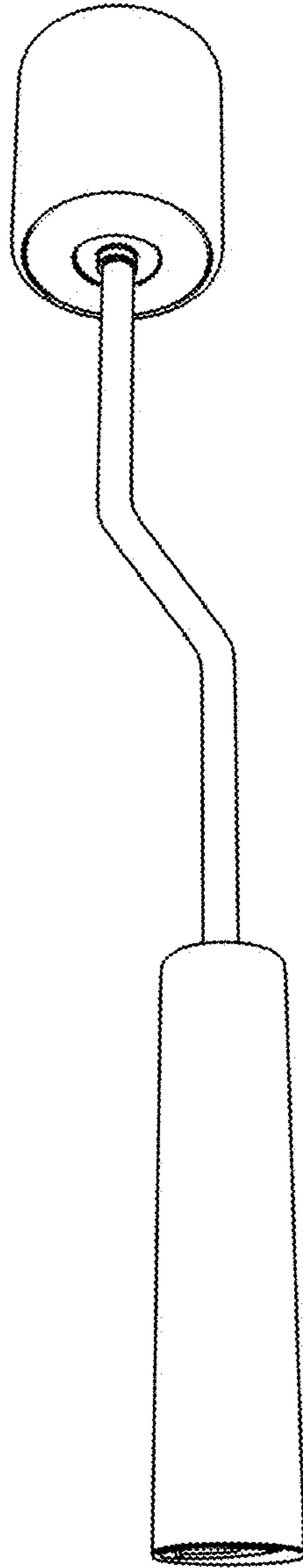


FIG. 6