



US00D750373S

(12) **United States Design Patent**  
**Tiskiewic**

(10) **Patent No.:** **US D750,373 S**

(45) **Date of Patent:** **\*\* Mar. 1, 2016**

(54) **MULTI POCKET TOWEL**

(71) Applicant: **Hana Tiskiewic**, Bradenton, FL (US)

(72) Inventor: **Hana Tiskiewic**, Bradenton, FL (US)

(\*\*) Term: **14 Years**

(21) Appl. No.: **29/491,818**

(22) Filed: **May 24, 2014**

(51) **LOC (10) Cl.** ..... **03-01**

(52) **U.S. Cl.**  
USPC ..... **D3/233**

(58) **Field of Classification Search**  
USPC ..... D3/233; 5/655; 190/1  
CPC ..... A47D 15/00; A47D 15/003; A47D 5/006;  
A47G 9/1045

See application file for complete search history.

(56) **References Cited**

**U.S. PATENT DOCUMENTS**

D294,909	S *	3/1988	Donnor	.....	D3/233
D359,411	S *	6/1995	Wade	.....	D3/233
5,481,768	A *	1/1996	Shink	.....	A47G 9/1045 297/397
D407,216	S *	3/1999	Vickers	.....	D3/232
D413,723	S *	9/1999	Quansah	.....	D3/233
5,987,667	A *	11/1999	Haverly	.....	A47G 9/1045 5/417
D419,292	S *	1/2000	Barre	.....	D3/232
6,340,142	B1 *	1/2002	Li	.....	F16L 3/08 248/313
6,367,083	B1 *	4/2002	November	.....	A47G 9/064 2/69.5
7,111,343	B1 *	9/2006	Bates	.....	A45C 9/00 383/4
7,752,692	B1 *	7/2010	Sanders	.....	A47D 5/006

					5/417
D631,654	S *	2/2011	Lizhu	.....	D3/233
D632,481	S *	2/2011	Detwiler	.....	D3/233

\* cited by examiner

*Primary Examiner* — Holly Baynham

(74) *Attorney, Agent, or Firm* — Dorothy S. Morse

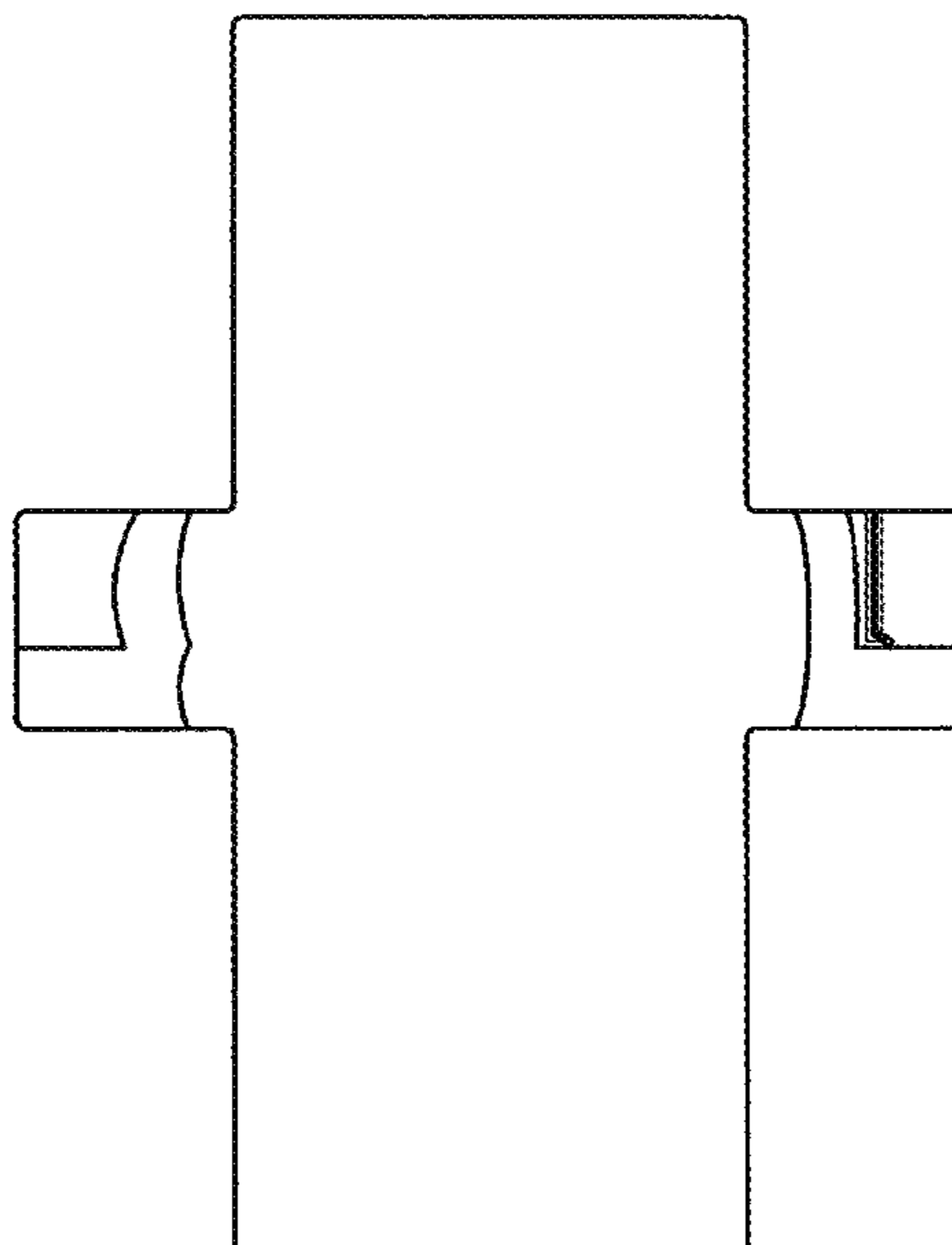
(57) **CLAIM**

The ornamental design for a multi pocket towel, as shown and described.

**DESCRIPTION**

FIG. 1 is a top view of a multi pocket towel in an open and extended configuration according to my new design;  
 FIG. 2 is a bottom view thereof in an open and extended configuration;  
 FIG. 3 is a front view thereof in an open and extended configuration, the back view being a mirror image thereof;  
 FIG. 4 is a bottom view thereof in a partially folded configuration, the back folded toward the middle;  
 FIG. 5 is a bottom view thereof in a partially folded configuration, the back and front folded toward the middle;  
 FIG. 6 is a bottom view thereof, the left side folded once toward the right side;  
 FIG. 7 is a bottom view thereof, the left side folded a second time toward the right side;  
 FIG. 8 is a bottom view thereof, the left side folded a third time toward the right side;  
 FIG. 9 is a back view thereof, the left side folded a fourth time toward the right side and providing a fully folded configuration; and,  
 FIG. 10 is a top view thereof in a fully folded configuration.

**1 Claim, 5 Drawing Sheets**



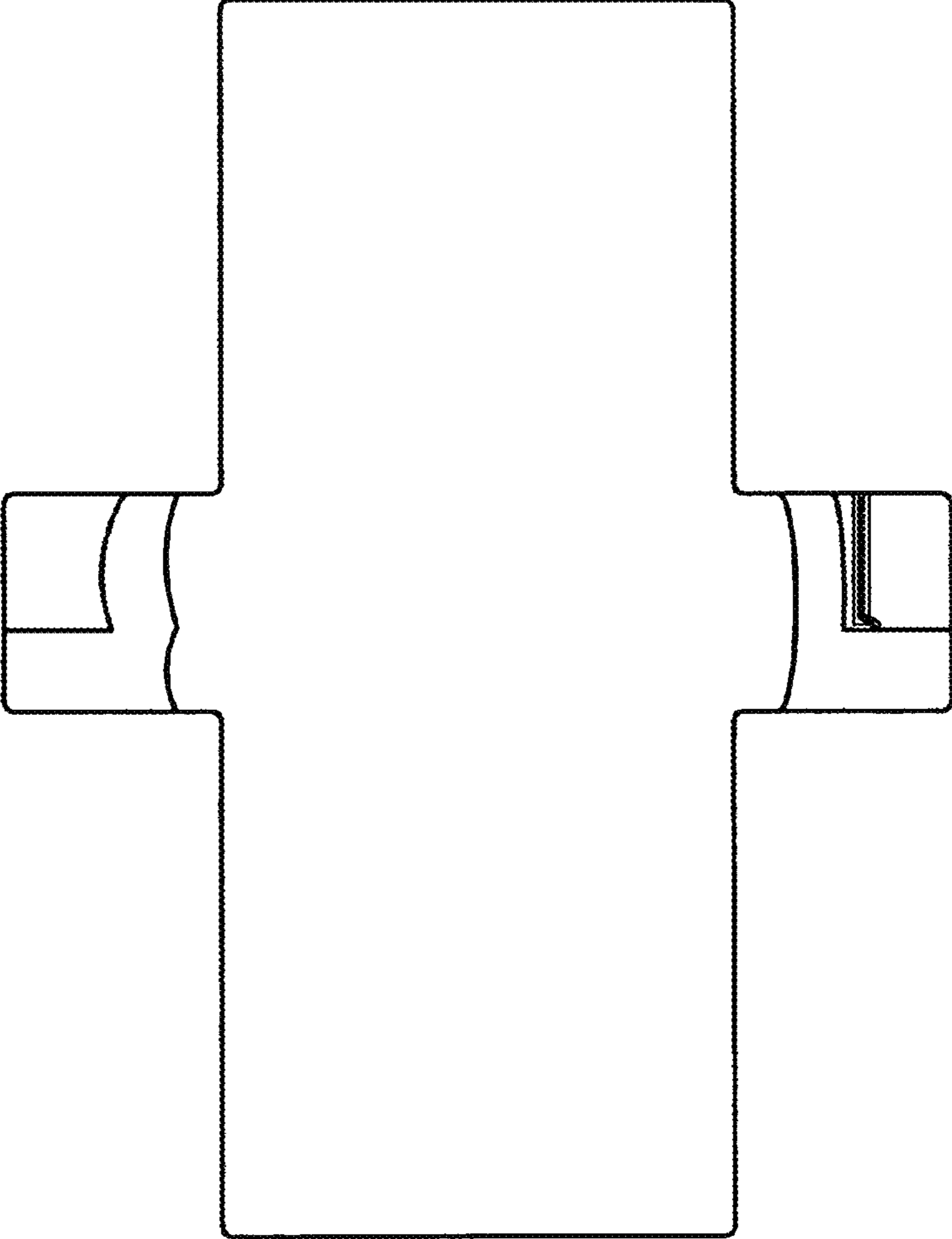


FIG. 1

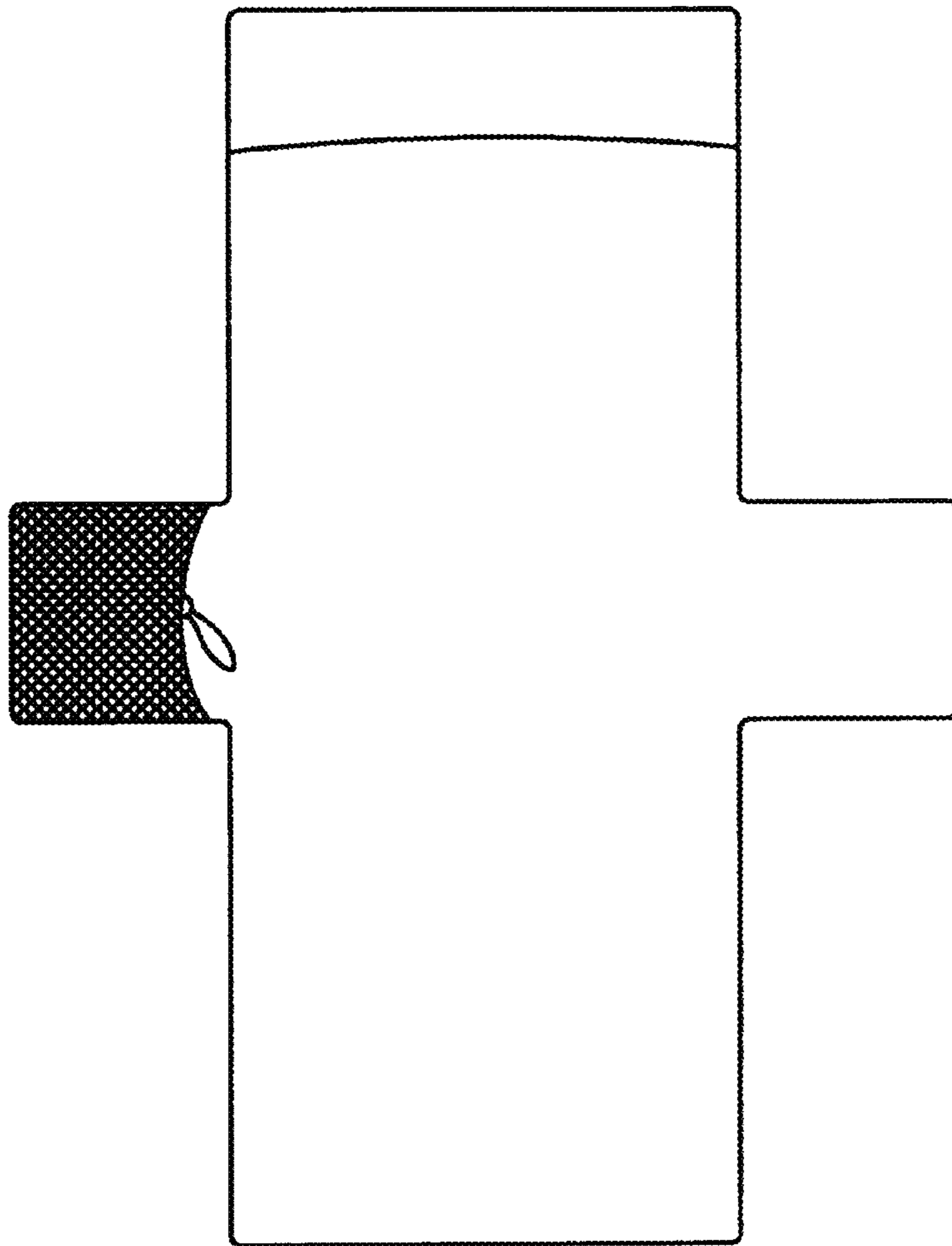


FIG. 2

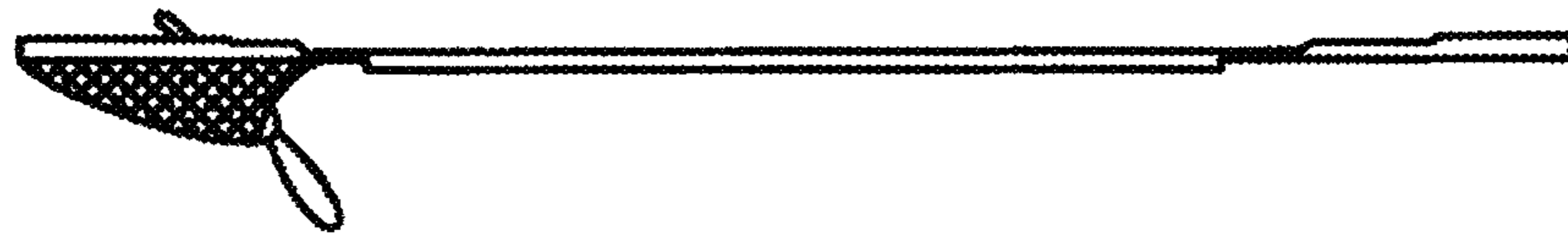


FIG. 3

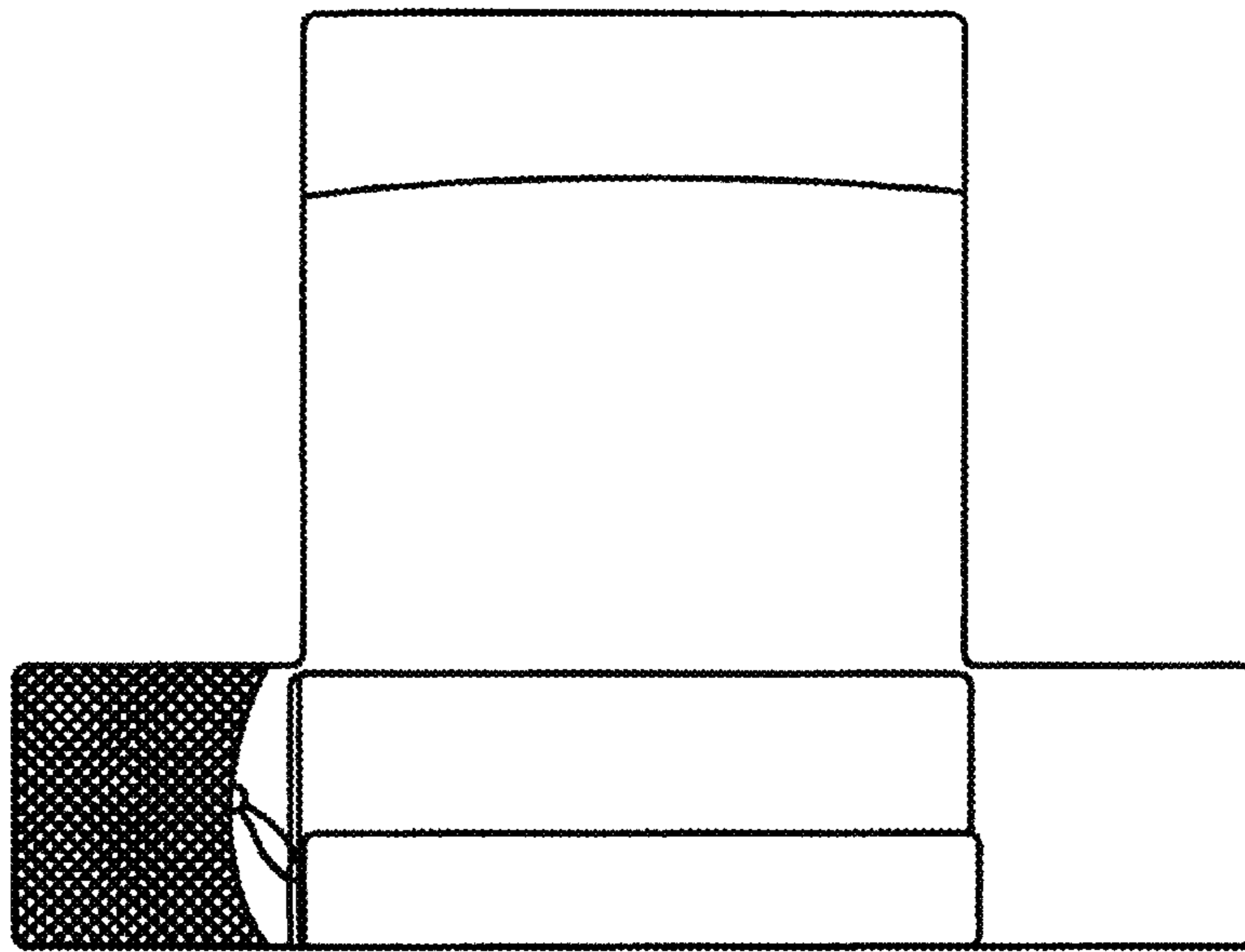


FIG. 4




FIG. 5

FIG. 6



FIG. 7




FIG. 8





FIG. 9




FIG. 10