



US00D750357S

(12) **United States Design Patent**  
**Bryant et al.**

(10) **Patent No.:** **US D750,357 S**

(45) **Date of Patent:** **\*\* Mar. 1, 2016**

(54) **MEMORIAL SHOE**

(71) Applicants: **Sean Bryant**, Claymont, DE (US);  
**Lenard Green**, Philadelphia, PA (US);  
**Joel Allen**, Upper Darby, PA (US);  
**Kenneth Williams, Sr.**, Hamilton, NJ  
(US)

(72) Inventors: **Sean Bryant**, Claymont, DE (US);  
**Lenard Green**, Philadelphia, PA (US);  
**Joel Allen**, Upper Darby, PA (US);  
**Kenneth Williams, Sr.**, Hamilton, NJ  
(US)

(\*\*) Term: **14 Years**

(21) Appl. No.: **29/469,772**

(22) Filed: **Oct. 15, 2013**

(51) **LOC (10) Cl.** ..... **02-04**

(52) **U.S. Cl.**  
USPC ..... **D2/897**

(58) **Field of Classification Search**  
USPC ..... D2/897, 898, 900, 902, 906-908, 943,  
D2/944, 969, 972; 36/45, 50.1, 51, 83, 88,  
36/113, 114  
See application file for complete search history.

(56) **References Cited**

**U.S. PATENT DOCUMENTS**

D267,288 S \* 12/1982 Davis ..... D2/951  
D267,366 S \* 12/1982 Davis ..... D2/951  
D344,846 S \* 3/1994 Brown ..... D2/897  
D387,545 S \* 12/1997 Cintron et al. .... D2/951

D396,946 S \* 8/1998 Loverin ..... D2/912  
D401,754 S \* 12/1998 Mervar ..... D2/972  
D403,494 S \* 1/1999 Loverin ..... D2/902  
D514,799 S \* 2/2006 Link ..... D2/972  
D521,224 S \* 5/2006 Chen ..... D2/972  
D545,554 S \* 7/2007 Shaffer ..... D2/972  
D547,031 S \* 7/2007 Fennell et al. .... D2/897  
D552,831 S \* 10/2007 Cunningham ..... D2/897  
D564,186 S \* 3/2008 Cohen ..... D2/897  
D590,137 S \* 4/2009 Austin ..... D2/897  
D590,582 S \* 4/2009 Torres ..... D2/917  
D597,295 S \* 8/2009 Duffy ..... D2/977  
D624,740 S \* 10/2010 Nelson ..... D2/969  
D628,780 S \* 12/2010 Reaux ..... D2/917  
D644,016 S \* 8/2011 Christopherson ..... D2/969  
D651,382 S \* 1/2012 Reaux ..... D2/917

\* cited by examiner

*Primary Examiner* — Ian Simmons

*Assistant Examiner* — Rashida C McCoy

(57) **CLAIM**


The ornamental design for a memorial shoe, as shown and described.

**DESCRIPTION**

FIG. 1 is a perspective front view of a memorial shoe;  
FIG. 2 is a front elevation view of the memorial shoe;  
FIG. 3 is a rear elevation view of the memorial shoe;  
FIG. 4 is a left side elevation view of the memorial shoe;  
FIG. 5 is a right side elevation view of the memorial shoe;  
FIG. 6 is a top plan view of the memorial shoe; and,  
FIG. 7 is a bottom plan view view of the memorial shoe.

The broken lines shown in the drawings illustrate portions of the memorial shoe that form no part of the claimed design.

**1 Claim, 3 Drawing Sheets**



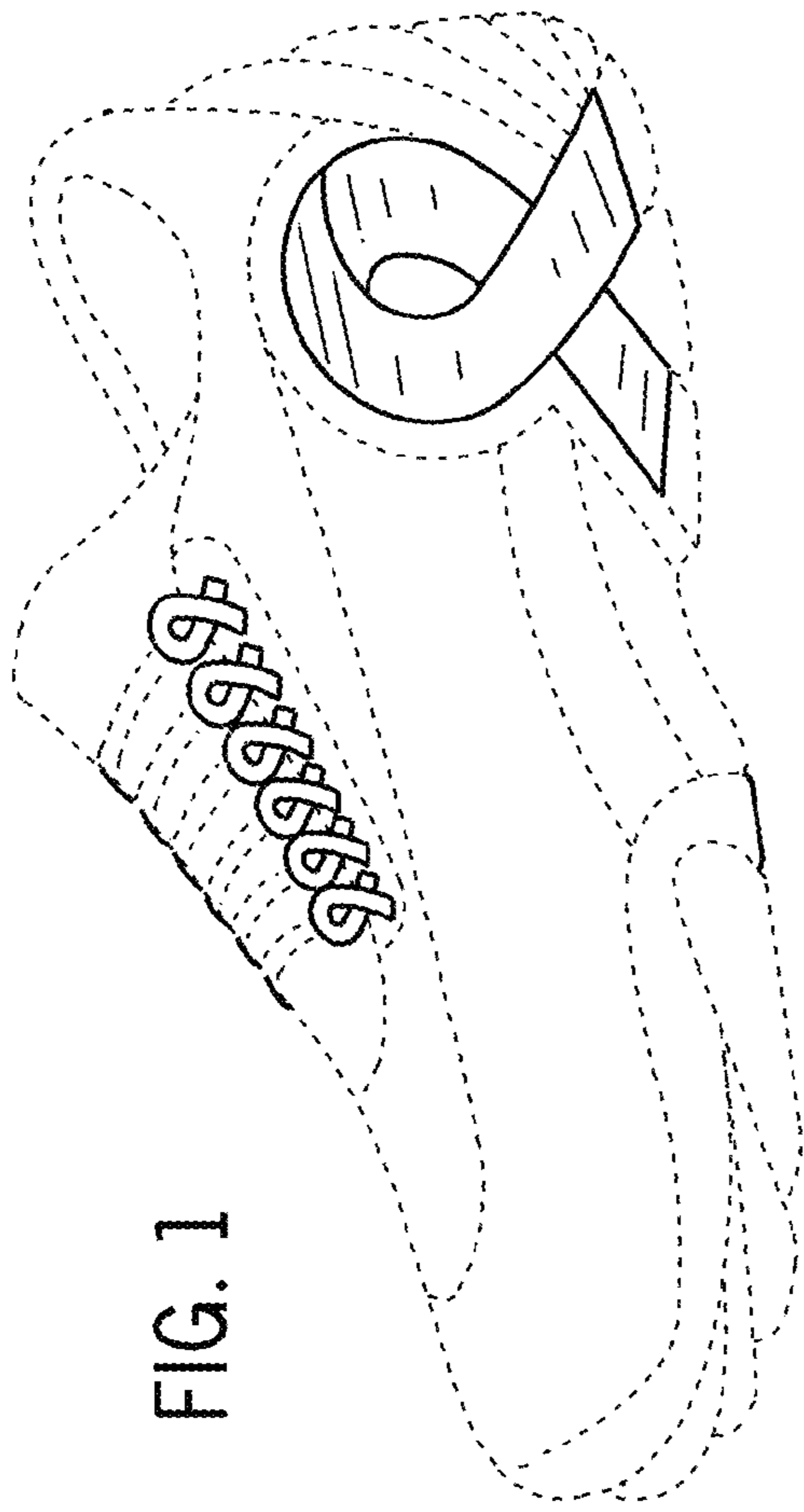


FIG. 1

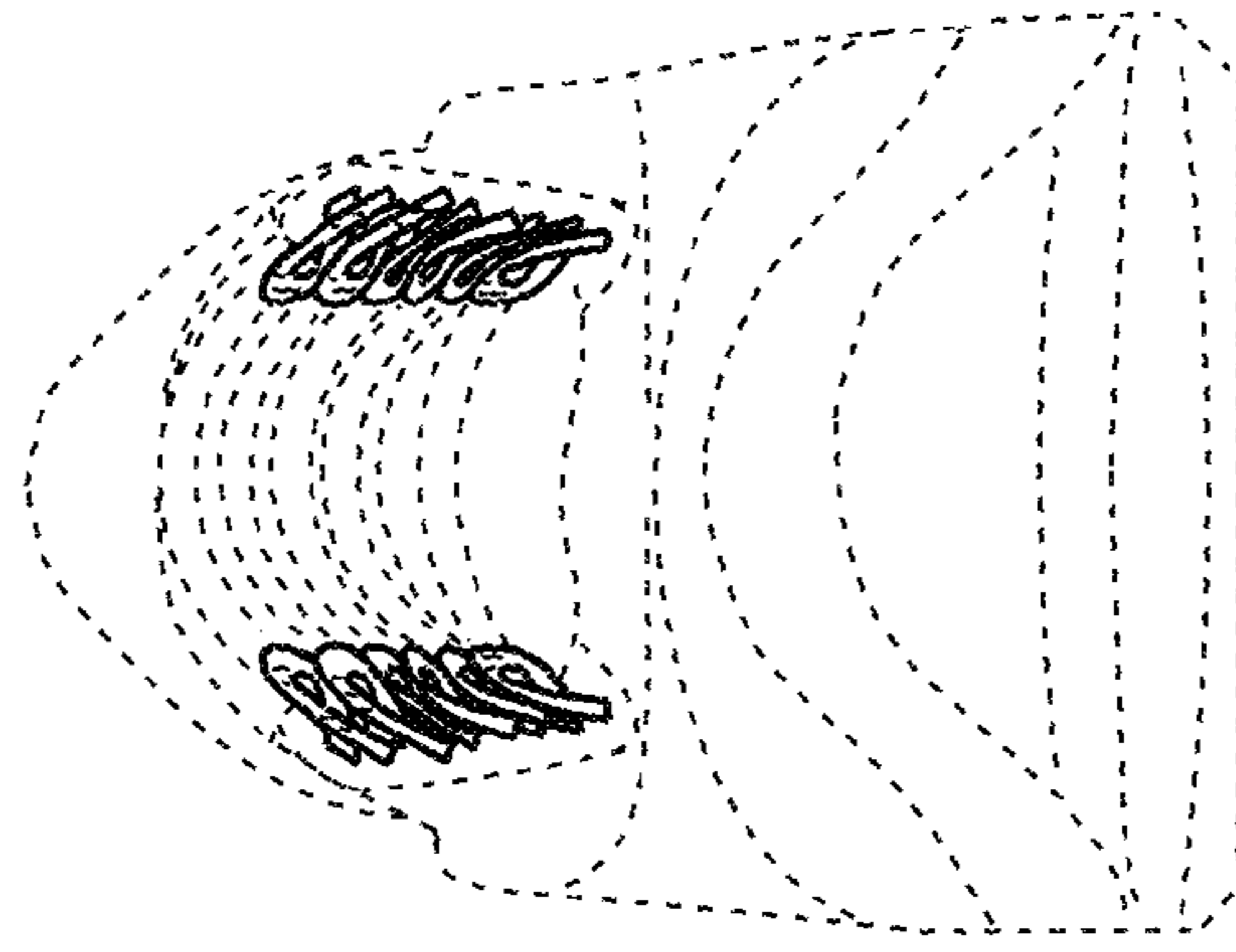


FIG. 2

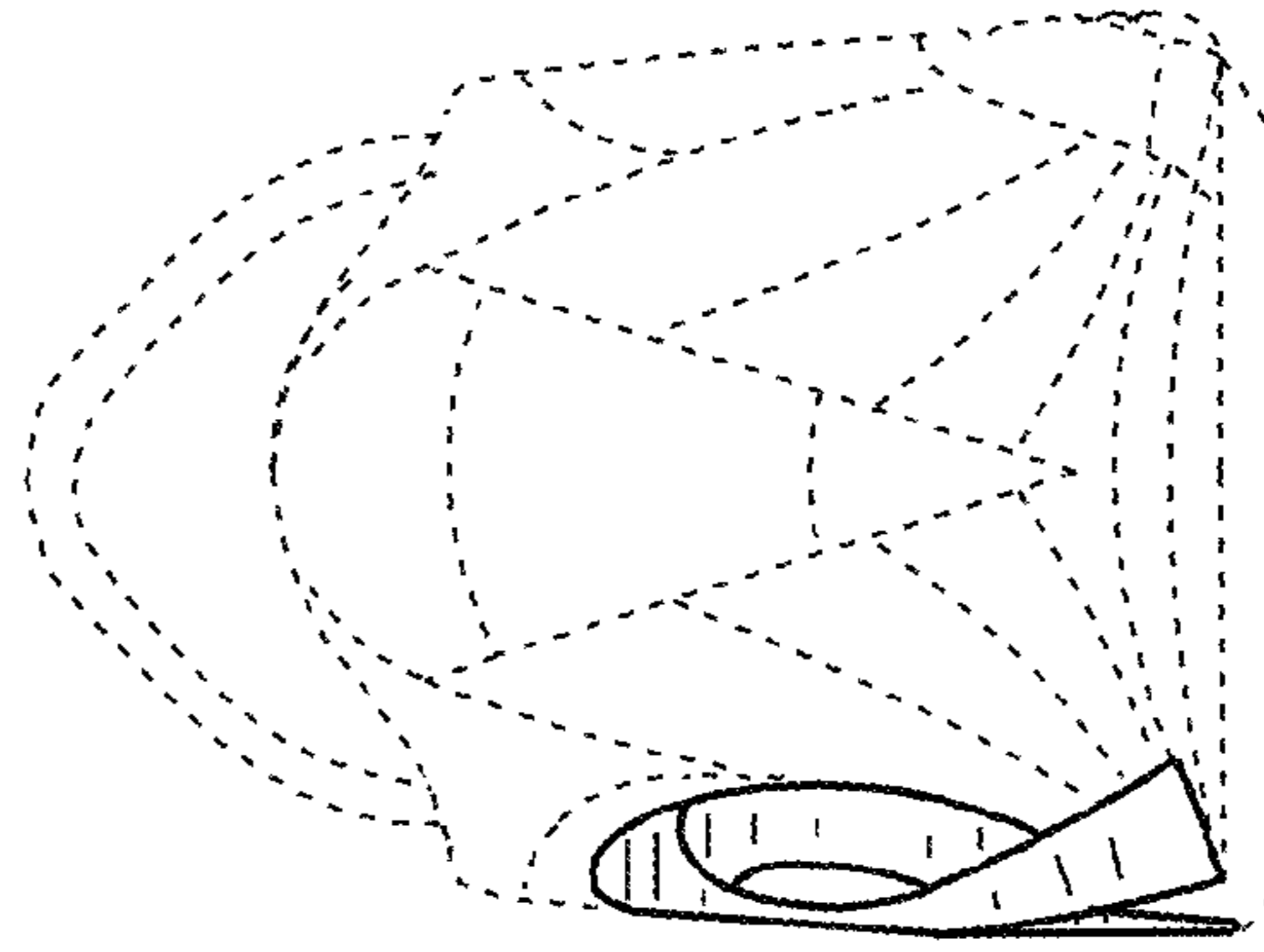


FIG. 3

FIG. 4

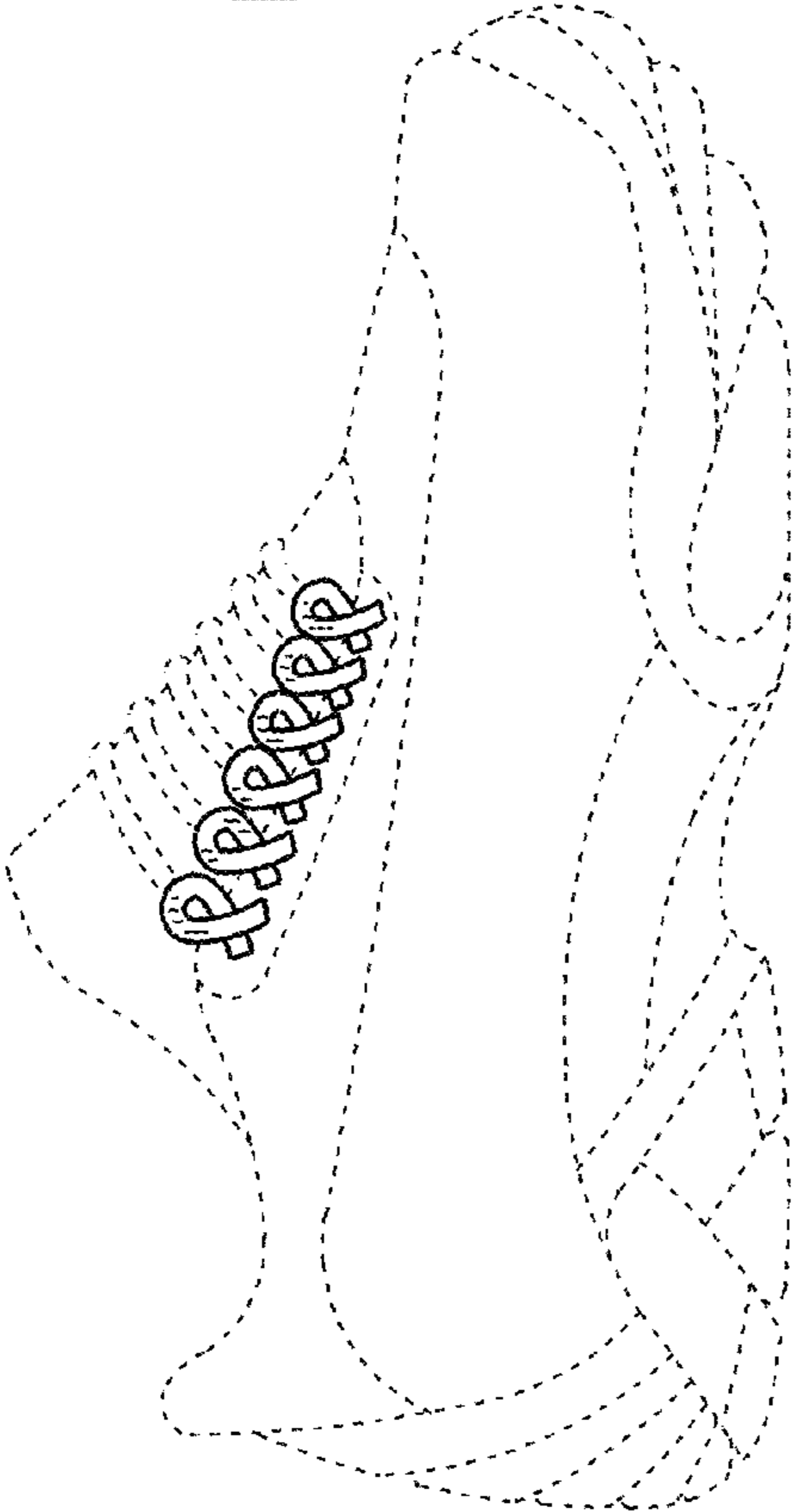
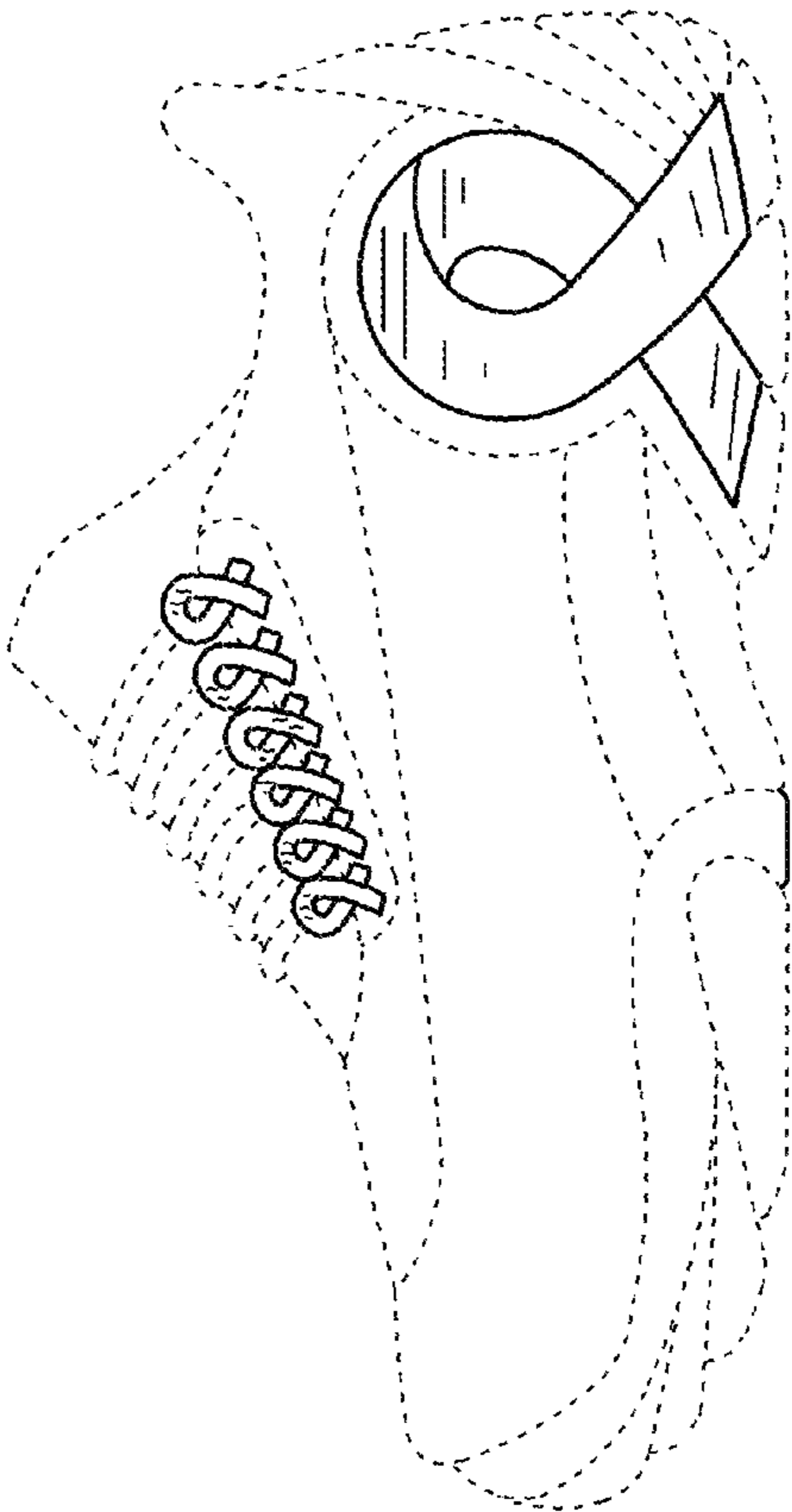


FIG. 5



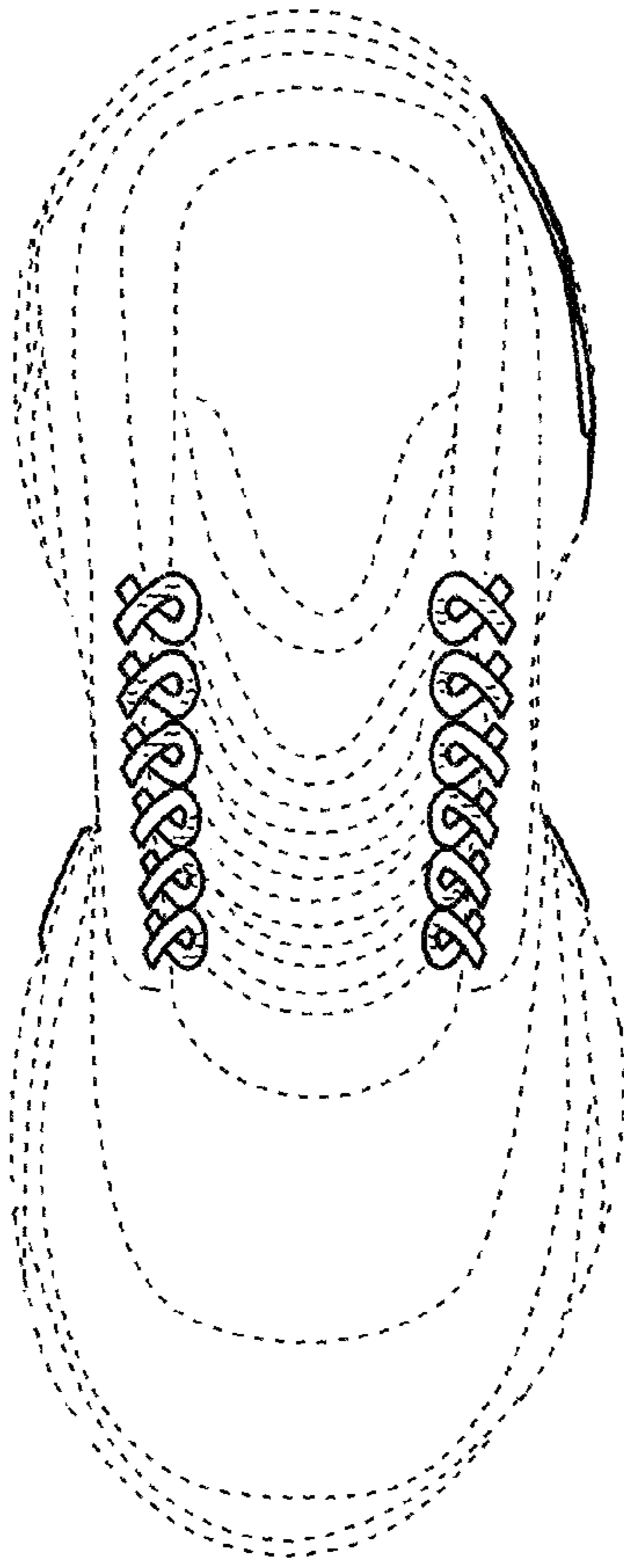


FIG. 6

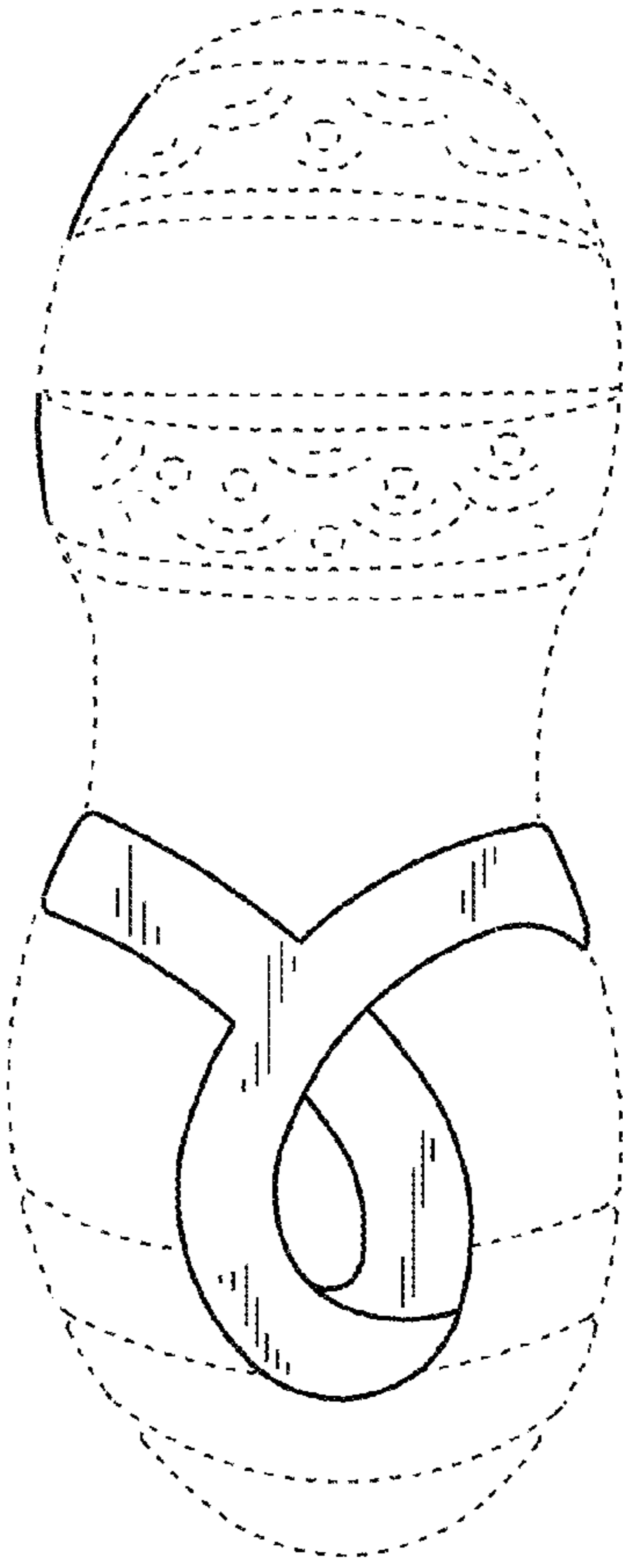


FIG. 7