

US00D750349S

(12) **United States Design Patent**
Henry et al.

(10) **Patent No.:** **US D750,349 S**
(45) **Date of Patent:** **** Mar. 1, 2016**

- (54) **SHOULDER STRAP PAD**
- (71) Applicant: **Black Rapid, Inc.**, Seattle, WA (US)
- (72) Inventors: **Ronald D. Henry**, Seattle, WA (US);
Carrie A. Gunnersen, Mountlake Terrace, WA (US)
- (73) Assignee: **Black Rapid, Inc.**, Seattle, WA (US)
- (**) Term: **14 Years**
- (21) Appl. No.: **29/487,422**
- (22) Filed: **Apr. 8, 2014**

Related U.S. Application Data

- (62) Division of application No. 29/360,250, filed on Apr. 22, 2010, now Pat. No. Des. 705,523.
- (51) **LOC (10) Cl.** **02-02**
- (52) **U.S. Cl.**
USPC **D2/853; D3/327**
- (58) **Field of Classification Search**
USPC **D2/853, 856, 624; D3/327, 204; D24/190**
See application file for complete search history.

(56) **References Cited**

U.S. PATENT DOCUMENTS

541,681	A *	6/1895	Putz	A61F 5/028 2/327
D33,810	S *	12/1900	Rosenburg	D2/627
D34,422	S	4/1901	Isenstein		
D35,017	S *	8/1901	Isenstein	D2/627
1,631,694	A *	6/1927	Rick	A45F 3/12 2/460
1,831,472	A	11/1931	Abramowitz		
2,505,272	A *	4/1950	Blalock	A41F 15/007 2/336
2,637,849	A	5/1953	Nelson		
3,154,787	A	11/1964	Newman		
3,310,969	A	3/1967	Vrana		

4,148,423	A	4/1979	Schlacher		
4,472,838	A	9/1984	Pompa		
4,795,399	A	1/1989	Davis		
D304,882	S	12/1989	Kawaguchi		
5,086,758	A	2/1992	Schlek et al.		
D335,136	S	4/1993	McMichael		
D338,561	S	8/1993	Leiserson et al.		
5,316,022	A	5/1994	Schiek		
D360,745	S	8/1995	Nicholson et al.		
5,445,858	A	8/1995	Nwoko		
D362,752	S	10/1995	Steurer		
5,551,561	A	9/1996	MacRae et al.		
D411,039	S *	6/1999	Reimers	224/645
D423,783	S *	5/2000	Steurer	D3/327
D489,163	S	5/2004	Tucker		
D489,182	S *	5/2004	Tilby	D3/327
7,004,363	B2	2/2006	Fenton et al.		
D528,800	S	9/2006	Liu et al.		
D553,328	S	10/2007	King		
D554,268	S *	10/2007	Harding	D24/190
D570,603	S *	6/2008	Wu	D3/327
7,909,215	B2	3/2011	McGuire et al.		
D655,089	S	3/2012	Gingo		
D705,523	S *	5/2014	Henry	D2/853

(Continued)

Primary Examiner — Rashida Johnson

(74) *Attorney, Agent, or Firm* — George C. Rondeau, Jr.; Davis Wright Tremaine LLP

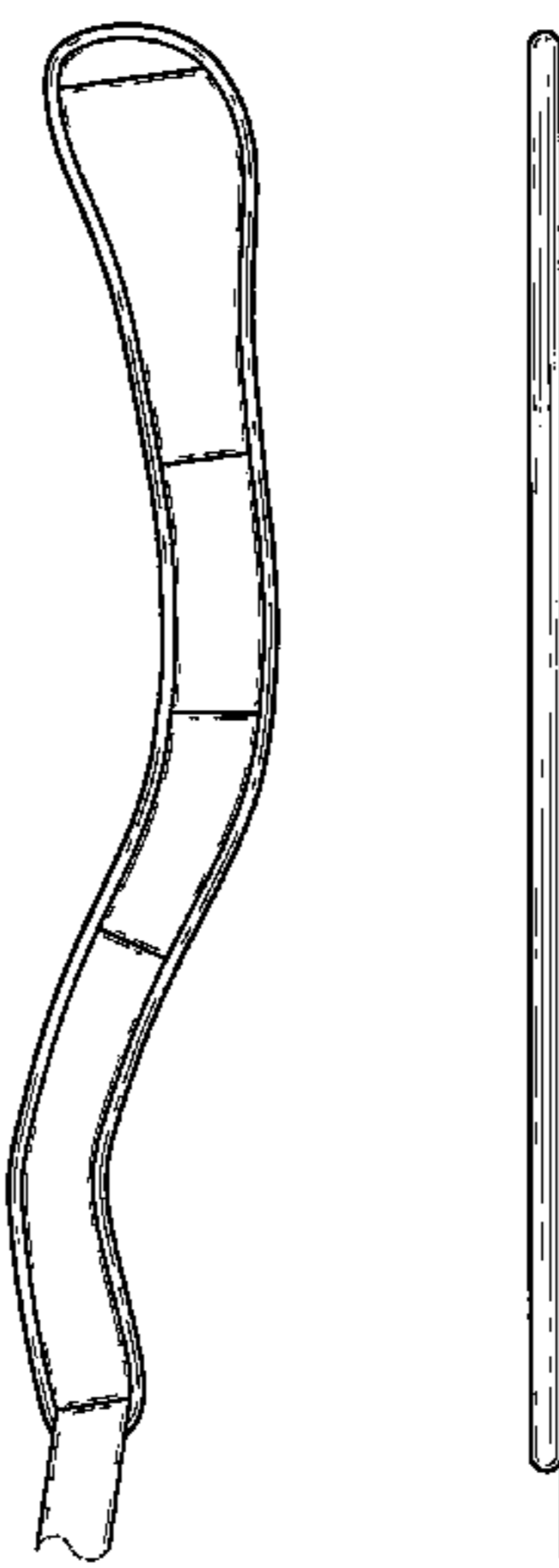
(57) **CLAIM**

The ornamental design for a shoulder strap pad, as shown and described.

DESCRIPTION

FIG. 1 is a top plan view of a shoulder strap pad showing our new design.
 FIG. 2 is a bottom plan view thereof.
 FIG. 3 is a left side elevational view thereof.
 FIG. 4 is a right side elevational view thereof.
 FIG. 5 is a rear elevational view thereof; and,
 FIG. 6 is a front elevational view thereof.
 The broken lines represent portions of the shoulder strap pad that form no part of the claim.

1 Claim, 2 Drawing Sheets



US D750,349 S

Page 2

(56)

References Cited

U.S. PATENT DOCUMENTS

2003/0000636 A1 1/2003 Falla
2003/0186619 A1 10/2003 Falla et al.

2004/0060951 A1 4/2004 Kelly
2004/0134602 A1 7/2004 Falla
2005/0098258 A1* 5/2005 Batcha A41C 3/00
156/250

* cited by examiner

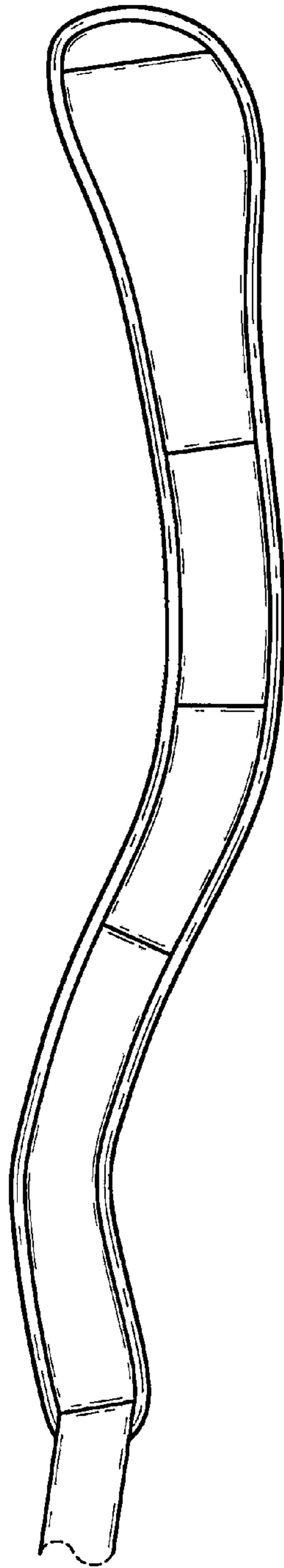


Fig. 1




Fig. 2



Fig. 3

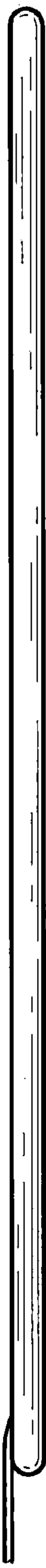


Fig. 4

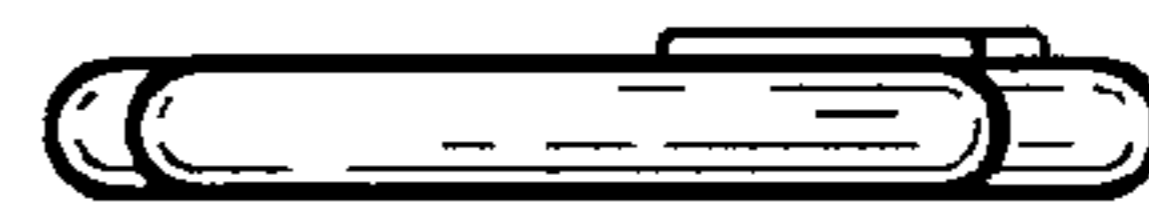


Fig. 5



Fig. 6