



US00D750343S

(12) **United States Design Patent**
Biesel

(10) **Patent No.:** **US D750,343 S**
(45) **Date of Patent:** **** Mar. 1, 2016**

- (54) **SEATBELT STRAP ATTACHMENT**
- (71) Applicant: **Marilyn M. Biesel**, Port Republic, MD (US)
- (72) Inventor: **Marilyn M. Biesel**, Port Republic, MD (US)
- (**) Term: **14 Years**
- (21) Appl. No.: **29/502,812**
- (22) Filed: **Sep. 19, 2014**
- (51) **LOC (10) Cl.** **06-04**
- (52) **U.S. Cl.**
USPC **D2/627**
- (58) **Field of Classification Search**
USPC D2/624–627, 631, 639–641, 999;
D3/216, 226, 227, 230; D5/99;
D11/221
CPC A41F 1/02; A41F 11/02; A41F 11/16;
A41F 15/00; A41F 3/02; A41F 9/00; A41F
9/002; A44B 19/262; A45F 2003/006; B42F
1/01; B60R 2022/006
See application file for complete search history.

- 2012/0205960 A1* 8/2012 Finch B60R 22/00
297/470
 - 2013/0033029 A1* 2/2013 Hill B60R 22/14
280/808
 - 2013/0047341 A1* 2/2013 Carrier B60R 22/105
5/652
 - 2013/0092100 A1* 4/2013 Davis B60R 22/10
119/771
 - 2014/0232165 A1 8/2014 Brielmann
- * cited by examiner

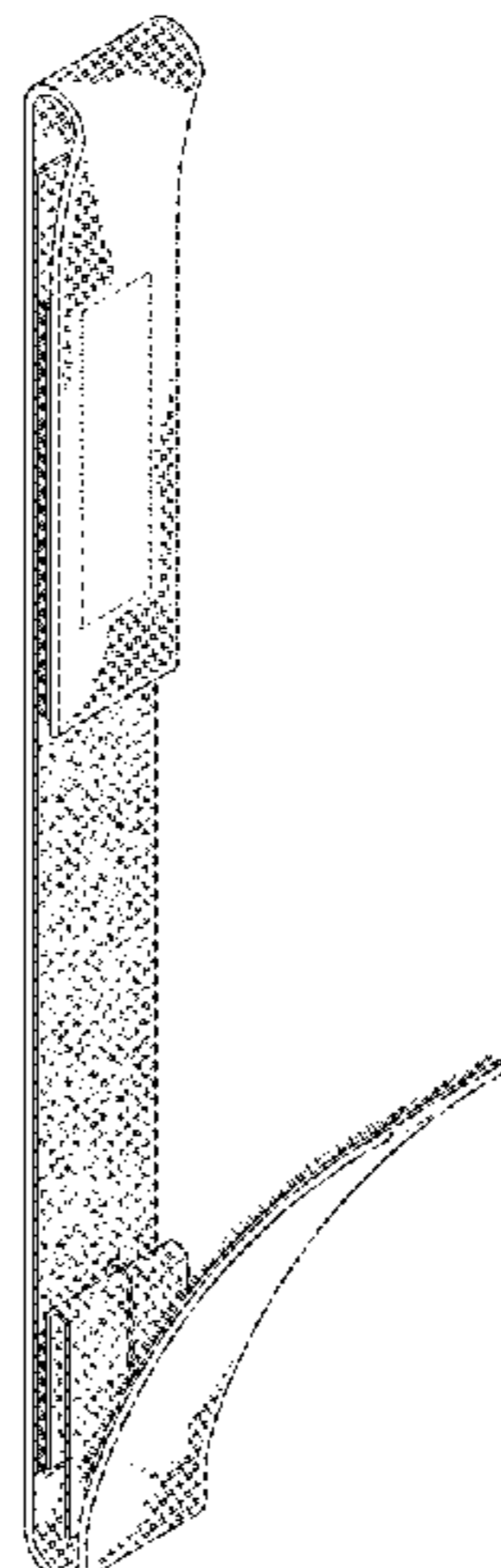
Primary Examiner — Celia Murphy
Assistant Examiner — Clare Ann Gannon
 (74) *Attorney, Agent, or Firm* — The Law Firm of Andrea Hence Evans, LLC

(57) **CLAIM**
 The ornamental design for a seatbelt strap attachment, as shown and described.

DESCRIPTION

FIG. 1 is a perspective view of the seatbelt strap attachment of the present invention;
 FIG. 2 is a front view of the seatbelt strap attachment of FIG. 1;
 FIG. 3 is a rear view of the seatbelt strap attachment of FIG. 1;
 FIG. 4 is a left side view of the seatbelt strap attachment of FIG. 1;
 FIG. 5 is a right side view of the seatbelt strap attachment of FIG. 1;
 FIG. 6 is a top view of the seatbelt strap attachment of FIG. 1;
 FIG. 7 is a bottom view of the seatbelt strap attachment of FIG. 1; and,
 FIG. 8 is a perspective view of the seatbelt strap attachment in a position of use.
 The evenly spaced broken lines on the claimed surface in FIGS. 1, 2 and 8 represent stitching. The dot-dash lines showing a portion of a human torso and seat belt, form no part of the claim.

1 Claim, 7 Drawing Sheets



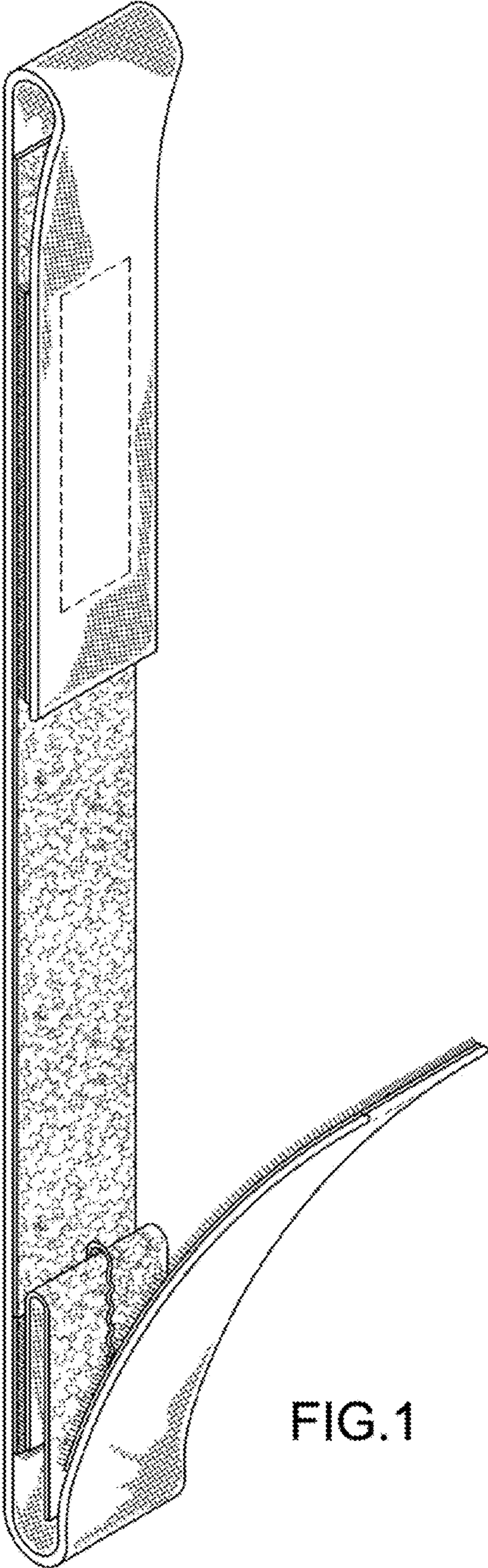


FIG.1




FIG.2




FIG.3




FIG. 4




FIG.5




FIG. 6




FIG. 7

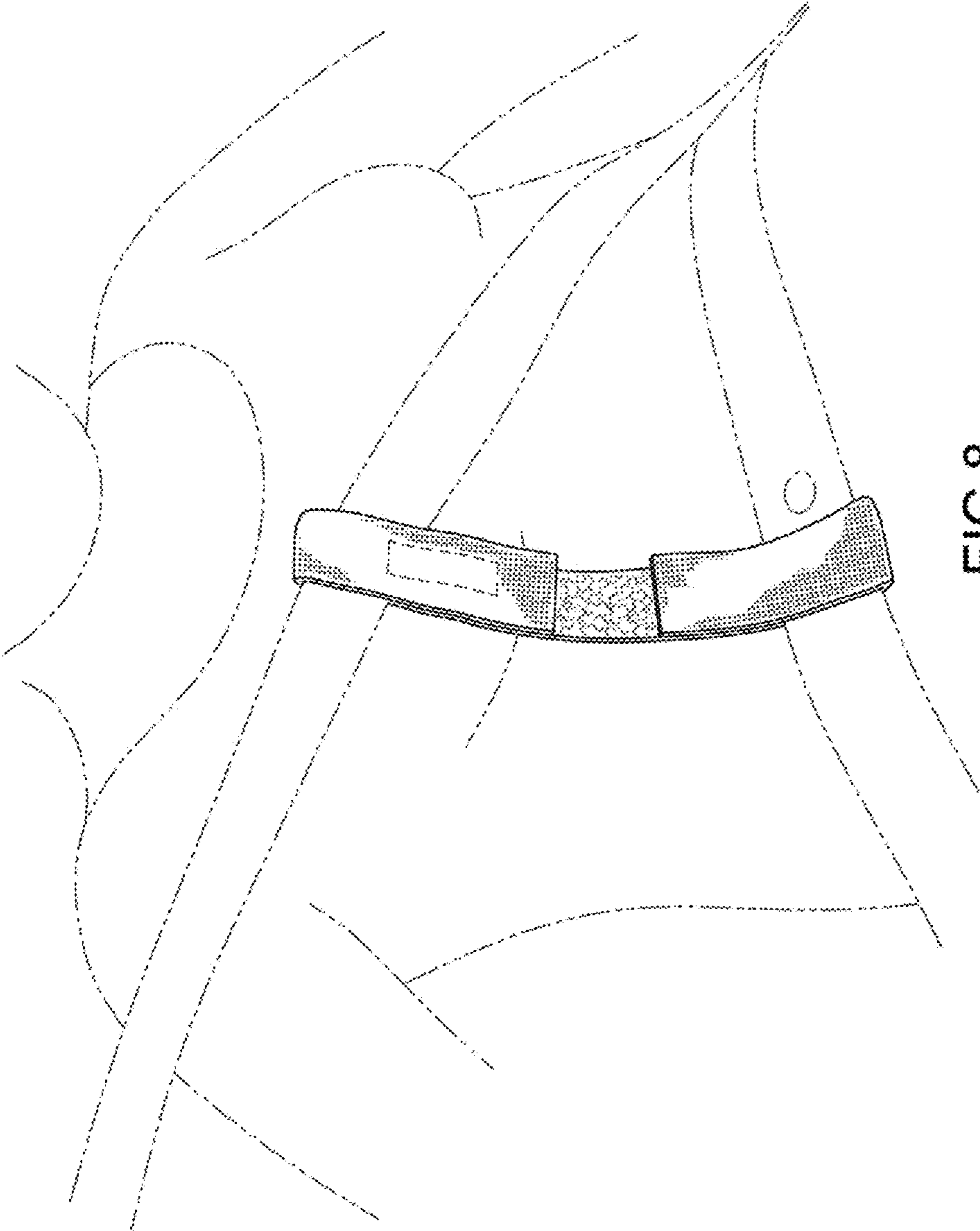


FIG.8