



US00D750332S

(12) **United States Design Patent**  
**Landry**

(10) **Patent No.:** **US D750,332 S**

(45) **Date of Patent:** **\*\* Feb. 23, 2016**

(54) **PET HARNESS**

(71) Applicant: **Courtney Landry**, St. Petersburg, FL  
(US)

(72) Inventor: **Courtney Landry**, St. Petersburg, FL  
(US)

(\*\*) Term: **14 Years**

(21) Appl. No.: **29/512,914**

(22) Filed: **Dec. 23, 2014**

(51) **LOC (10) Cl.** ..... **30-04**

(52) **U.S. Cl.**

USPC ..... **D30/152**; D30/151; D30/144

(58) **Field of Classification Search**

USPC ..... D30/144, 151, 152, 199; D3/217, 231;  
D29/101.1, 101.3, 101.5; D24/190;  
119/174, 702, 712, 725, 758, 769, 792,  
119/802, 850, 856, 858, 863, 865, 907;  
224/42.11, 241, 505, 582; 54/38.1

CPC . A01K 27/002; A01K 27/004; A01K 27/005;  
A01K 27/006

See application file for complete search history.

(56) **References Cited**

**U.S. PATENT DOCUMENTS**

1,906,043	A *	4/1933	Bernstein	.....	A01K 27/002 119/856
5,823,594	A *	10/1998	Hayes	.....	A45F 5/00 224/250
D424,761	S *	5/2000	Mortenson	.....	D30/152
6,216,636	B1 *	4/2001	Butchko	.....	A01K 27/00 119/497
D453,594	S *	2/2002	Ishihara	.....	D30/152
6,431,123	B1 *	8/2002	Hibbert	.....	A01K 13/006 119/728
6,631,697	B1 *	10/2003	Solze	.....	A01K 1/0263 119/728
D510,160	S *	9/2005	Rominger	.....	D30/199
2005/0005875	A1 *	1/2005	Suggs	.....	A01K 13/001 119/728
2005/0229869	A1 *	10/2005	Leo	.....	A01K 13/006 119/850

2005/0263102	A1 *	12/2005	Sherman	.....	A01K 1/0263 119/792
2006/0156997	A1 *	7/2006	Moore	.....	A01K 27/002 119/792
2007/0193532	A1 *	8/2007	Shelton	.....	A01K 13/006 119/850

**OTHER PUBLICATIONS**

“Tripawds Blog Posts: Zuport Your Tripawd”. Found online Oct. 20, 2015 at tripawds9.rssing.com. Page dated Apr. 10, 2013. Retrieved from [http://tripawds9.rssing.com/chan-7302473/all\\_p8.html](http://tripawds9.rssing.com/chan-7302473/all_p8.html).\*

“ComfortLift Carrier”. Found online Oct. 20, 2015 at drsfostersmith.com. Page dated Jan. 21, 2011. Retrieved from [http://www.drsfostersmith.com/product/prod\\_display.cfm?pcatid=8082](http://www.drsfostersmith.com/product/prod_display.cfm?pcatid=8082).\*

“Outward Hound PupBoost Lift Harness”. Found online Oct. 20, 2015 at amazon.com. Page dated Jul. 28, 2012. Retrieved from [http://www.amazon.com/Outward-Hound-21005-PupBoost-Harness/dp/B0081XICKS/ref=cm\\_cr\\_pr\\_product\\_top?ie=UTF8](http://www.amazon.com/Outward-Hound-21005-PupBoost-Harness/dp/B0081XICKS/ref=cm_cr_pr_product_top?ie=UTF8).\*

“Walkabout Front Harness”. Found online Oct. 20, 2015 at K9carts.com. Page dated Jun. 17, 2013. Retrieved from <http://www.k9carts.com/walkabout-front-harness>.\*

\* cited by examiner

*Primary Examiner* — Robert M Spear

*Assistant Examiner* — Kendra L Hamilton

(74) *Attorney, Agent, or Firm* — QuickPatients, LLC; Kevin Prince

(57) **CLAIM**

I claim the ornamental design for a pet harness, as shown and described.

**DESCRIPTION**

FIG. 1 is a perspective view of a pet harness, showing my new design in a fitted configuration;

FIG. 2 is a perspective view of FIG. 1, illustrated in a flat configuration;

FIG. 3 is a left-side elevational view of FIG. 2, the right-side elevational view being a mirror image thereof;

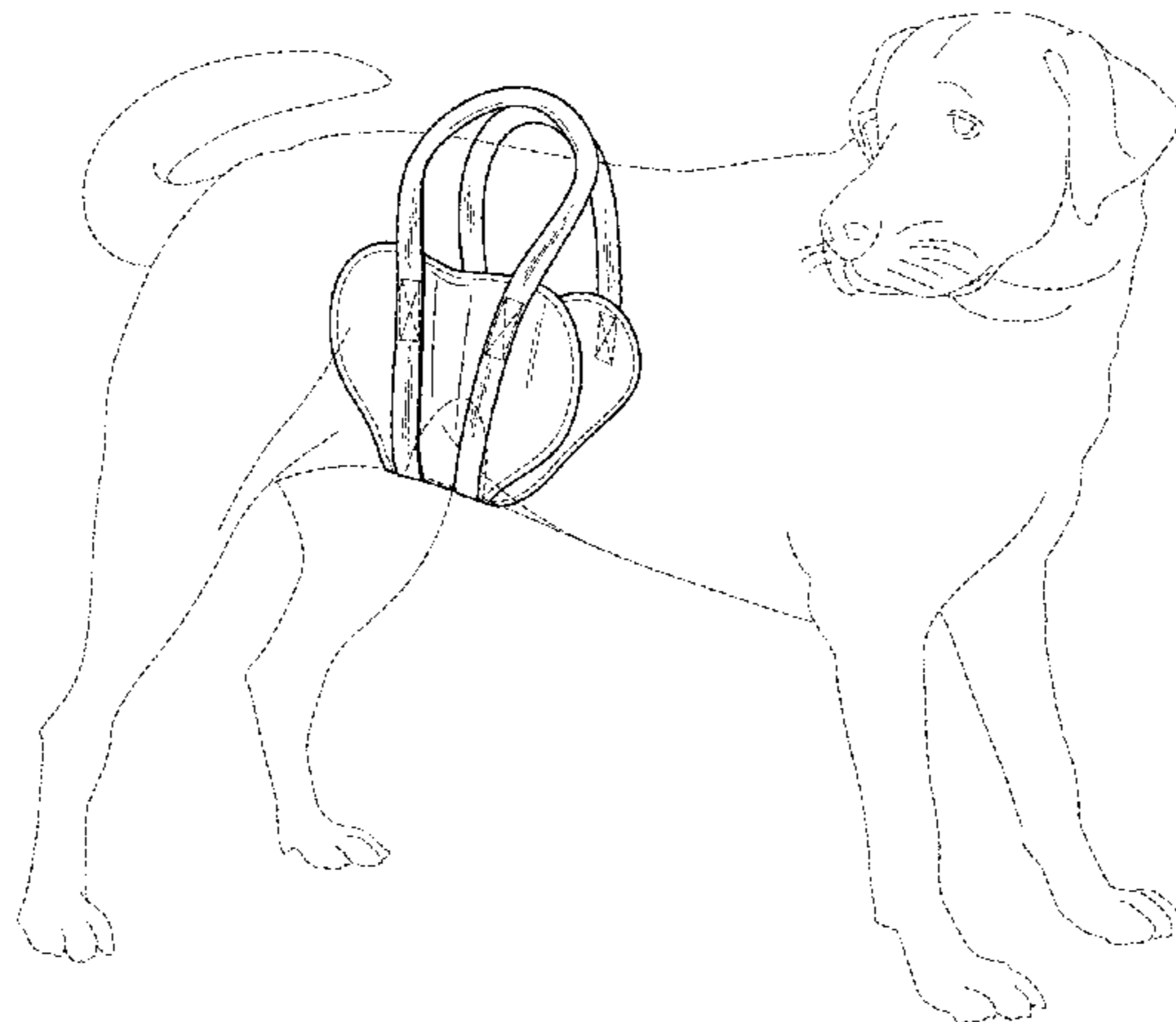
FIG. 4 is a front elevational view of FIG. 2, the rear elevational view being a mirror image thereof;

FIG. 5 is a top plan view of FIG. 2; and,

FIG. 6 is a bottom plan view of FIG. 2.

The broken lines showing a pet in FIG. 1 and an oval central portion on the sling in the figures depict environmental matter and form no part of the claimed design. The remaining broken lines represent stitching, and are part of the claimed design.

**1 Claim, 4 Drawing Sheets**



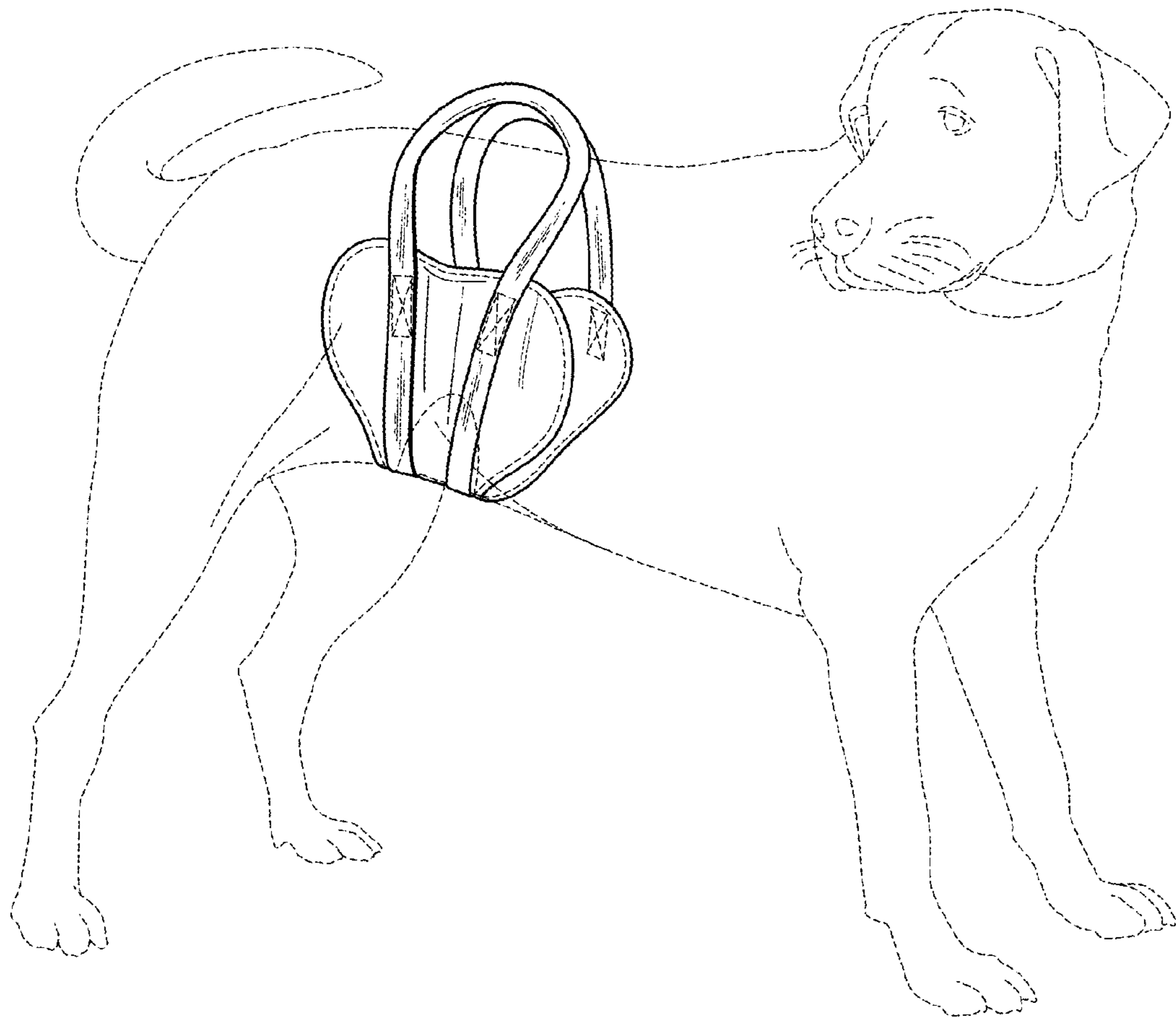


FIG. 1

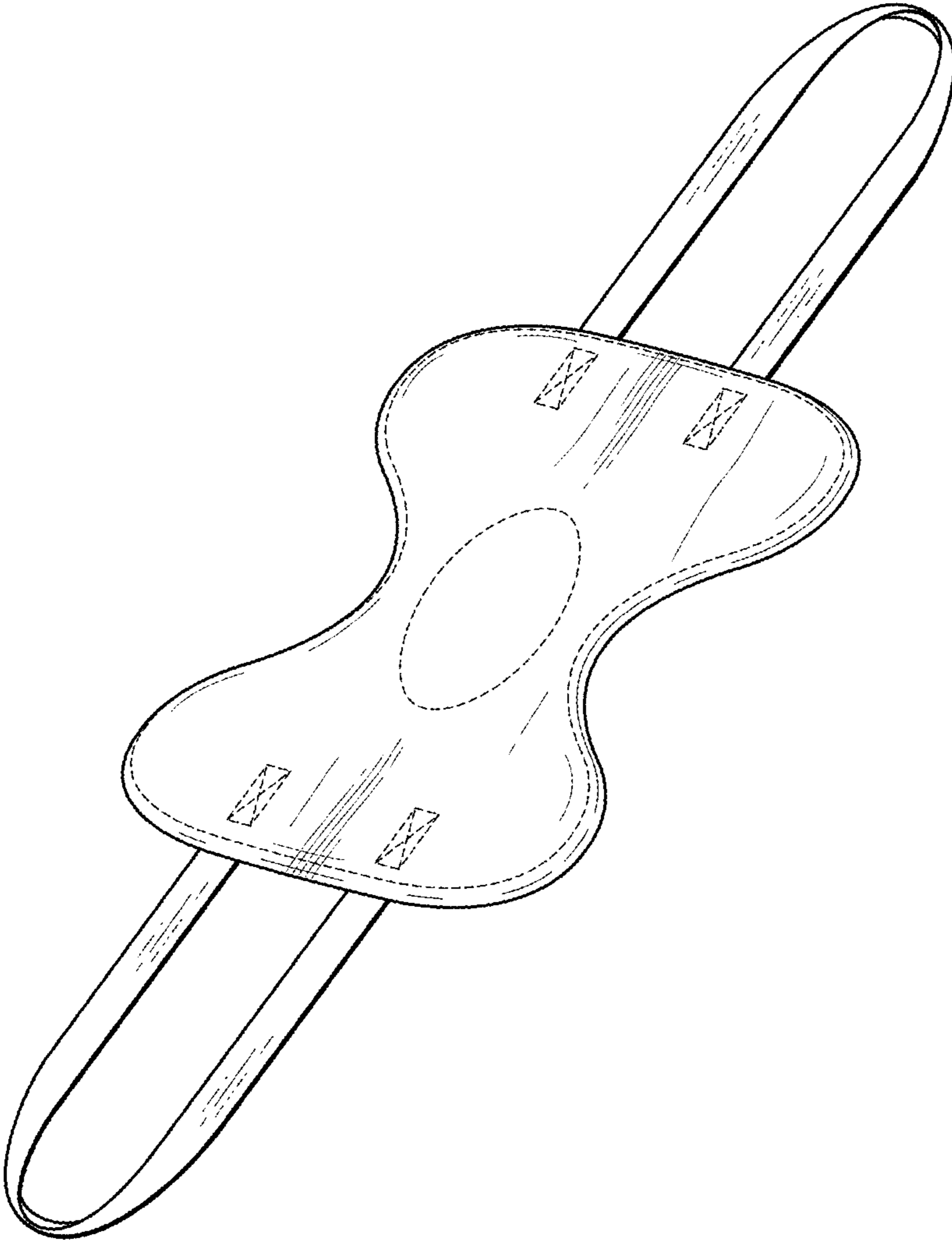


FIG. 2



FIG. 3



FIG. 4

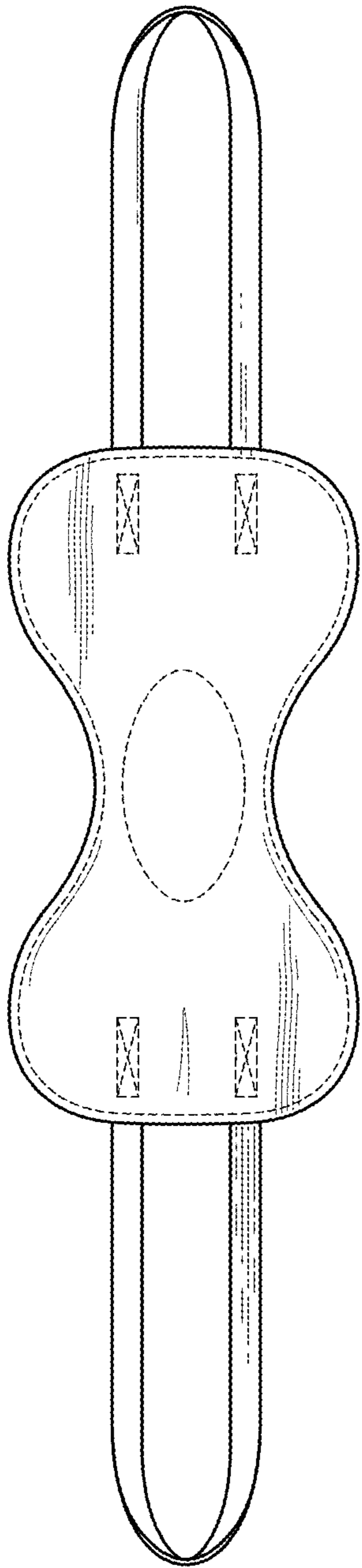


FIG. 5

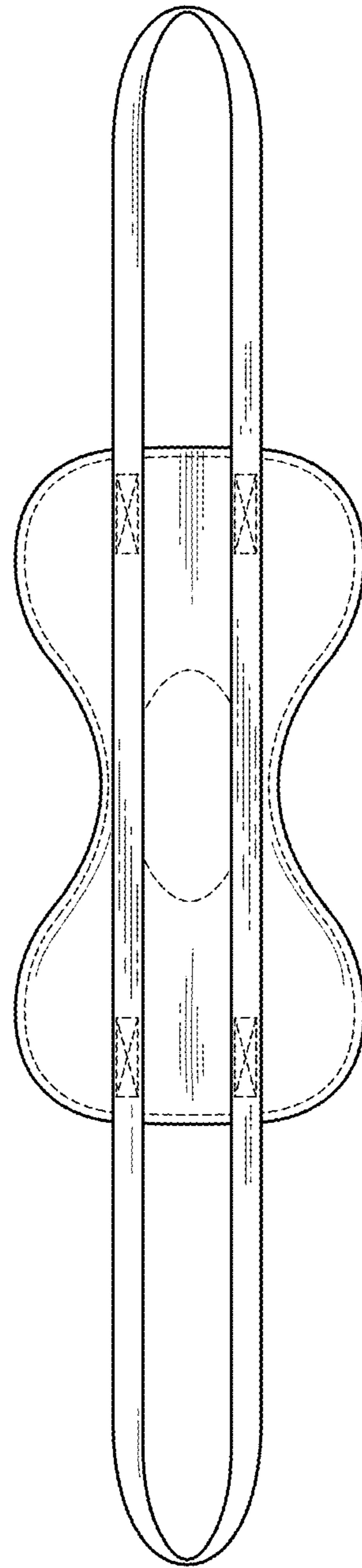


FIG. 6