



US00D750331S

(12) **United States Design Patent**
Landry

(10) **Patent No.:** **US D750,331 S**

(45) **Date of Patent:** **** Feb. 23, 2016**

(54) **PET HARNESS**

(71) Applicant: **Courtney Landry**, St. Petersburg, FL
(US)

(72) Inventor: **Courtney Landry**, St. Petersburg, FL
(US)

(**) Term: **14 Years**

(21) Appl. No.: **29/510,971**

(22) Filed: **Dec. 4, 2014**

(51) **LOC (10) Cl.** **30-04**

(52) **U.S. Cl.**
USPC **D30/152; D30/151; D30/144**

(58) **Field of Classification Search**
USPC D30/144, 151, 152, 199; D3/217, 231;
D29/101.1, 101.3, 101.5; D24/190;
119/174, 702, 712, 725, 758, 769, 792,
119/802, 850, 856, 858, 863, 865, 907;
224/42.11, 241, 505, 582; 54/38.1
CPC . A01K 27/002; A01K 27/004; A01K 27/005;
A01K 27/006
See application file for complete search history.

(56) **References Cited**

U.S. PATENT DOCUMENTS

5,193,486	A *	3/1993	Kitchens	A01K 1/0263
					119/712
5,531,187	A *	7/1996	Ward	A01K 1/0263
					119/856
5,823,594	A *	10/1998	Hayes	A45F 5/00
					224/250
D453,594	S *	2/2002	Ishihara	D30/152
6,431,123	B1 *	8/2002	Hibbert	A01K 13/006
					119/728
6,631,697	B1 *	10/2003	Solze	A01K 1/0263
					119/728
D510,160	S *	9/2005	Rominger	D30/199
D638,546	S *	5/2011	Janzon	D24/190
2005/0005875	A1 *	1/2005	Suggs	A01K 13/001
					119/728

2005/0229869	A1 *	10/2005	Leo	A01K 13/006
					119/850
2005/0263102	A1 *	12/2005	Sherman	A01K 1/0263
					119/792
2006/0156997	A1 *	7/2006	Moore	A01K 27/002
					119/792
2007/0193532	A1 *	8/2007	Shelton	A01K 13/006
					119/850

OTHER PUBLICATIONS

“Tripawds Blog Posts: Zuport Your Tripawd”. Found online Oct. 20, 2015 at tripawds9.rssing.com. Page dated Apr. 10, 2013. Retrieved from http://tripawds9.rssing.com/chan-7302473/all_p8.html.
“ComfortLift Carrier”. Found online Oct. 20, 2015 at drsfostersmith.com. Page dated Jan. 21, 2011. Retrieved from http://www.drsfostersmith.com/product/prod_display.cfm?pcatid=8082.

(Continued)

Primary Examiner — Robert M Spear
Assistant Examiner — Kendra L Hamilton
(74) *Attorney, Agent, or Firm* — QuickPatents, LLC; Kevin Prince

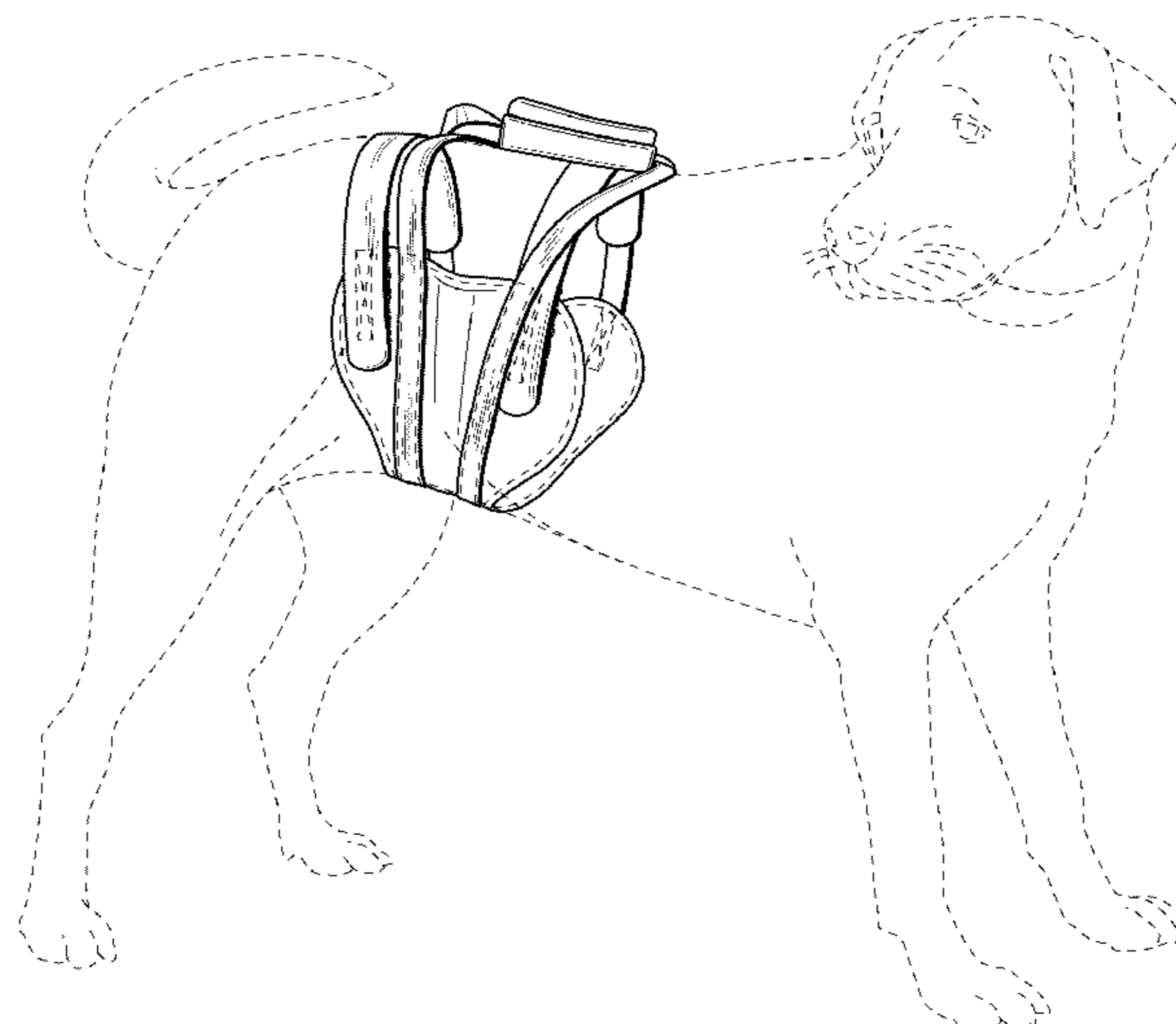
(57) **CLAIM**

I claim the ornamental design for a pet harness, as shown and described.

DESCRIPTION

FIG. 1 is a perspective view of a pet harness, showing a first embodiment of my new design in a fitted configuration; FIG. 2 is a perspective view of the design of FIG. 1, illustrated in a flat configuration; FIG. 3 is a left-side elevational view of the design of FIG. 2; FIG. 4 is a right-side elevational view of the design of FIG. 2; FIG. 5 is a front elevational view of the design of FIG. 2; FIG. 6 is a rear elevational view of the design of FIG. 2; FIG. 7 is a top plan view of the design of FIG. 2; and, FIG. 8 is a bottom plan view of the design of FIG. 2. The broken lines showing a pet in FIG. 1 depict environmental matter and form no part of the claimed design. The broken lines on the pet harness depict stitching that forms part of the claimed design.

1 Claim, 4 Drawing Sheets



(56)

References Cited

OTHER PUBLICATIONS

“Outward Hound PupBoost Lift Harness”. Found online Oct. 20, 2015 at amazon.com. Page dated Jul. 28, 2012. Retrieved from http://www.amazon.com/Outward-Hound-21005-PupBoost-Harness/dp/B0081XICKS/ref=cm_cr_pr_product_top?ie=UTF8.*

“Walkabout Front Harness”. Found online Oct. 20, 2015 at K9carts.com. Page dated Jun. 17, 2013. Retrieved from <http://www.k9carts.com/walkabout-front-harness>.*

* cited by examiner

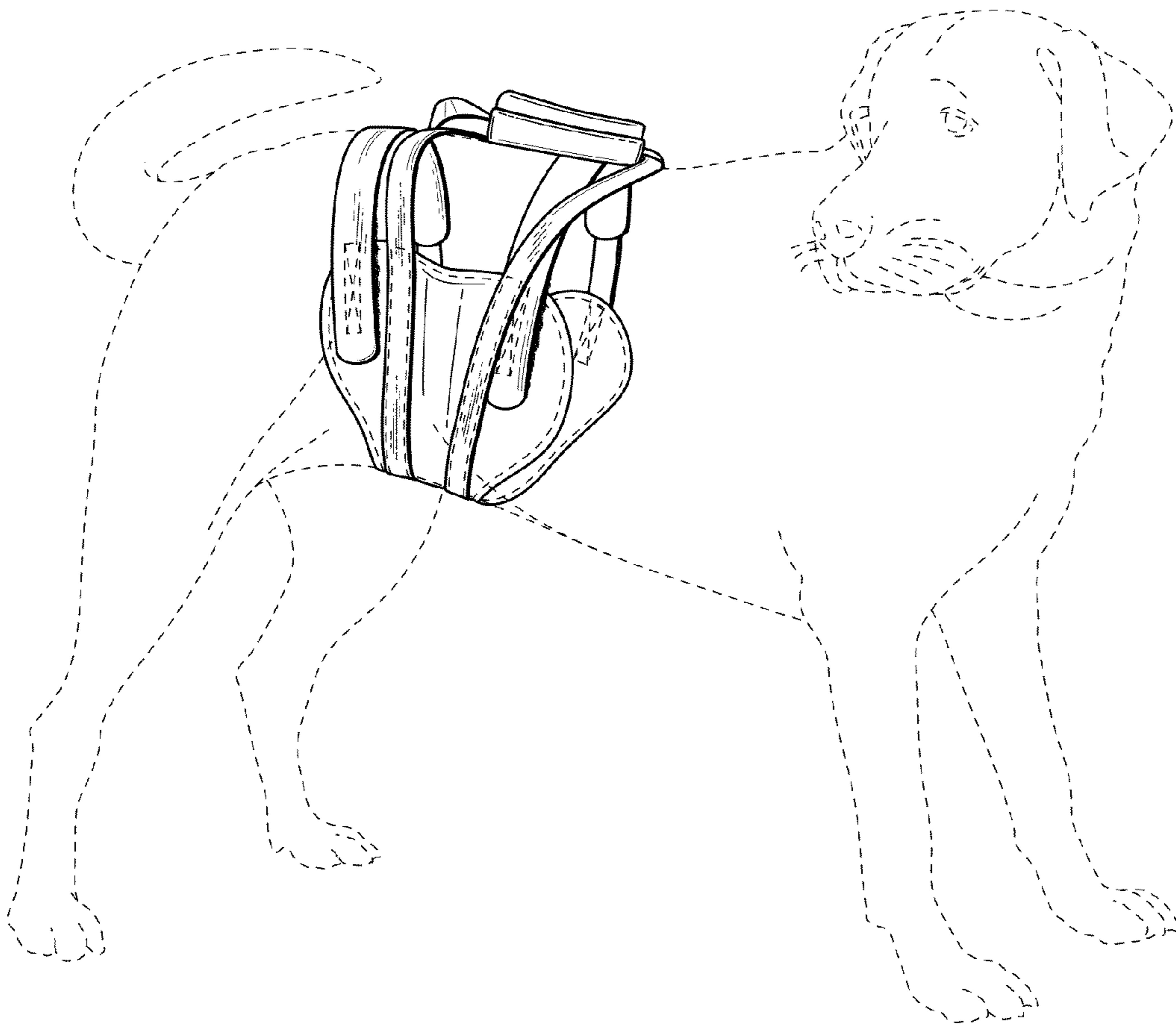


FIG. 1

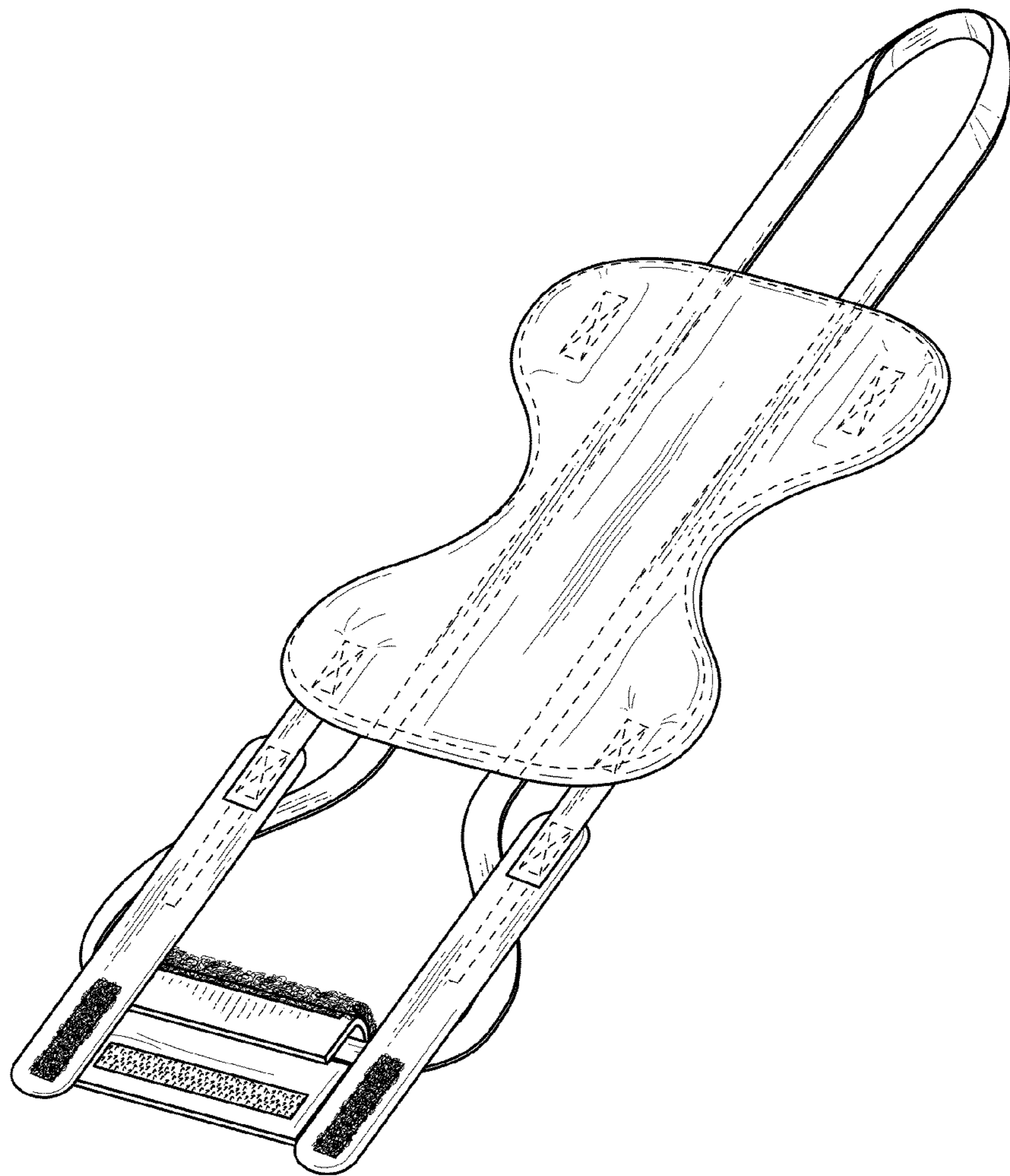


FIG. 2




FIG. 3



FIG. 4




FIG. 5

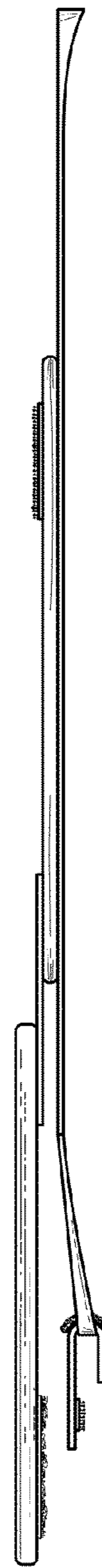


FIG. 6

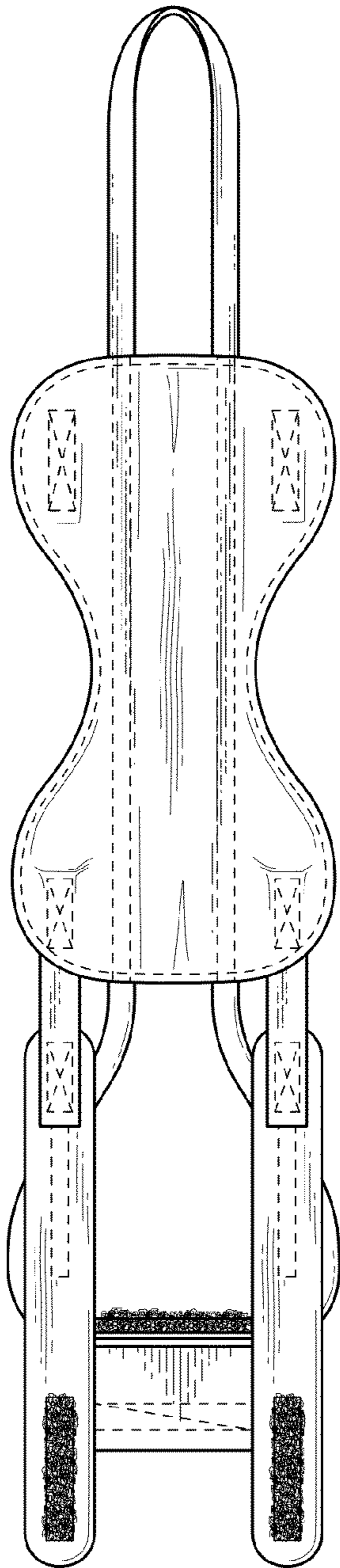


FIG. 7

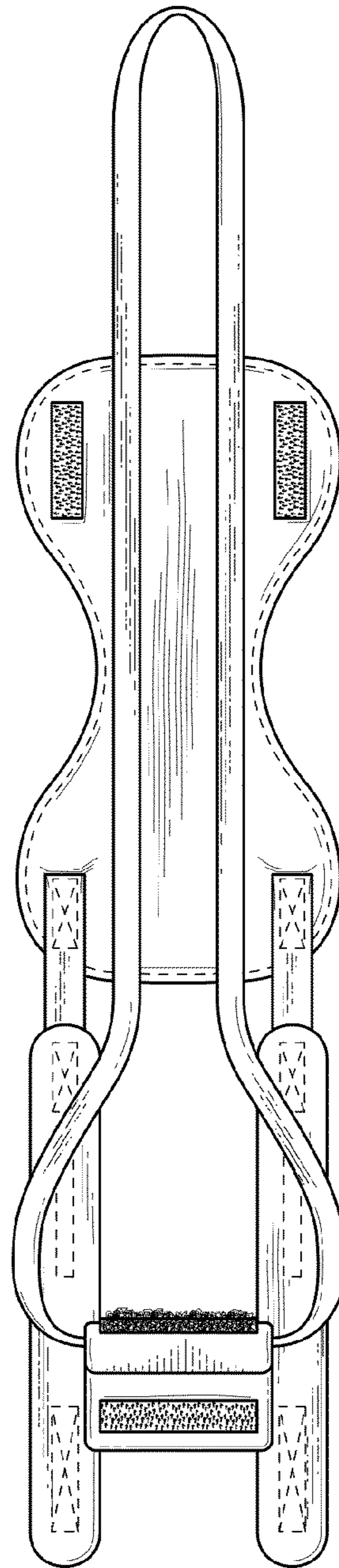


FIG. 8