



US00D750310S

(12) **United States Design Patent**
Cole et al.

(10) **Patent No.:** **US D750,310 S**
(45) **Date of Patent:** **** Feb. 23, 2016**

- (54) **UV LAMP HOUSING**
- (71) Applicant: **UV Partners, Inc.**, Wyoming, MI (US)
- (72) Inventors: **Theodore John Cole**, Wyoming, MI (US); **William T. Oltman**, Grand Rapids, MI (US); **Bruce Sienkowski**, Grand Rapids, MI (US)
- (73) Assignee: **UV Partners, Inc.**, Wyoming, MI (US)
- (**) Term: **14 Years**
- (21) Appl. No.: **29/468,727**
- (22) Filed: **Oct. 2, 2013**
- (51) **LOC (10) Cl.** **26-99**
- (52) **U.S. Cl.**
USPC **D26/118**
- (58) **Field of Classification Search**
USPC D26/25–26, 28, 51, 55–57, 59–64, 66, D26/72–91, 93, 113, 118–120, 122, 138, D26/140–142; 362/145–148, 150–153, 362/153.1, 217.01, 217.02, 217.05–217.07, 362/217.1, 217.15, 218, 223, 241, 249, 362/249.02, 296.07, 296.08, 294, 299, 362/311.02, 362, 373, 600, 608, 609, 640, 362/641; D11/142, 143, 144, 155; D32/31, D32/32
CPC G02F 1/133615; F21Y 2105/00; F21V 15/01; G09F 13/18
See application file for complete search history.

- D457,667 S * 5/2002 Piepgras et al. D26/26
- D475,154 S * 5/2003 Binsukor D26/72
- D483,511 S * 12/2003 Lay et al. D26/80
- 6,680,844 B2 1/2004 Kim
- D487,527 S * 3/2004 Sieczkowski D26/76
- 6,797,966 B2 9/2004 Summers et al.
- D500,884 S * 1/2005 O'Rourke D26/138
- D506,279 S 6/2005 Sirichai et al.
- D524,956 S * 7/2006 Chan D26/26

(Continued)

FOREIGN PATENT DOCUMENTS

- GB 2 421 220 B 3/2008
- WO WO-2011/033263 A1 3/2011

(Continued)

OTHER PUBLICATIONS

Non-Final Office Action mailed Mar. 25, 2015, for U.S Appl. No. 14/044,448, filed Oct. 2, 2013, 10 pages.

Primary Examiner — Cynthia Ramirez
Assistant Examiner — Llorellys Martinez-Rivera
(74) *Attorney, Agent, or Firm* — Morrison & Foerster LLP

(57) **CLAIM**

The ornamental design for a UV lamp housing, as shown and described.

DESCRIPTION

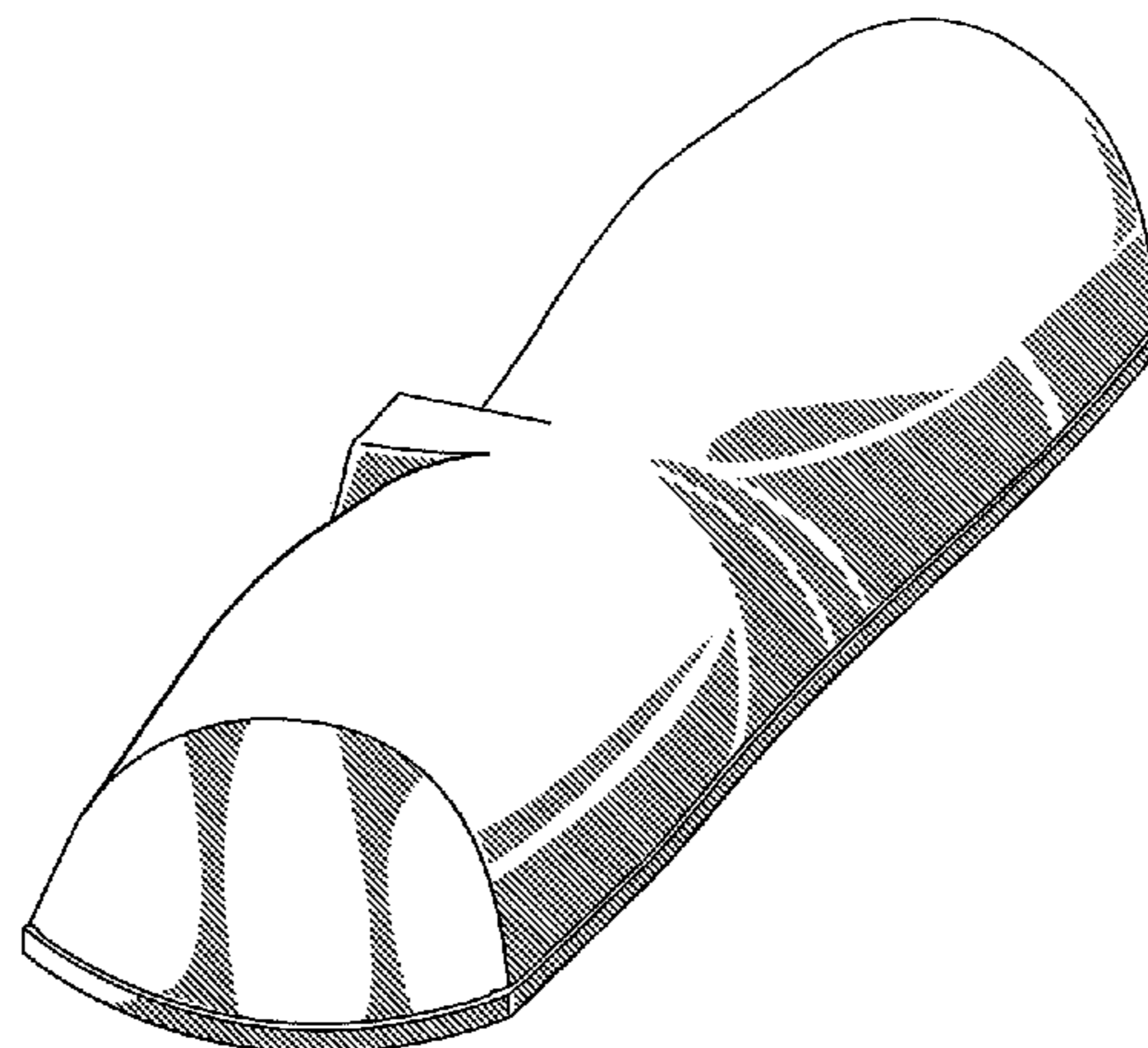
FIG. 1 is a front perspective view of a UV lamp housing showing our new design;
FIG. 2 is a front view thereof;
FIG. 3 is a left end view thereof;
FIG. 4 is a right end view thereof;
FIG. 5 is a rear view thereof;
FIG. 6 is a top view thereof; and,
FIG. 7 is a bottom view thereof.
The broken lines in the drawings illustrate portions of the UV lamp housing that form no part of the claimed design.

1 Claim, 3 Drawing Sheets

(56) **References Cited**

U.S. PATENT DOCUMENTS

- D133,214 S * 7/1942 Ohm D26/76
- D148,191 S * 12/1947 Schuler et al. D26/76
- 3,698,780 A 10/1972 Collins et al.
- 4,710,634 A 12/1987 Brookes
- 5,379,201 A 1/1995 Friedman
- D425,273 S * 5/2000 Stephens et al. D32/32
- 6,371,424 B1 4/2002 Shaw



(56)

References Cited

U.S. PATENT DOCUMENTS

7,077,372 B2 7/2006 Moran
 D544,627 S * 6/2007 Quintal D26/76
 7,261,264 B2 8/2007 Moran
 D630,364 S * 1/2011 Schmitt et al. D26/72
 D662,250 S * 6/2012 Wauters D26/85
 D669,204 S * 10/2012 Snell et al. D26/76
 D671,254 S * 11/2012 Miyatake et al. D26/75
 D686,772 S * 7/2013 Waltz et al. D26/118
 8,479,900 B2 7/2013 Scicluna
 D694,448 S * 11/2013 Li D26/62
 8,581,522 B2 11/2013 Inskeep
 D712,104 S * 8/2014 Stickney et al. D32/32
 D720,876 S * 1/2015 Haverfield D26/85
 2002/0190171 A1 12/2002 Stock
 2006/0158353 A1 7/2006 Tseng

2006/0188389 A1 8/2006 Levy
 2008/0002049 A1 1/2008 Saito
 2008/0199354 A1 8/2008 Gordon
 2009/0140891 A1 6/2009 Ragusa et al.
 2009/0314308 A1 12/2009 Kim et al.
 2010/0104471 A1 4/2010 Harmon et al.
 2012/0112100 A1 5/2012 Lo
 2012/0227211 A1* 9/2012 Hwang et al. 15/415.1
 2013/0062534 A1 3/2013 Cole
 2015/0090903 A1 4/2015 Cole
 2015/0090904 A1 4/2015 Cole

FOREIGN PATENT DOCUMENTS

WO WO-2011/143265 A2 11/2011
 WO WO-2011/143265 A3 11/2011
 WO WO-2014/044008 A1 3/2014

* cited by examiner

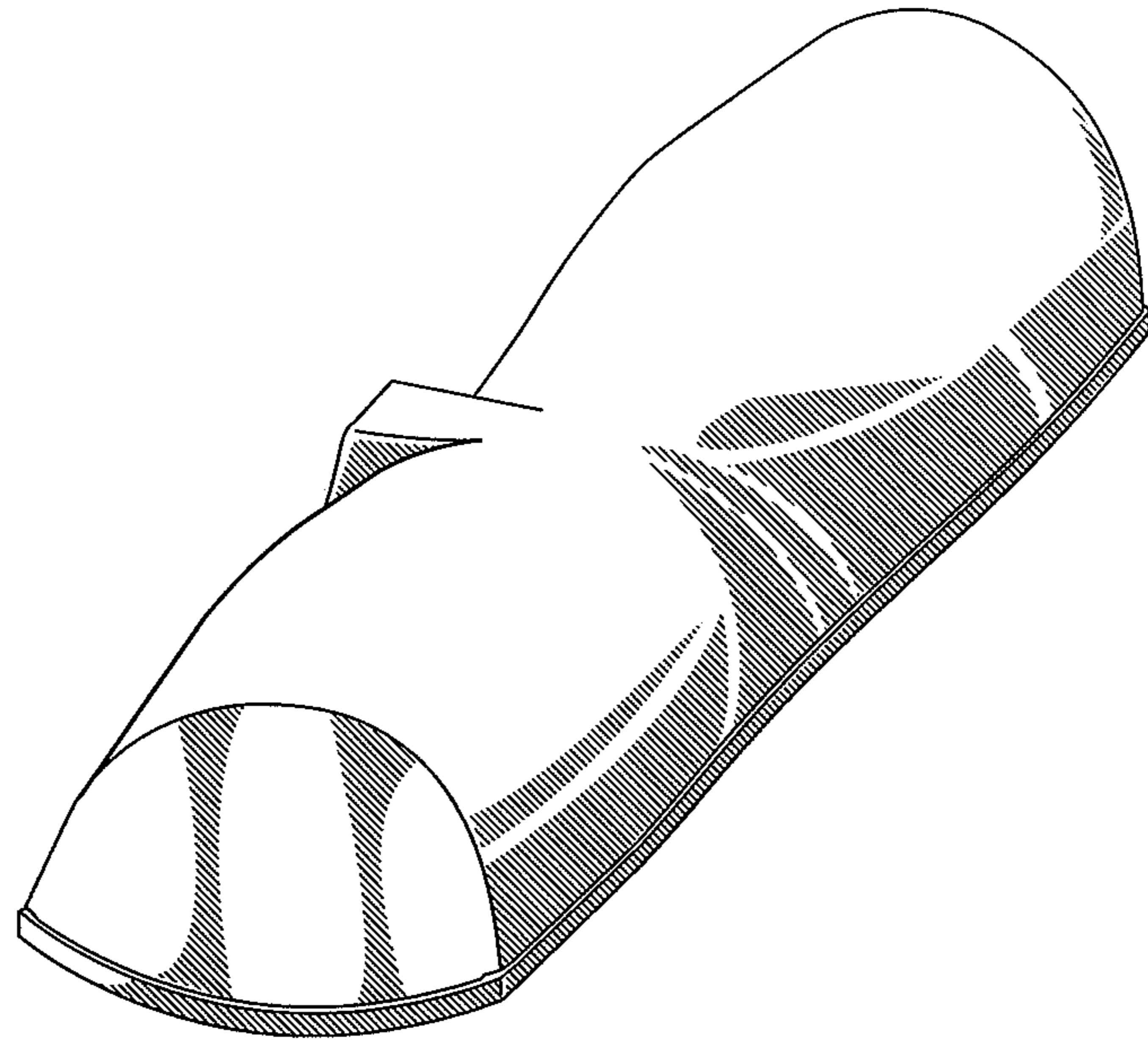


FIG. 1

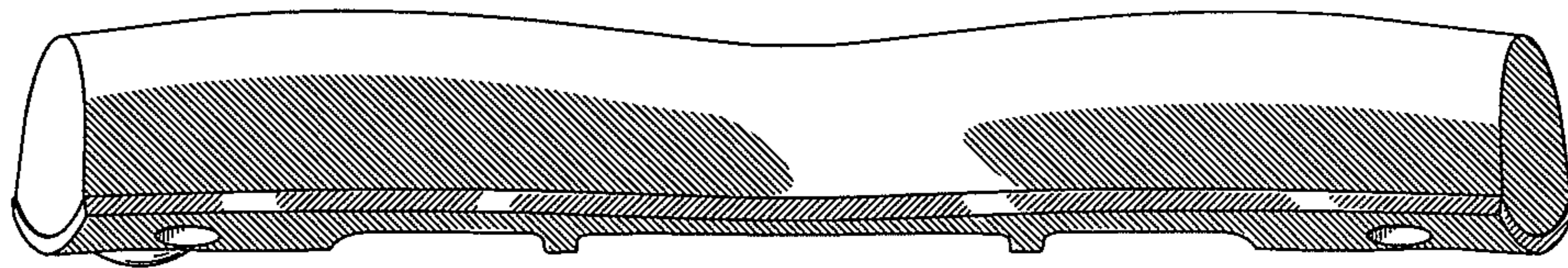


FIG. 2

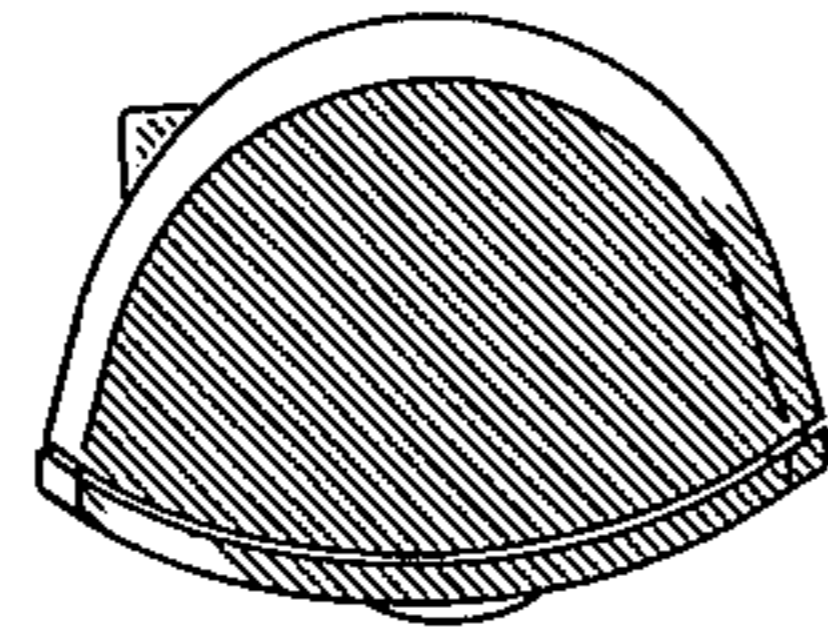


FIG. 3

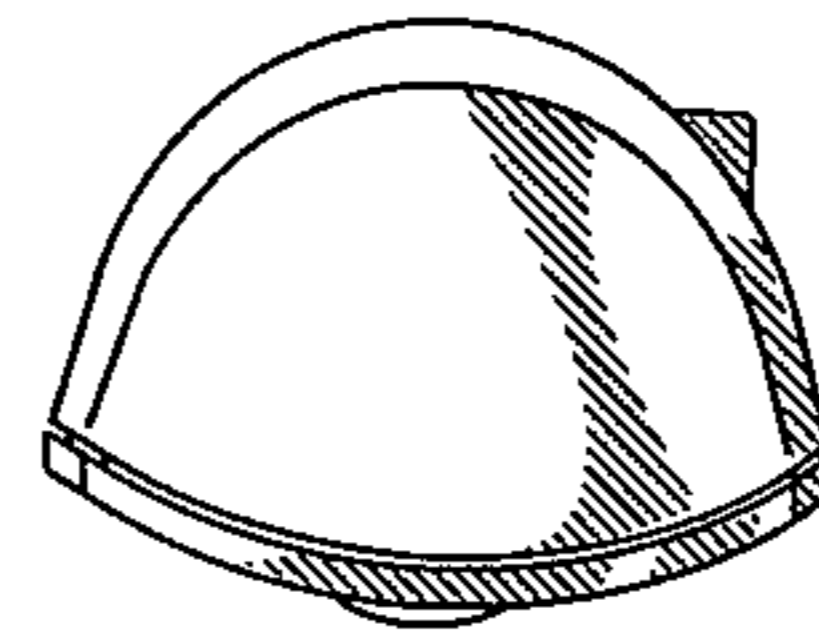


FIG. 4

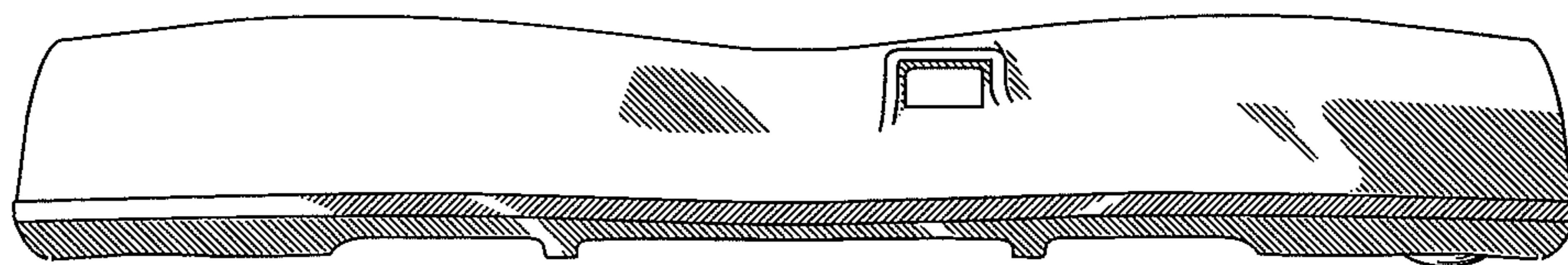


FIG. 5




FIG. 6

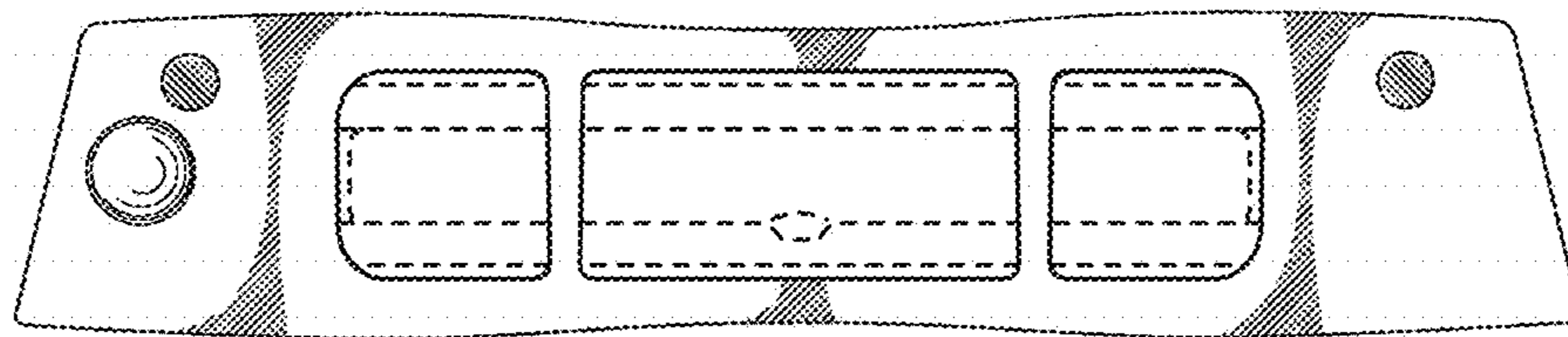


FIG. 7