



US00D750306S

(12) **United States Design Patent**
Windom et al.

(10) **Patent No.:** **US D750,306 S**

(45) **Date of Patent:** **** Feb. 23, 2016**

(54) **FLASHLIGHT**

(71) Applicant: **Coast Cutlery Company**, Portland, OR (US)

(72) Inventors: **Gregory David Windom**, Portland, OR (US); **David C. Brands**, Portland, OR (US); **David Dohna Lewin**, Portland, OR (US)

(73) Assignee: **Coast Cutlery Co.**, Portland, OR (US)

(**) Term: **14 Years**

(21) Appl. No.: **29/441,632**

(22) Filed: **Jan. 8, 2013**

(51) **LOC (10) Cl.** **26-02**

(52) **U.S. Cl.**
USPC **D26/49**

(58) **Field of Classification Search**
USPC D26/46, 49, 51, 37; 362/157, 158, 183, 362/184, 194–196, 200–208, 253
CPC F21V 33/00; F21V 14/025; F21V 21/406; F21Y 2101/02; F21L 17/00; F21L 13/08
See application file for complete search history.

(56) **References Cited**

U.S. PATENT DOCUMENTS

D481,147 S	*	10/2003	Yang	D26/49
D512,525 S	*	12/2005	Yang	D26/49
D513,642 S	*	1/2006	Zhang	D26/49
D564,116 S	*	3/2008	Linardos	D26/49
D577,452 S	*	9/2008	Shiu	D26/49
D579,595 S	*	10/2008	Shiu	D26/49
D582,592 S	*	12/2008	Opolka	D26/49
D583,087 S	*	12/2008	Opolka	D26/49
D604,437 S	*	11/2009	Yang	D26/49
D608,481 S	*	1/2010	Yang	D26/49

D629,544 S	*	12/2010	Deguglimo et al.	D26/49
D629,941 S	*	12/2010	Robinson	D26/49
D639,476 S	*	6/2011	Robinson	D26/49
D641,901 S	*	7/2011	Opolka	D26/49
D645,592 S	*	9/2011	Brands	D26/49
D675,357 S	*	1/2013	Shi	D26/49
D683,877 S	*	6/2013	Brands	D26/49
D685,940 S	*	7/2013	Lee	D26/49
D698,961 S	*	2/2014	Dalton	D26/49
D701,340 S	*	3/2014	Opolka	D26/49
D704,368 S	*	5/2014	Opolka	D26/49
D706,476 S	*	6/2014	Lee	D26/49
D732,722 S	*	6/2015	Kunzendorf	D26/49

* cited by examiner

Primary Examiner — Ian Simmons

Assistant Examiner — Carissa C Fitts

(74) *Attorney, Agent, or Firm* — Schwabe Williamson & Wyatt

(57) **CLAIM**

We claim an ornamental design for a flashlight, as shown and described.

DESCRIPTION

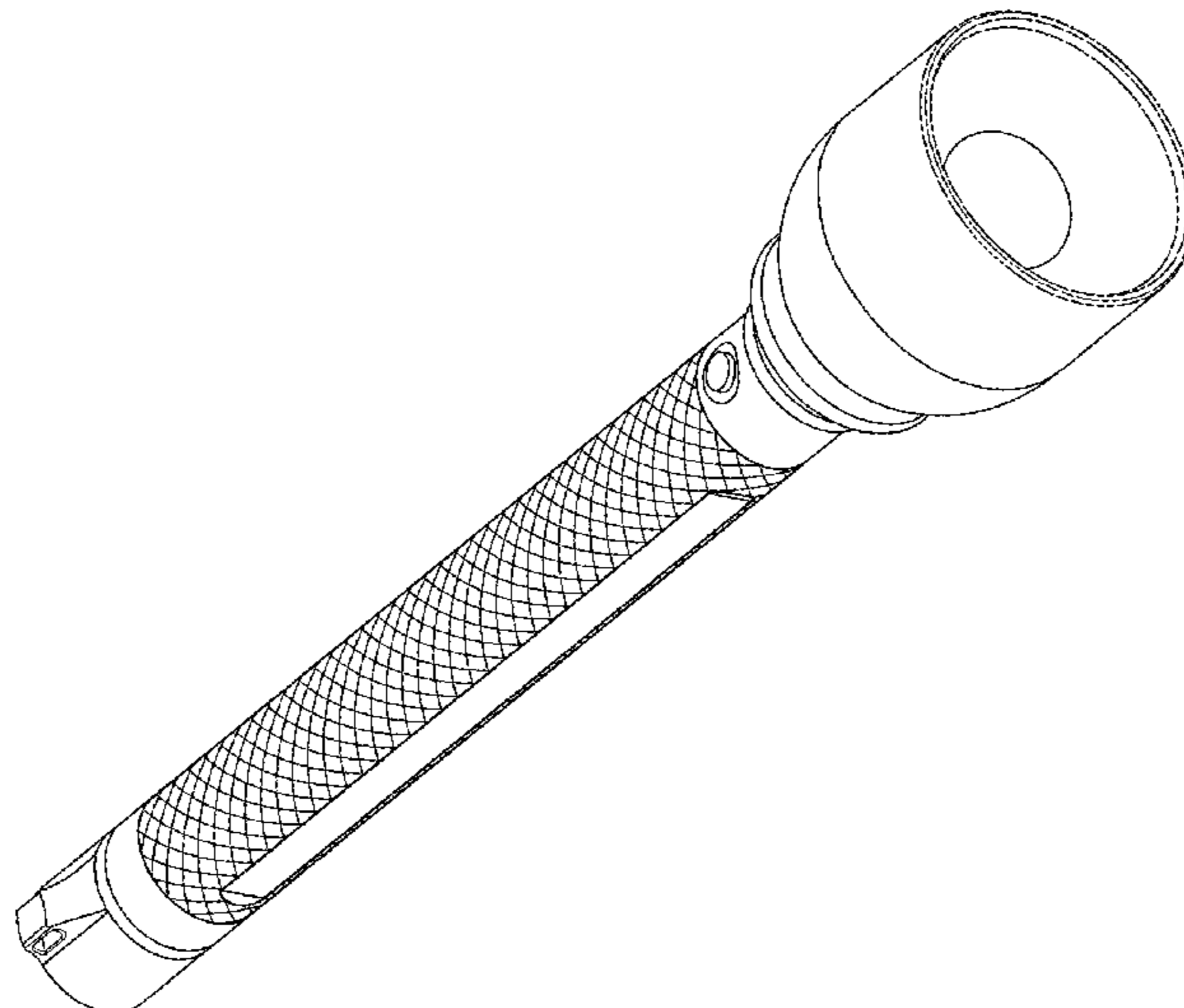
FIG. 1 is a perspective view of an embodiment of the flashlight;
FIG. 2 is a left side view of the flashlight illustrated in FIG. 1;
FIG. 3 is a bottom view of the flashlight illustrated in FIG. 1;
FIG. 4 is a top view of the flashlight illustrated in FIG. 1;
FIG. 5 is a right side view of the flashlight illustrated in FIG. 1;

FIG. 6 is a front view of the flashlight illustrated in FIG. 1; and,

FIG. 7 is another right side view of the flashlight illustrated in FIG. 1.

The broken line showing represents unclaimed portions of the article and forms no part of the claimed design.

1 Claim, 7 Drawing Sheets



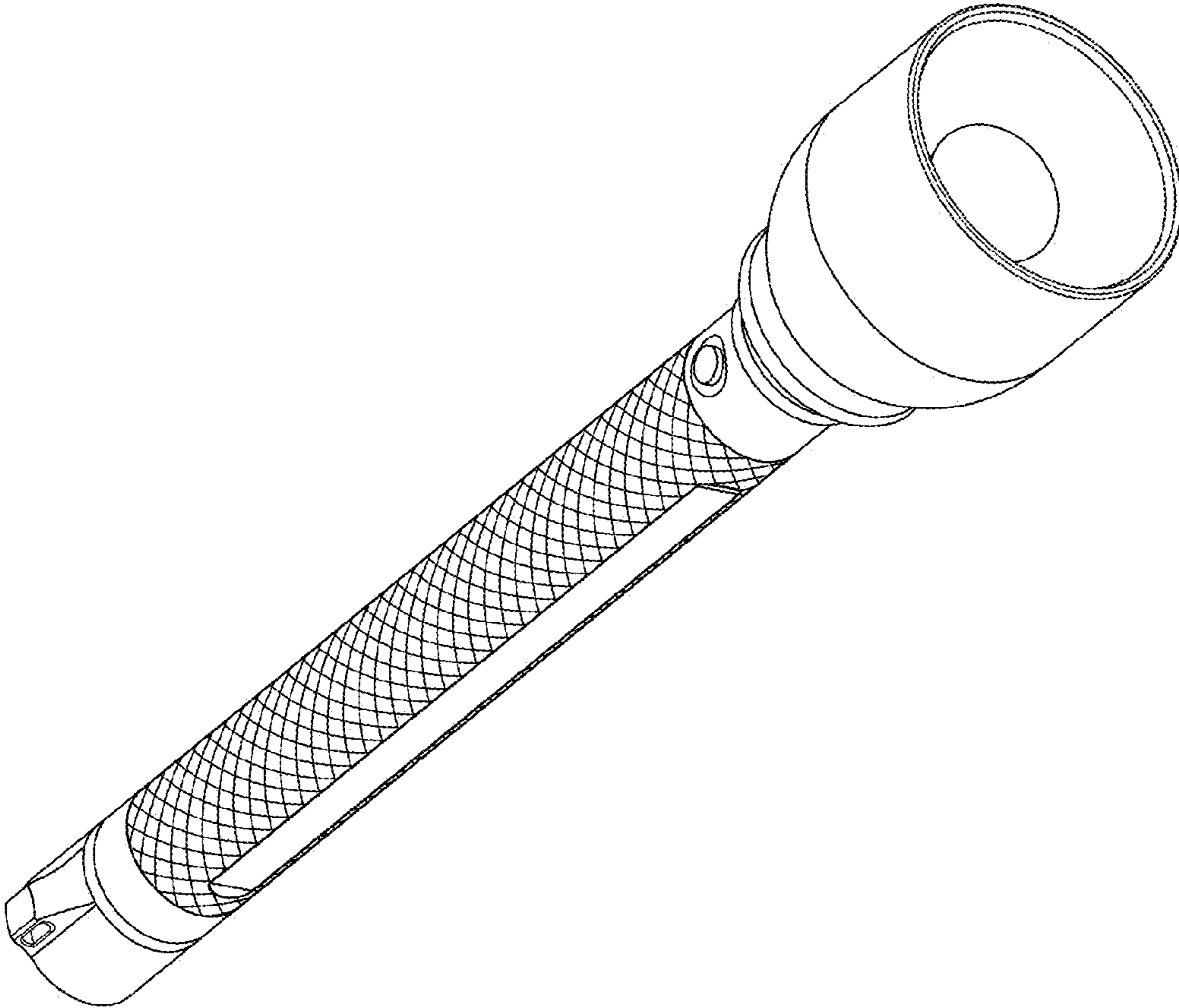


Fig. 1

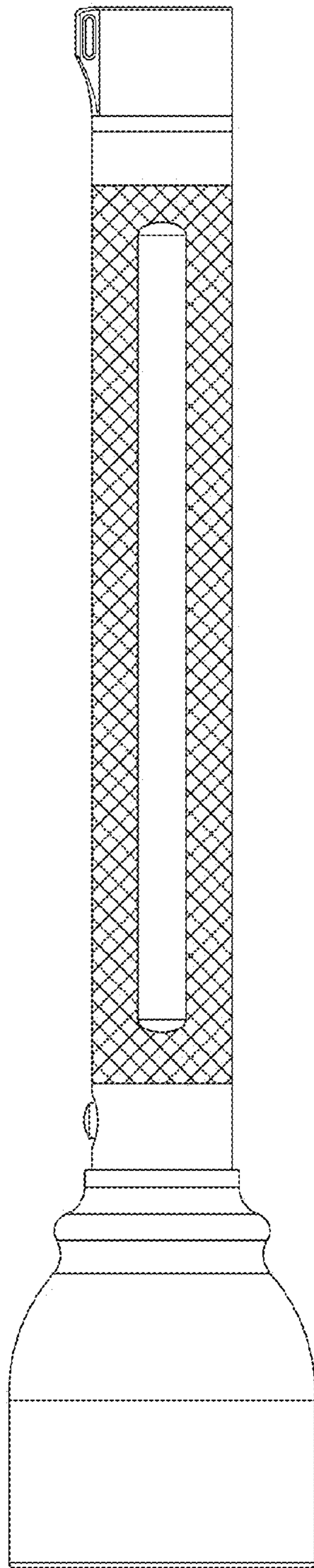


Fig. 2

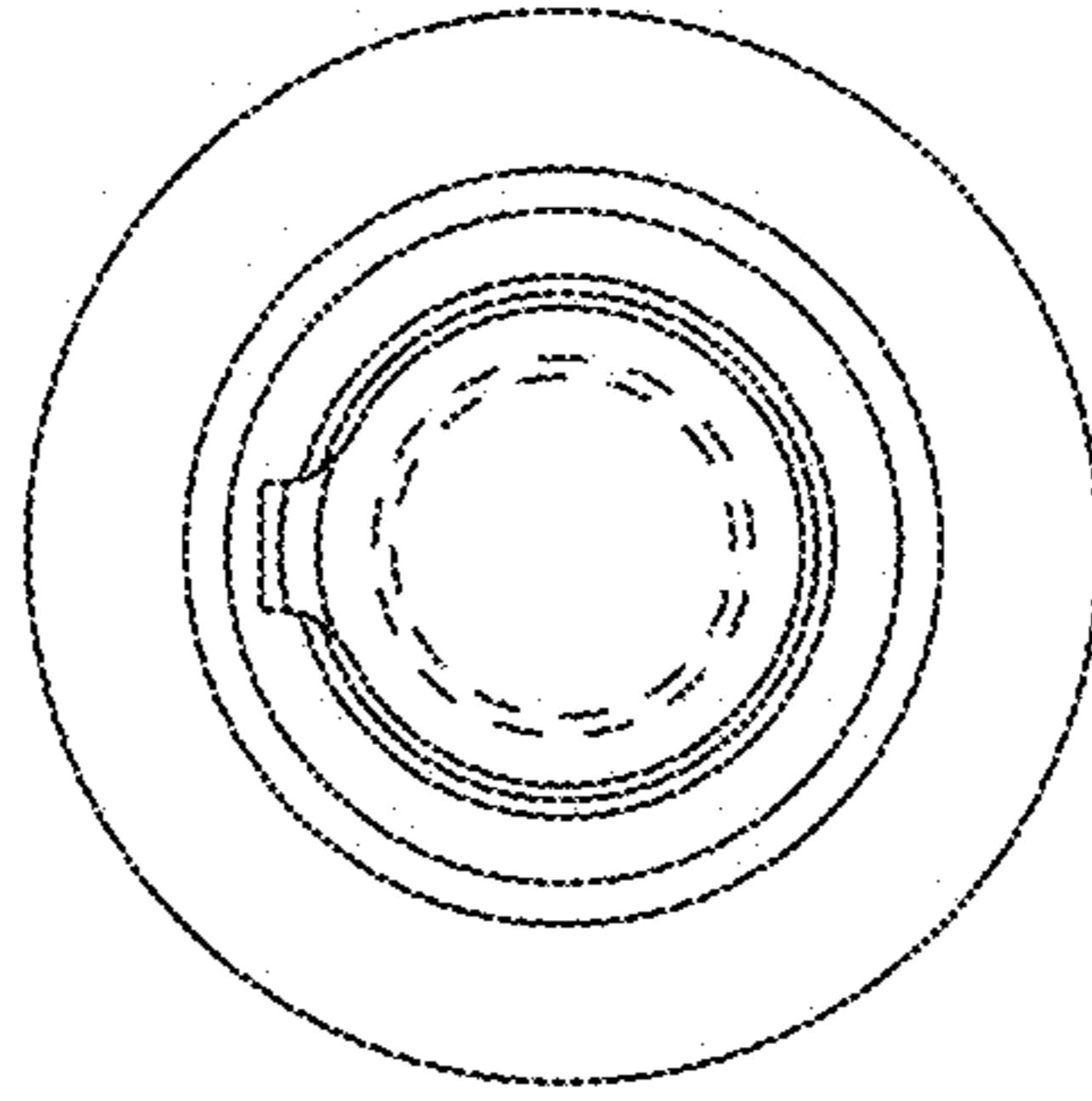


Fig. 3

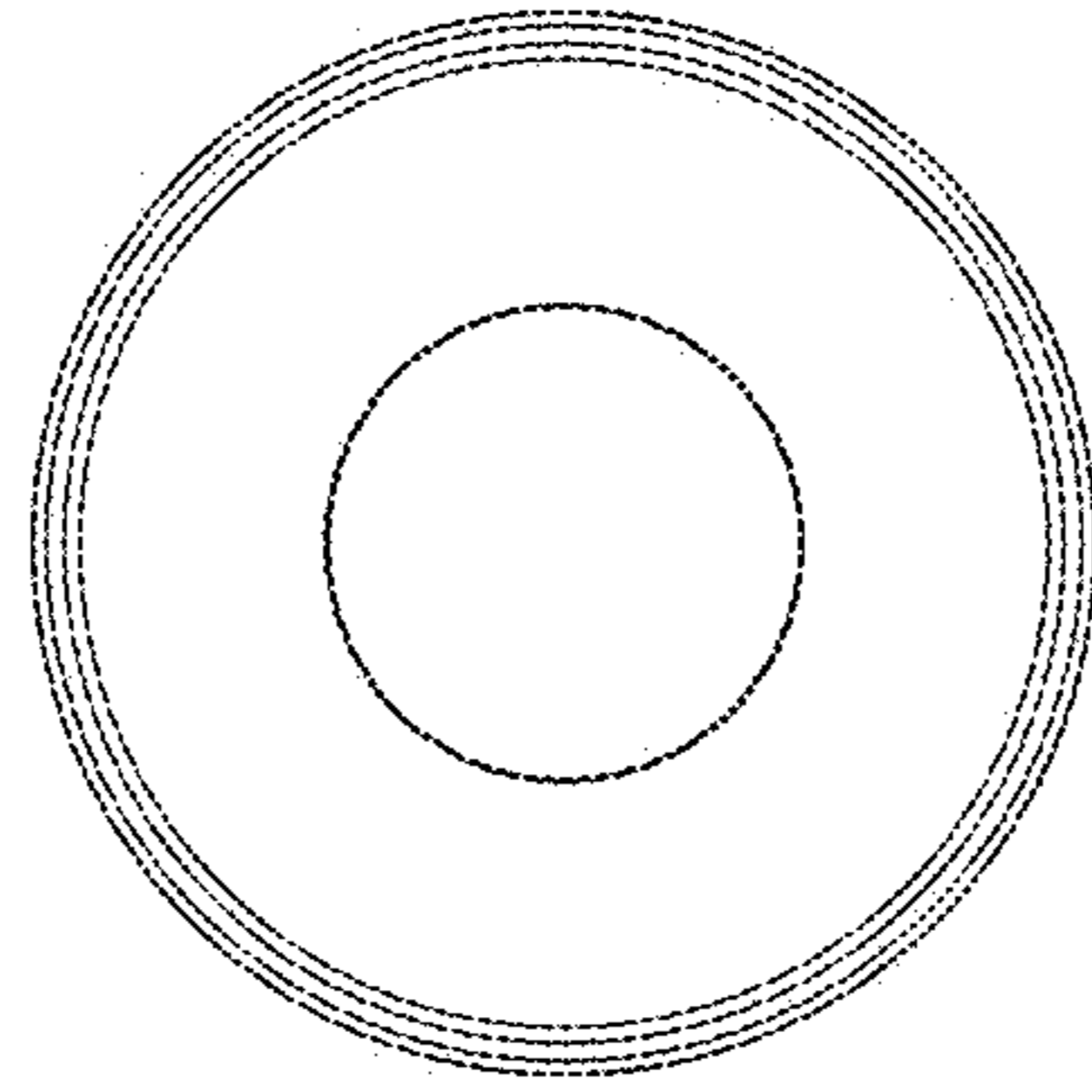


Fig. 4

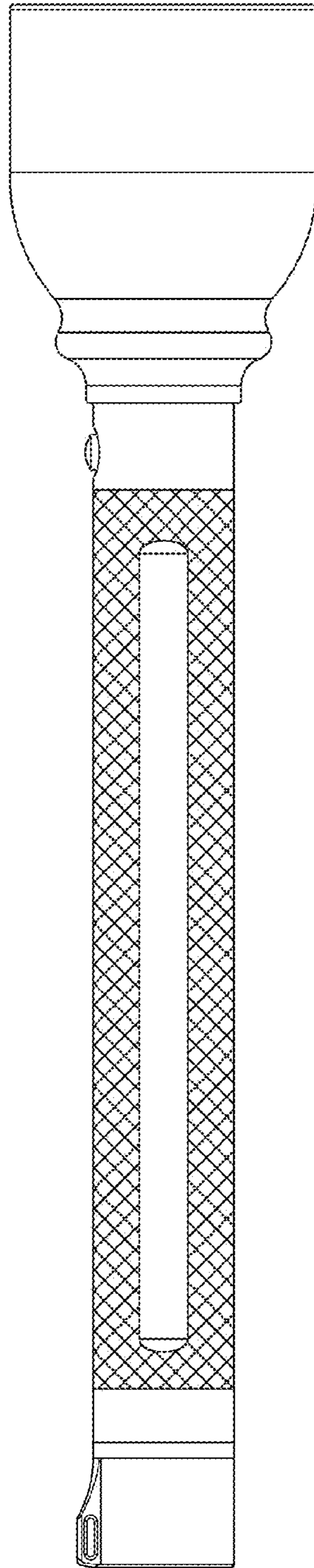


Fig. 5




Fig. 6

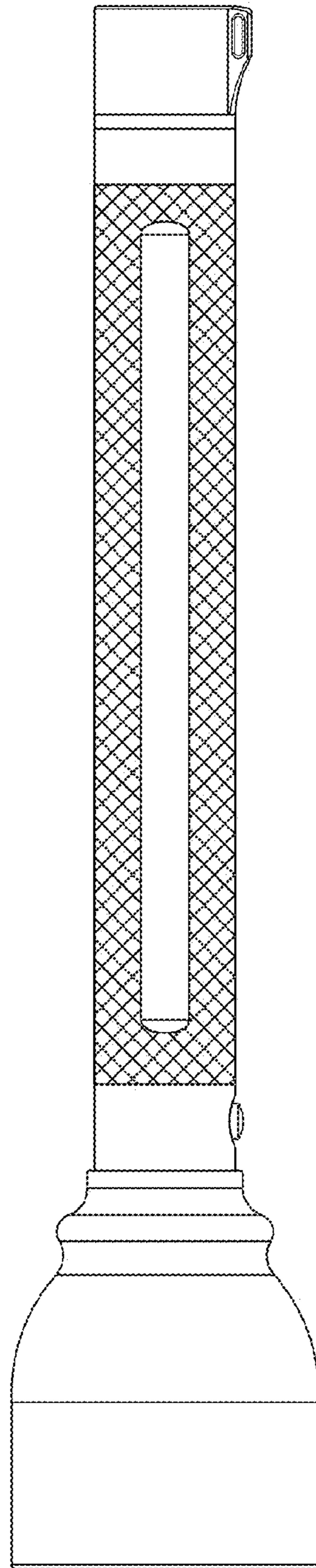


Fig. 7