

US00D750287S

(12) **United States Design Patent**
Cai et al.

(10) **Patent No.:** **US D750,287 S**

(45) **Date of Patent:** **** Feb. 23, 2016**

(54) **LIGHT BULB**

(56) **References Cited**

(71) Applicant: **NINGBO YUSING OPTOELECTRONIC TECHNOLOGY CO., LTD.**, Ningbo, Zhejiang (CN)

U.S. PATENT DOCUMENTS

D216,702	S	*	3/1970	Clough	D26/2
D675,755	S	*	2/2013	Yamamoto	D26/2
D688,395	S	*	8/2013	Bukkems	D26/2
D706,961	S	*	6/2014	Nasrullah	D26/2
D713,068	S	*	9/2014	Park	D26/2
D722,709	S	*	2/2015	Bosua	D26/2
9,115,854	B2	*	8/2015	Chiu	F21V 29/70
D741,519	S	*	10/2015	Wang	D26/2
D743,586	S	*	11/2015	Bosua	D26/2
9,175,814	B2	*	11/2015	Shida	F21K 9/1355

(72) Inventors: **Xiaoyu Cai**, Ningbo (CN); **Liang Zhang**, Ningbo (CN)

* cited by examiner

(73) Assignee: **NINGBO YUSING OPTOELECTRONIC TECHNOLOGY CO., LTD.**, Ningbo (CN)

Primary Examiner — Ian Simmons
Assistant Examiner — Harold Blackwell, II

(**) Term: **14 Years**

(57) **CLAIM**

(21) Appl. No.: **29/520,945**

The ornamental design for a light bulb, as shown and described.

(22) Filed: **Mar. 19, 2015**

DESCRIPTION

(30) **Foreign Application Priority Data**

Oct. 23, 2014 (CN) 2014 3 0404476

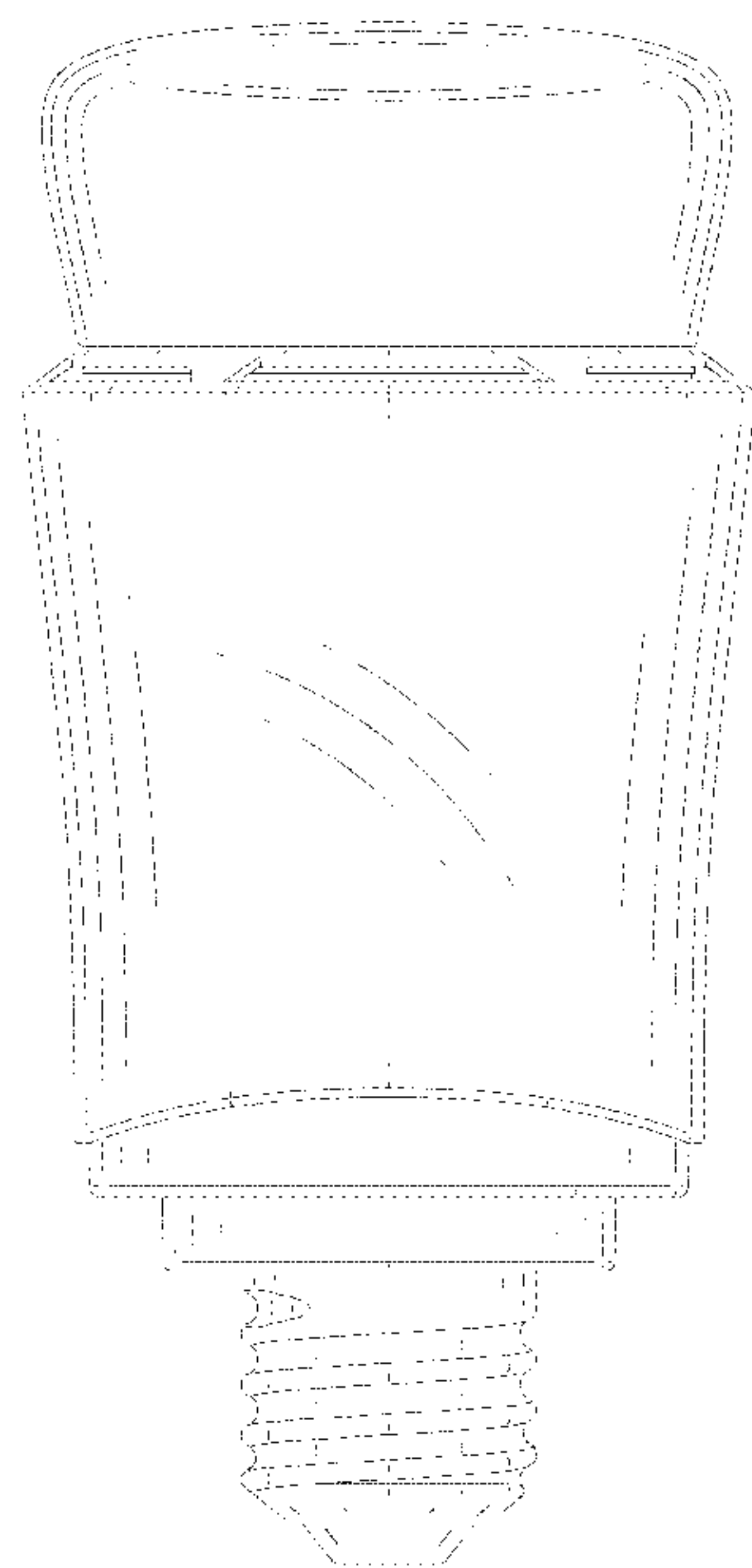
(51) **LOC (10) Cl.** **26-04**

(52) **U.S. Cl.**
USPC **D26/2**

(58) **Field of Classification Search**
USPC D26/1-4, 113, 118; 313/313, 315, 316, 313/317, 318, 493; 315/32, 46, 52, 53, 56, 315/57, 58; D13/179; 1/1
CPC F21K 9/135; F21K 9/1375; F21K 9/13
See application file for complete search history.

FIG. 1 is a front elevational view of a light bulb showing our new design;
FIG. 2 is a rear elevational view thereof;
FIG. 3 is a left side view thereof;
FIG. 4 is a right side view thereof;
FIG. 5 is a top plan view thereof;
FIG. 6 is a bottom plan view thereof;
FIG. 7 is a first perspective view thereof;
FIG. 8 is a second perspective view thereof;
FIG. 9 is a third perspective view thereof; and,
FIG. 10 is a fourth perspective view thereof.

1 Claim, 10 Drawing Sheets






FIG.1




FIG.2




FIG.3




FIG.4

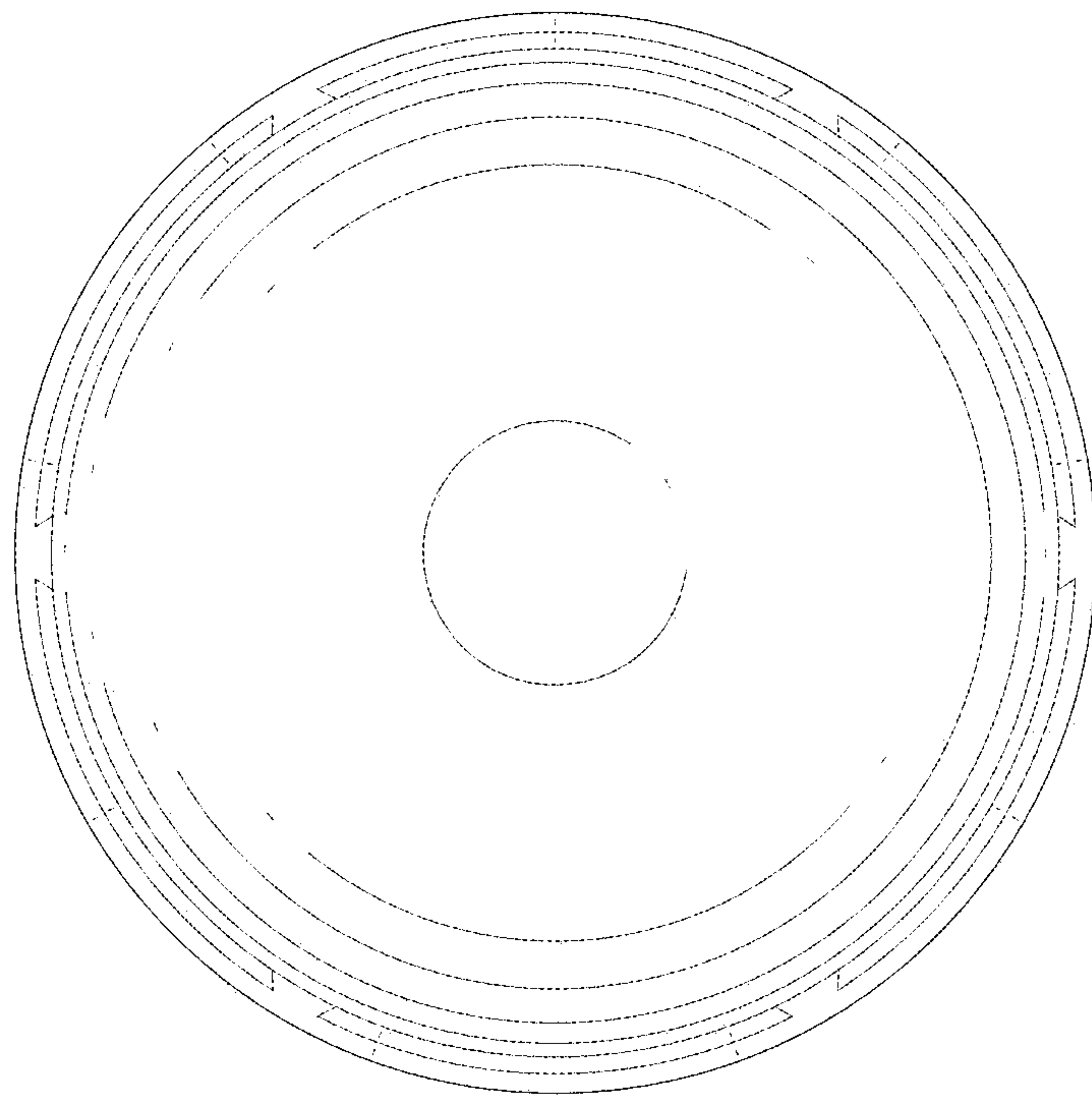


FIG.5

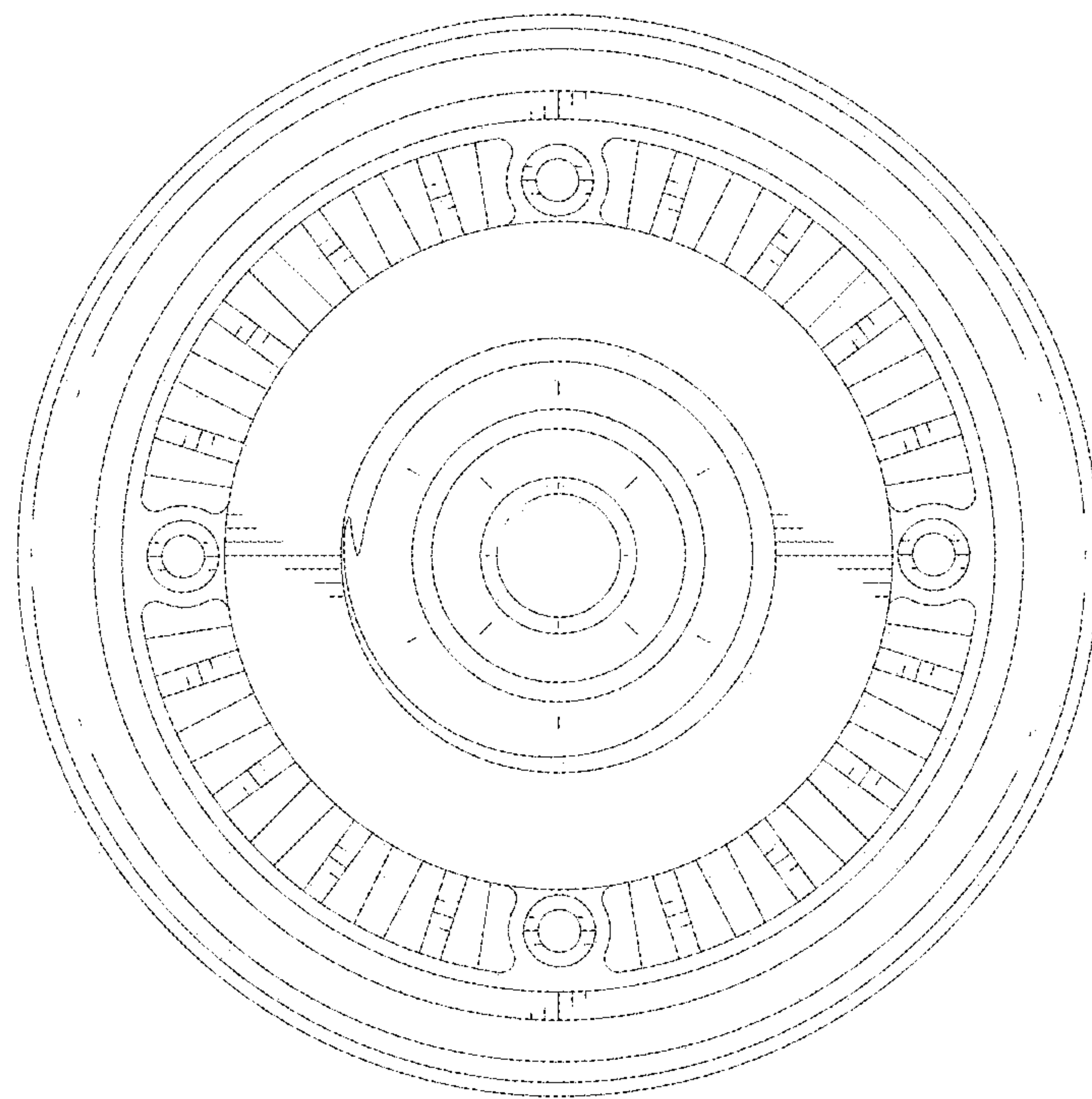


FIG.6

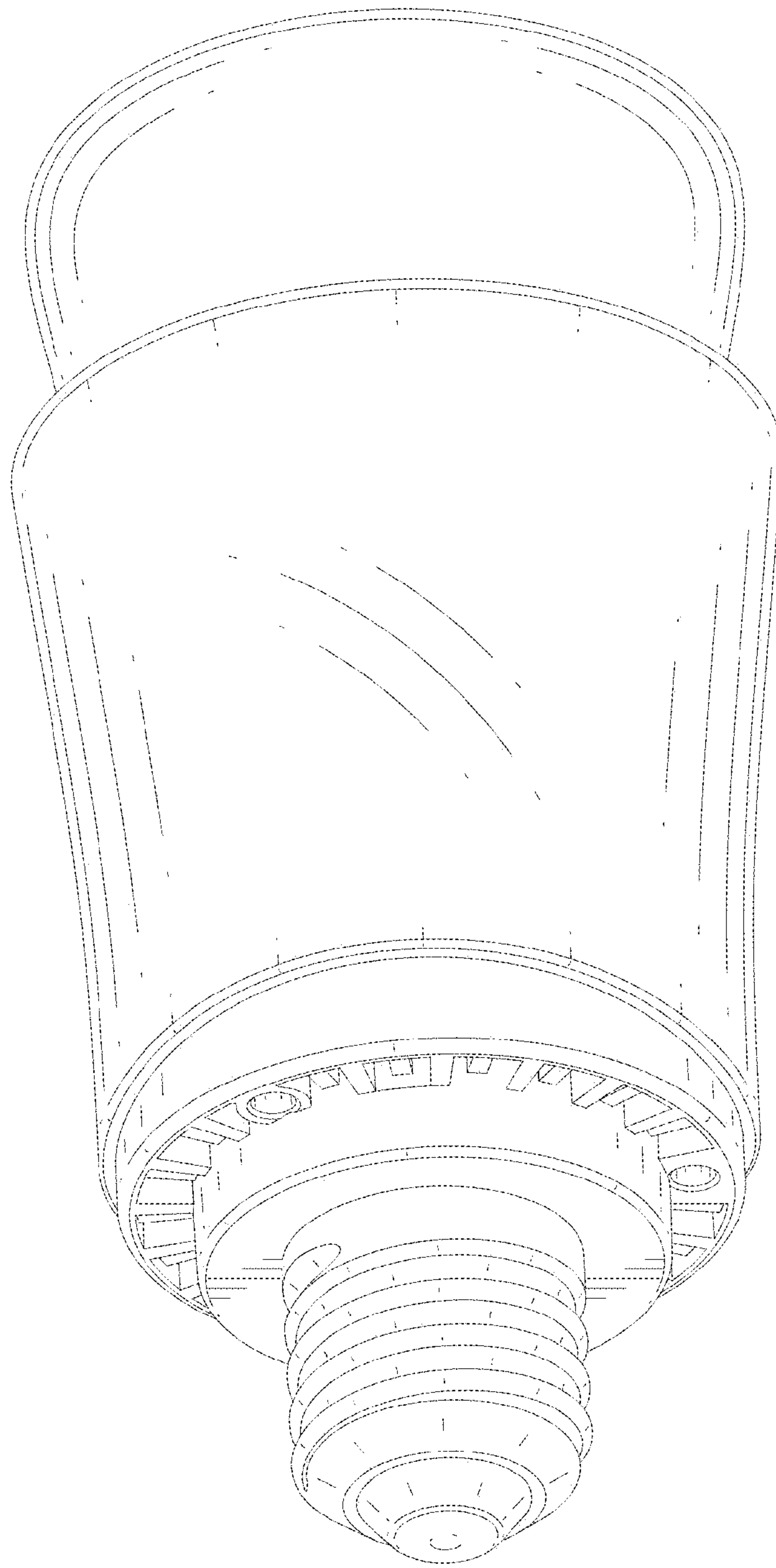


FIG.7




FIG. 8




FIG.9




FIG.10