



US00D750284S

(12) **United States Design Patent**
Dudik et al.

(10) **Patent No.:** **US D750,284 S**

(45) **Date of Patent:** **** Feb. 23, 2016**

(54) **LED LAMP**

(71) Applicant: **GE LIGHTING SOLUTIONS, LLC**,
East Cleveland, OH (US)

(72) Inventors: **David C. Dudik**, Shaker Heights, OH
(US); **Charles Leigh Huddleston**,
Cleveland, OH (US); **Benjamin Lee**
Yoder, Cleveland Heights, OH (US);
Anthony Michael Rotella, Cleveland
Heights, OH (US); **William Stewart**
Johnson, Cleveland Heights, OH (US)

(73) Assignee: **GE LIGHTING SOLUTIONS, LLC**,
East Cleveland, OH (US)

(**) Term: **14 Years**

(21) Appl. No.: **29/510,861**

(22) Filed: **Dec. 3, 2014**

(51) **LOC (10) Cl.** **26-04**

(52) **U.S. Cl.**
USPC **D26/2**

(58) **Field of Classification Search**
USPC D26/1-4; 313/313, 315, 316, 317, 318,
313/493; 315/52, 53, 56, 57, 58
CPC H01J 5/48; H01J 5/50; H01J 19/54;
F21V 5/00
See application file for complete search history.

(56) **References Cited**

U.S. PATENT DOCUMENTS

D542,943 S * 5/2007 Wang D26/2
D546,980 S * 7/2007 Lo D26/2

D549,854 S * 8/2007 Takahashi D26/2
D566,300 S * 4/2008 Lo D26/2
D582,578 S * 12/2008 Tsai D26/2
D593,223 S * 5/2009 Komar D26/2
D647,646 S * 10/2011 Tsung D26/2

* cited by examiner

Primary Examiner — Marcus Jackson

(74) *Attorney, Agent, or Firm* — GE Global Patent
Operation; Peter T. DiMauro


(57) **CLAIM**

We claim, the ornamental design for LED lamp, as shown and
described herein.

DESCRIPTION

FIG. 1 is a perspective view of the lamp.
FIG. 2 is a first side elevational view of the lamp showing a
light-transmissive side of the lamp.
FIG. 3 is a second side elevational view of the lamp, the view
from an opposite side of the second side being the same.
FIG. 4 is a third side elevational view of the lamp, which is an
opposite side of the lamp from the view of the first side shown
in FIG. 2.
FIG. 5 is a bottom view of the lamp; and,
FIG. 6 is a top plan view of the lamp.
Any broken lines on the drawings depict portions of the lamp
that form no part of the claimed design. Stippling lines shown
in the drawings are intended to represent contour, and are not
intended to indicate surface decoration. References to “side”,
“top”, and “bottom” in the figure descriptions are not meant to
require certain in-use orientation; a lamp according to the
claimed design may be used in any orientation.

1 Claim, 6 Drawing Sheets






FIG. 1




FIG. 2




FIG. 3




FIG. 4

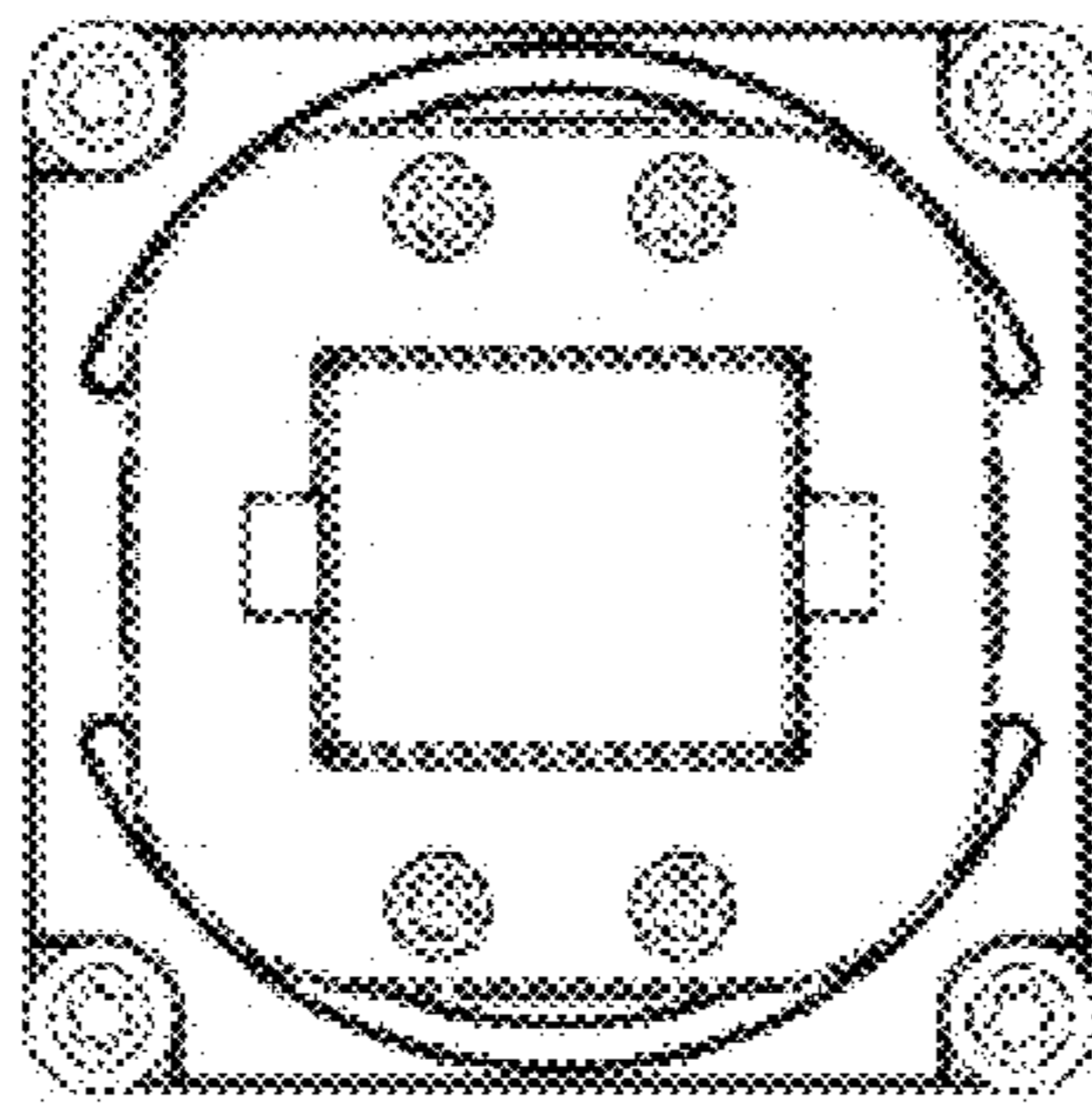


FIG. 5




FIG. 6

UNITED STATES PATENT AND TRADEMARK OFFICE
CERTIFICATE OF CORRECTION

PATENT NO. : D750,284 S
APPLICATION NO. : 29/510861
DATED : February 23, 2016
INVENTOR(S) : Dudik et al.

Page 1 of 1

It is certified that error appears in the above-identified patent and that said Letters Patent is hereby corrected as shown below:

On the Title Page, under "DESCRIPTION", in Column 2, Line 9, delete "lamp; and," and insert
-- lamp. --, therefor.

Signed and Sealed this
Eighteenth Day of October, 2016



Michelle K. Lee
Director of the United States Patent and Trademark Office