



US00D750243S

(12) **United States Design Patent**
Tetzlaff et al.

(10) **Patent No.:** **US D750,243 S**
(45) **Date of Patent:** **** Feb. 23, 2016**

(54) **ELECTROSURGICAL WAND HANDLE WITH SWITCHES**

(71) Applicant: **ArthroCare Corporation**, Austin, TX (US)

(72) Inventors: **Philip M. Tetzlaff**, Austin, TX (US);
David Miller, Austin, TX (US)

(73) Assignee: **ArthroCare Corporation**, Austin, TX (US)

(**) Term: **14 Years**

(21) Appl. No.: **29/487,721**

(22) Filed: **Apr. 11, 2014**

(51) **LOC (10) Cl.** **24-02**

(52) **U.S. Cl.**
USPC **D24/144**

(58) **Field of Classification Search**
USPC D24/133, 144; 606/39, 42, 45, 132, 186
CPC . A61B 18/14; A61B 18/1402; A61B 18/1442
See application file for complete search history.

(56) **References Cited**

U.S. PATENT DOCUMENTS

D396,108 S	7/1998	Garito et al.	D24/144
D441,077 S *	4/2001	Garito	D24/144
6,273,886 B1	8/2001	Edwards et al.	606/34
6,494,880 B1	12/2002	Swanson et al.	606/40
D479,846 S	9/2003	Kreikemeier et al.	D14/486
D480,092 S	9/2003	Kreikemeier et al.	D14/486
6,977,495 B2	12/2005	Donofrio	606/42
D521,641 S *	5/2006	Reschke	D24/144
7,156,844 B2 *	1/2007	Reschke	A61B 18/1402 606/41
D553,144 S	10/2007	Blencowe	D14/486
D563,977 S	3/2008	Carl et al.	D14/486
7,476,233 B1	1/2009	Wiener et al.	606/169
7,500,974 B2 *	3/2009	Sartor	A61B 18/1402 606/45
D600,714 S	9/2009	LaManna et al.	D14/492
7,582,084 B2	9/2009	Swanson et al.	606/40
D602,031 S	10/2009	Vu et al.	D14/485
D614,192 S	4/2010	Tankano et al.	D14/486

7,879,033 B2 *	2/2011	Sartor	A61B 18/1402 606/45
7,959,633 B2 *	6/2011	Sartor	A61B 18/1402 606/45
8,052,675 B2	11/2011	Lorang et al.	606/34
8,100,902 B2 *	1/2012	Sartor	A61B 18/1402 606/45
8,162,937 B2 *	4/2012	Cunningham	A61B 18/14 606/31
8,192,424 B2	6/2012	Woloszko	606/40
D664,657 S *	7/2012	Vieira	D24/144
8,235,987 B2 *	8/2012	Craig	A61B 18/1402 606/41
D670,386 S	11/2012	Yanagawa	D24/144
D672,784 S	12/2012	Clanton et al.	D14/485
8,449,540 B2 *	5/2013	Sartor	A61B 18/1402 606/34
D684,587 S	6/2013	Plesnicher et al.	D14/486
8,460,289 B2 *	6/2013	Sartor	A61B 18/1402 606/45
8,506,565 B2 *	8/2013	DeCarlo	A61B 18/1402 606/42
8,551,088 B2	10/2013	Falkenstein et al.	606/51
8,574,187 B2	11/2013	Marion	604/41
D695,757 S	12/2013	Ray et al.	D14/486
D699,255 S	2/2014	Kim et al.	D14/486
D701,515 S	3/2014	Matas et al.	D14/486

(Continued)

Primary Examiner — Wan Laymon

(74) *Attorney, Agent, or Firm* — David A. Warmbold

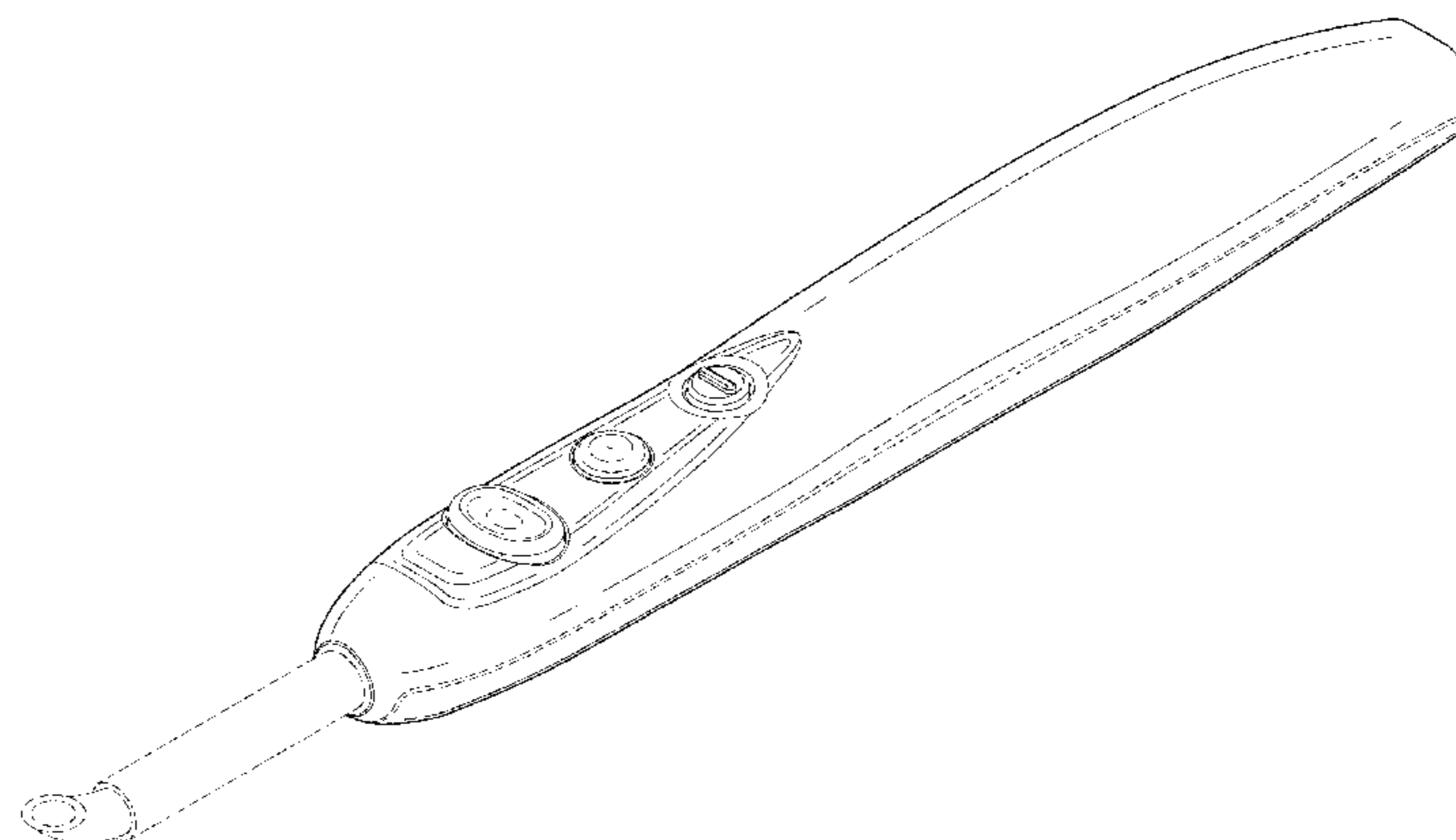
(57) **CLAIM**

The ornamental design for an electrosurgical wand handle with switches, as shown and described.

DESCRIPTION

FIG. 1 is a perspective view of an electrosurgical wand handle with switches, showing our new design; FIG. 2 is a top elevation view thereof; and, FIG. 3 is a right side elevation view thereof. The portion of the electrosurgical wand handle with switches depicted in broken lines represent portions of the electrosurgical wand handle with switches that form no part of the claimed design. The left side elevation view has been omitted as it is a mirror image of the right elevation view presented.

1 Claim, 2 Drawing Sheets



US D750,243 S

Page 2

(56)

References Cited

U.S. PATENT DOCUMENTS

8,945,124 B2 *	2/2015	Craig	A61B 18/1402	606/41
8,962,062 B2 *	2/2015	Podhajsky	A61B 18/1442	257/27
2008/0172048 A1	7/2008	Martin et al.	606/34	
2008/0229226 A1	9/2008	Rowbottom et al.	715/771	
2011/0092971 A1 *	4/2011	Sartor	A61B 18/1402	606/42
2012/0101494 A1	4/2012	Cadouri et al.	606/41	
2012/0215221 A1	8/2012	Wolozko	606/50	

* cited by examiner

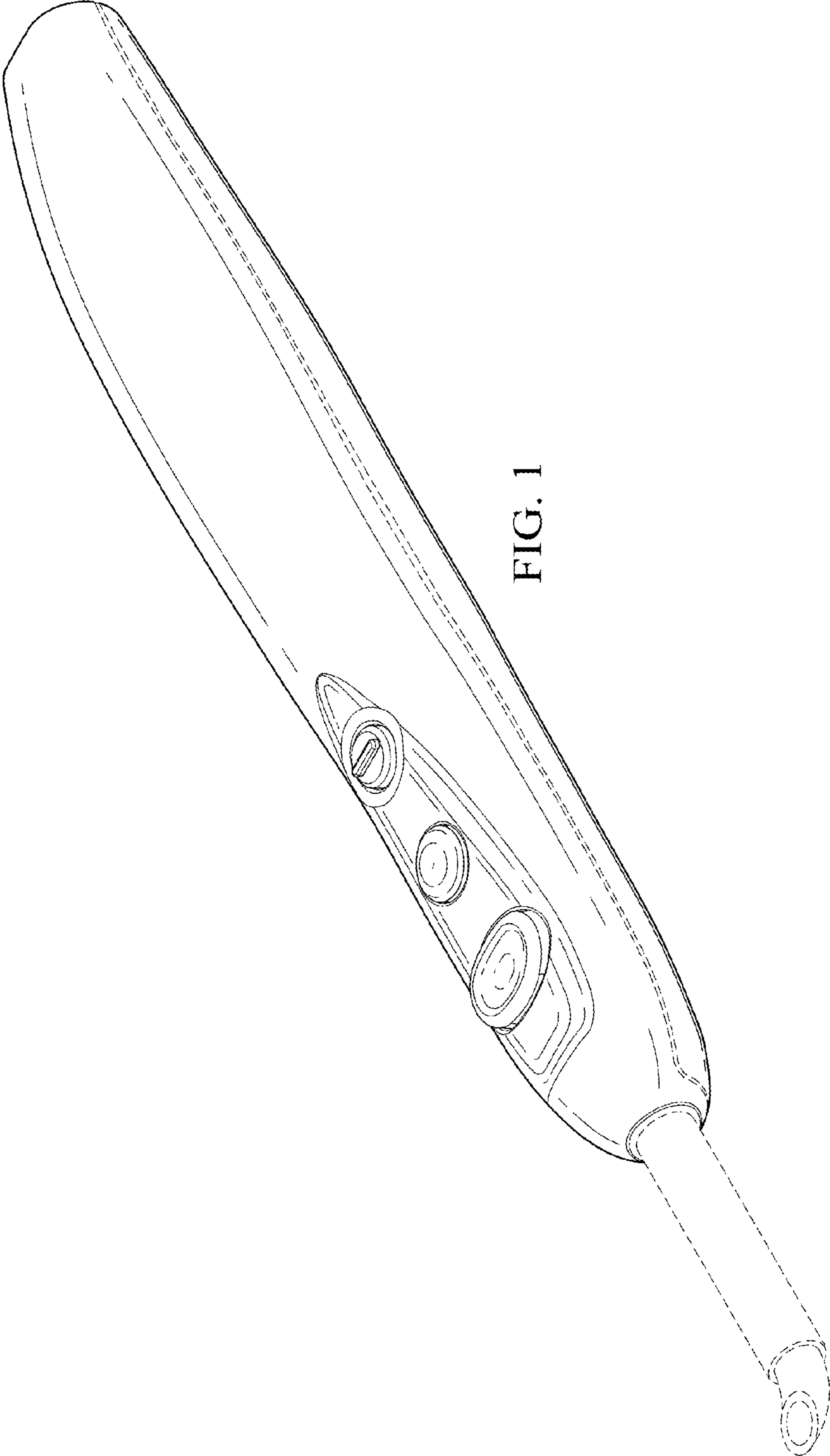


FIG. 1

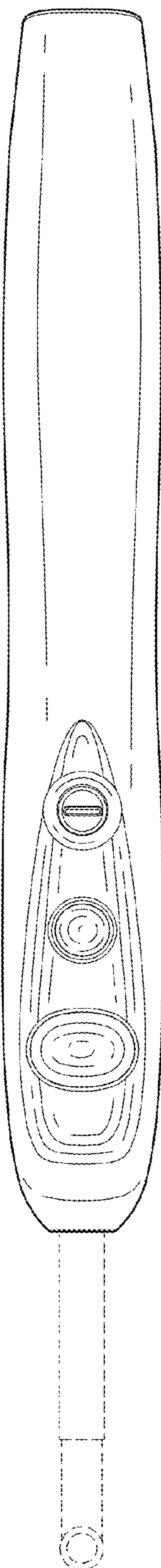


FIG. 2

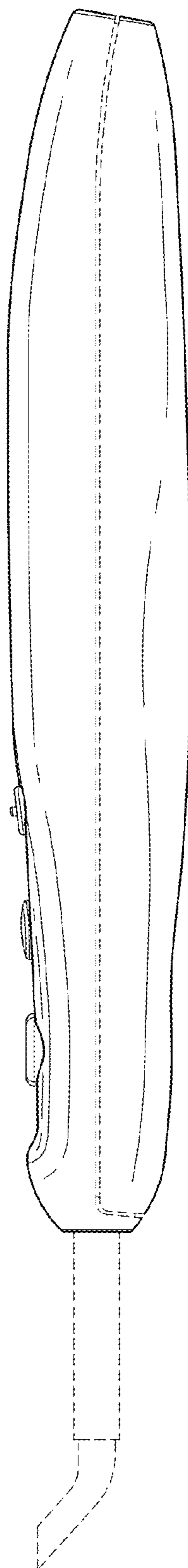


FIG. 3