



US00D750210S

(12) **United States Design Patent**  
**Sayers**

(10) **Patent No.:** **US D750,210 S**

(45) **Date of Patent:** **\*\* Feb. 23, 2016**

- (54) **AEROSOL DISPENSER**
- (71) Applicant: **AMREP, INC.**, Marietta, GA (US)
- (72) Inventor: **Richard C. Sayers**, Marietta, GA (US)
- (73) Assignee: **AMREP, Inc.**, Marietta, GA (US)
- (\*\*) Term: **14 Years**
- (21) Appl. No.: **29/521,140**
- (22) Filed: **Mar. 20, 2015**
- (51) **LOC (10) Cl.** ..... **28-99**
- (52) **U.S. Cl.**  
USPC ..... **D23/366**
- (58) **Field of Classification Search**  
USPC ..... D23/355-369; D28/5, 6; 261/DIG. 17,  
261/DIG. 42, DIG. 47, DIG. 55, DIG. 65,  
261/DIG. 70, DIG. 88, DIG. 89; 392/386,  
392/390, 392, 394, 395; 239/34, 44, 53, 56,  
239/60, 308, 326  
CPC ..... A61L 9/00; A61L 9/02; A61L 9/03;  
A61L 9/032; A61L 9/035; A61L 9/037;  
A61L 9/04; A61L 9/12; A61L 9/22  
See application file for complete search history.

- D636,476 S \* 4/2011 Abbondanzio ..... D23/366
- D640,362 S \* 6/2011 Boshuizen ..... D23/366
- D659,818 S \* 5/2012 Belongia ..... D23/366
- D661,790 S \* 6/2012 Majerowski ..... D23/366
- D672,858 S \* 12/2012 Abbondanzio ..... D23/366
- D685,075 S \* 6/2013 Abbondanzio ..... D23/366
- D689,598 S \* 9/2013 Sun Ting Kung ..... D23/366
- D721,427 S \* 1/2015 Sun Ting Kung ..... D23/366

\* cited by examiner

*Primary Examiner* — Sandra Snapp  
(74) *Attorney, Agent, or Firm* — Hunton & Williams, LLP

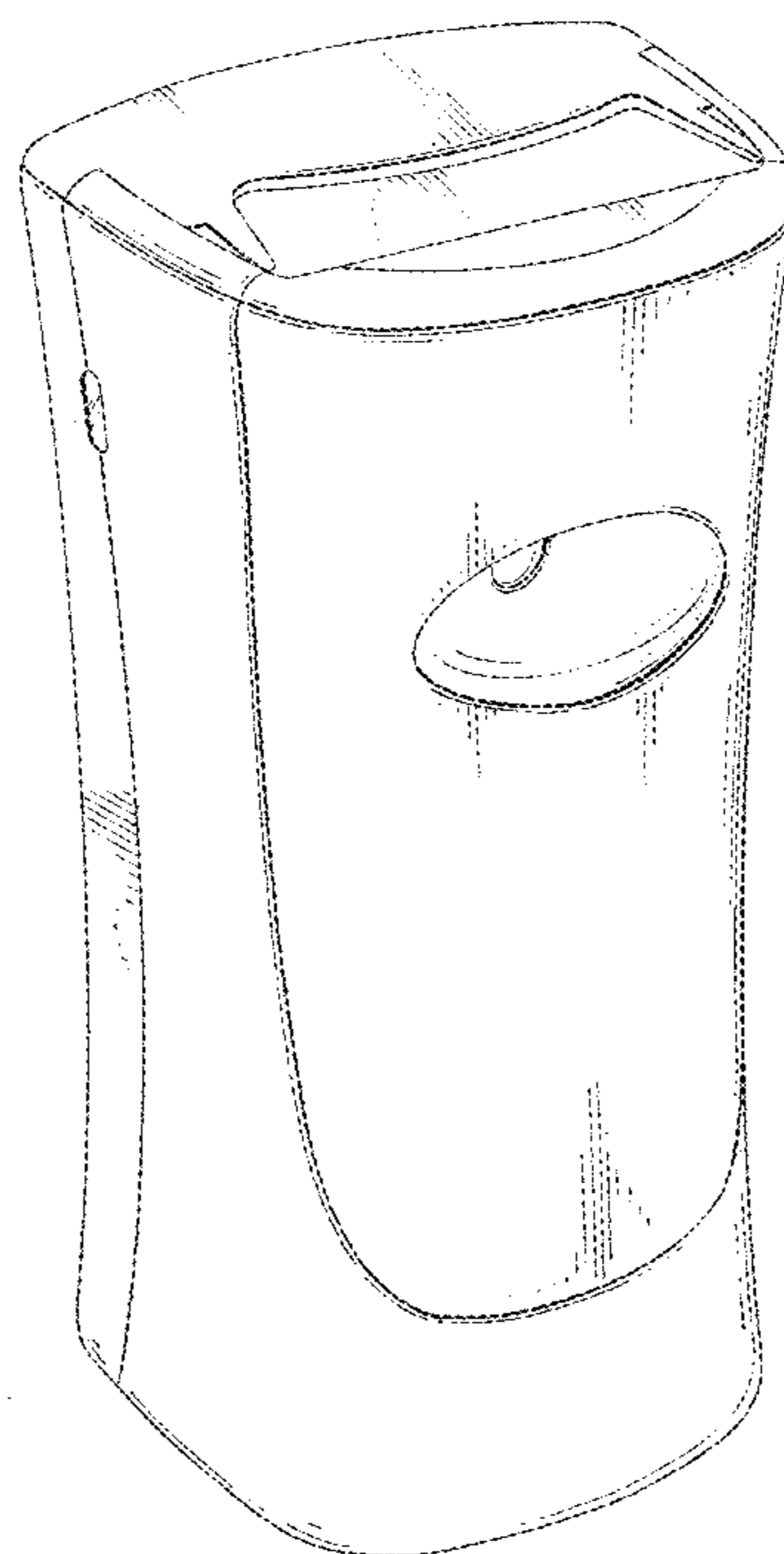
(57) **CLAIM**  
I claim the ornamental design for an aerosol dispenser, as shown and described.

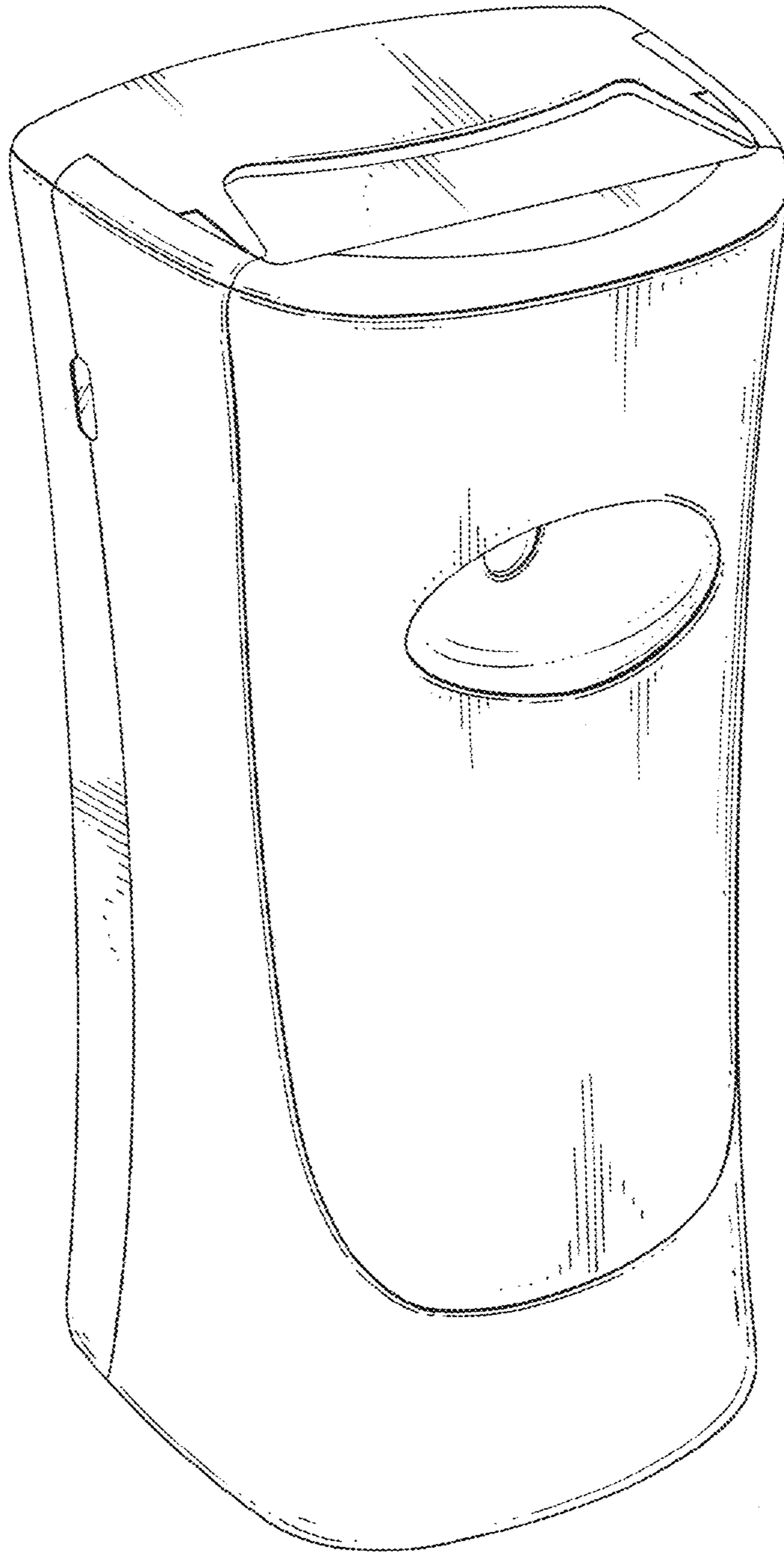
**DESCRIPTION**

FIG. 1 is a front perspective view of an aerosol dispenser;  
 FIG. 2 is a left side elevation view of the aerosol dispenser of FIG. 1;  
 FIG. 3 is a front elevation view of the aerosol dispenser of FIG. 1;  
 FIG. 4 is a right side elevation view of the aerosol dispenser of FIG. 1;  
 FIG. 5 is a rear elevation view of the aerosol dispenser of FIG. 1;  
 FIG. 6 is a top plan view of the aerosol dispenser of FIG. 1;  
 and,  
 FIG. 7 is a bottom plan view of the aerosol dispenser of FIG. 1.  
 The broken lines are for illustrative purposes only and form no part of the claimed design, and the shading is provided to illustrate contour only and is not an indication of texture or other elements of the claimed design.

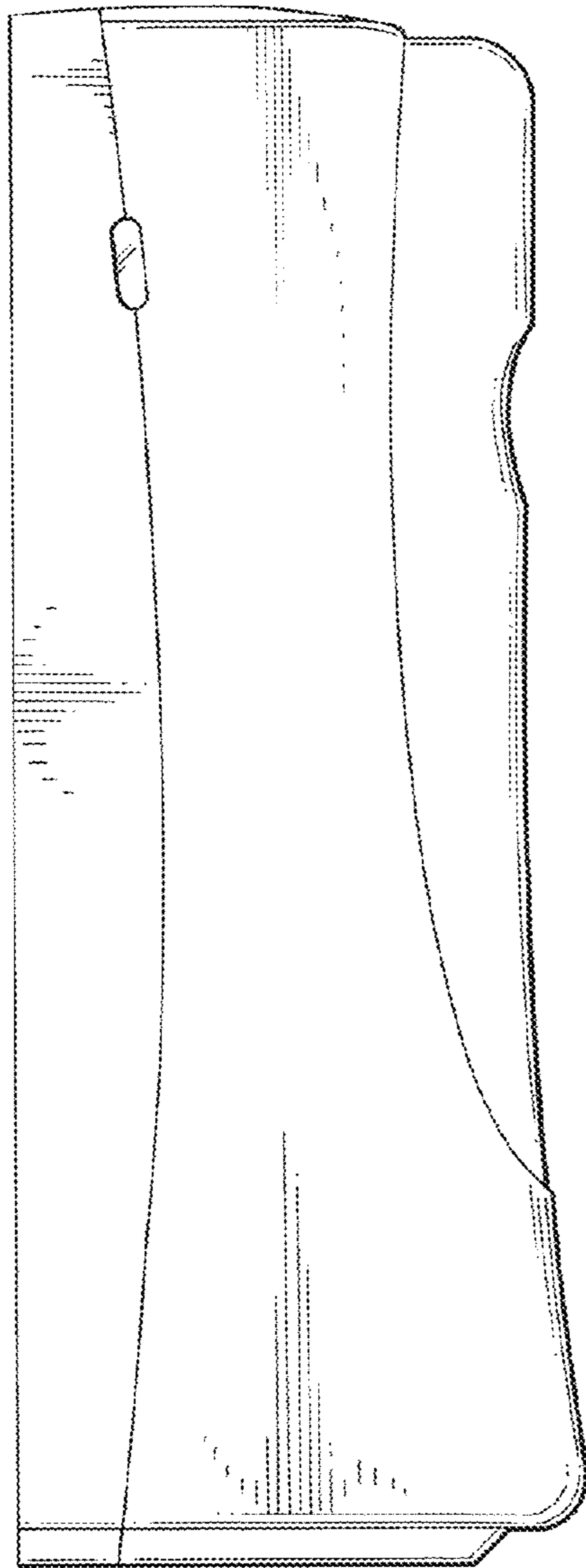
- (56) **References Cited**  
U.S. PATENT DOCUMENTS  
D406,330 S \* 3/1999 Chen ..... D23/366  
D409,740 S \* 5/1999 Gallagher ..... D23/366  
D413,663 S \* 9/1999 Chen ..... D23/366  
D471,970 S \* 3/2003 Gallagher ..... D23/366  
D533,931 S \* 12/2006 Miller ..... D23/366  
D615,180 S \* 5/2010 Meyerhoffer ..... D23/366

**1 Claim, 4 Drawing Sheets**

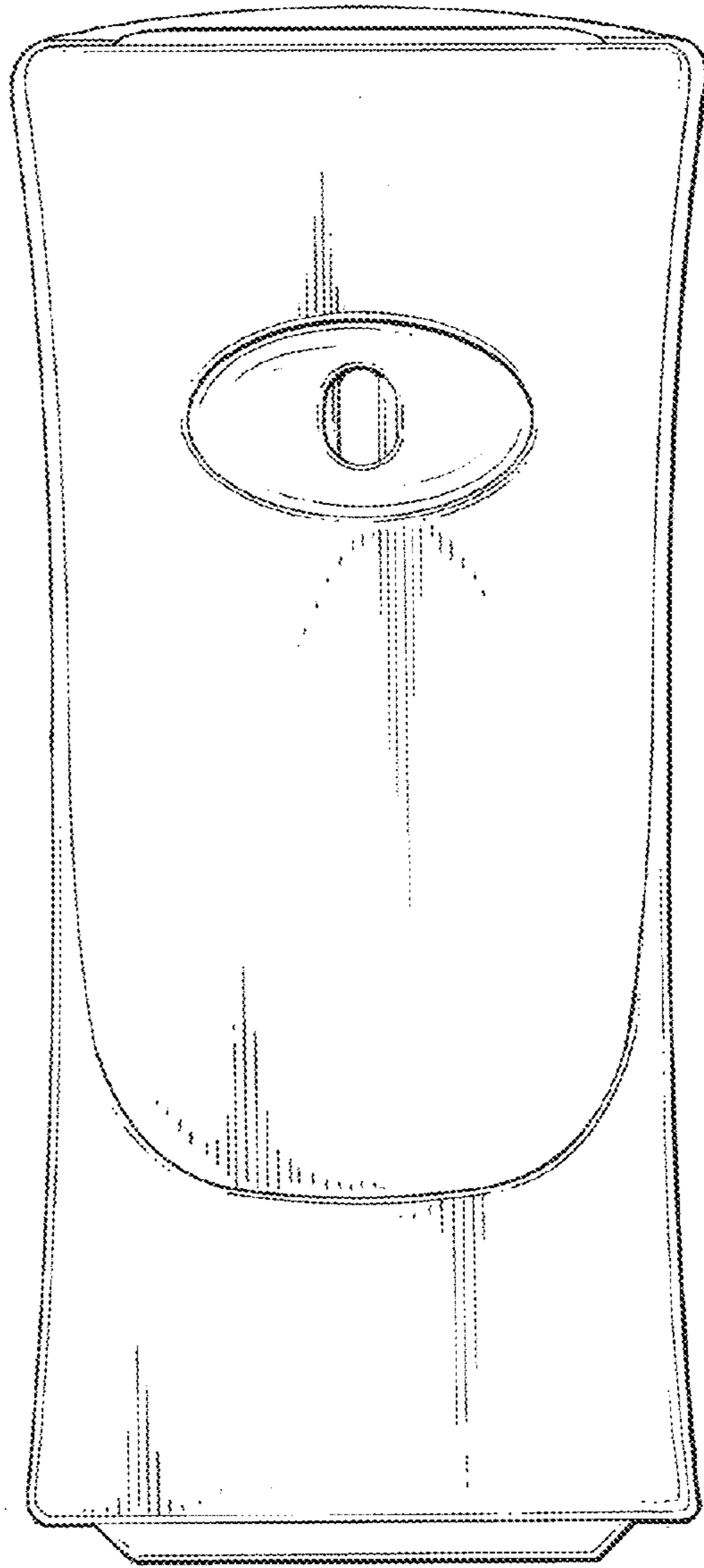





**Fig. 1**



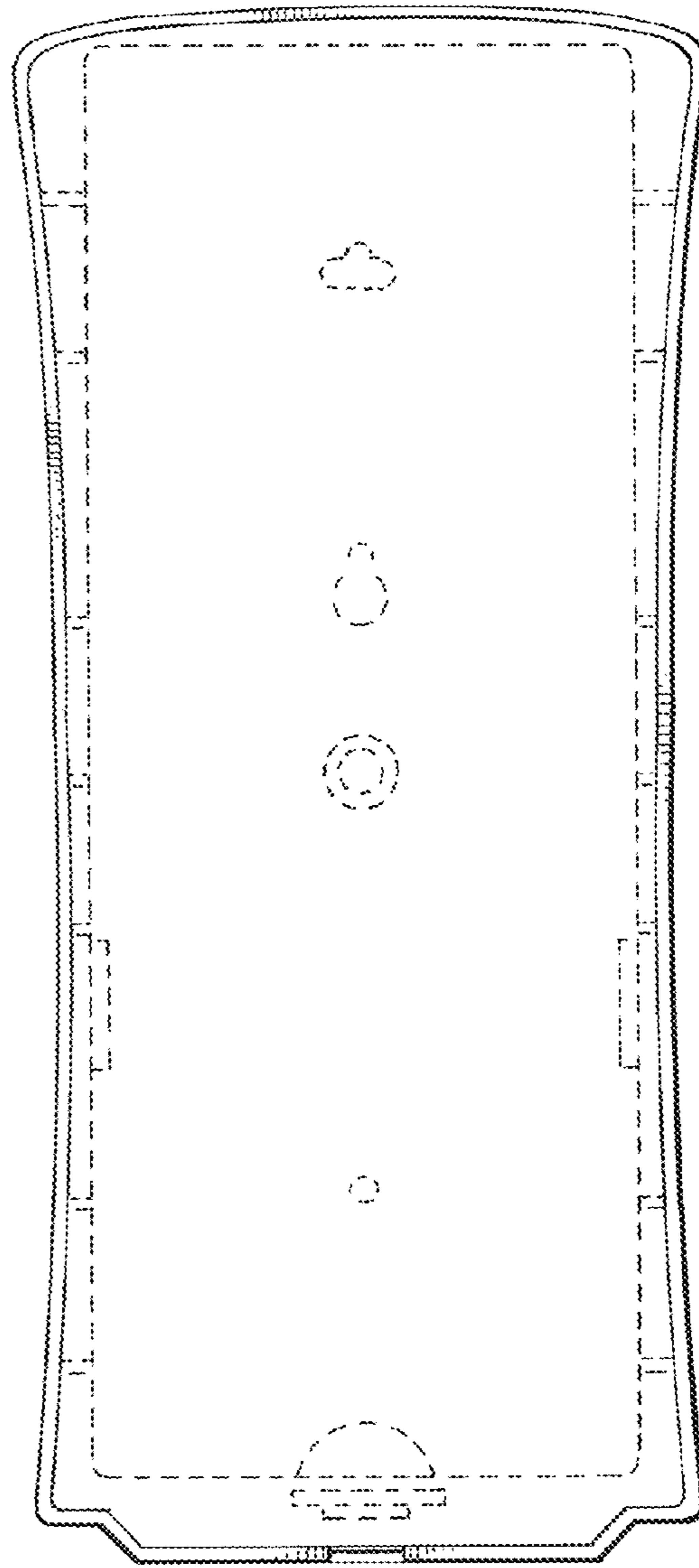
**Fig. 2**



**Fig. 3**

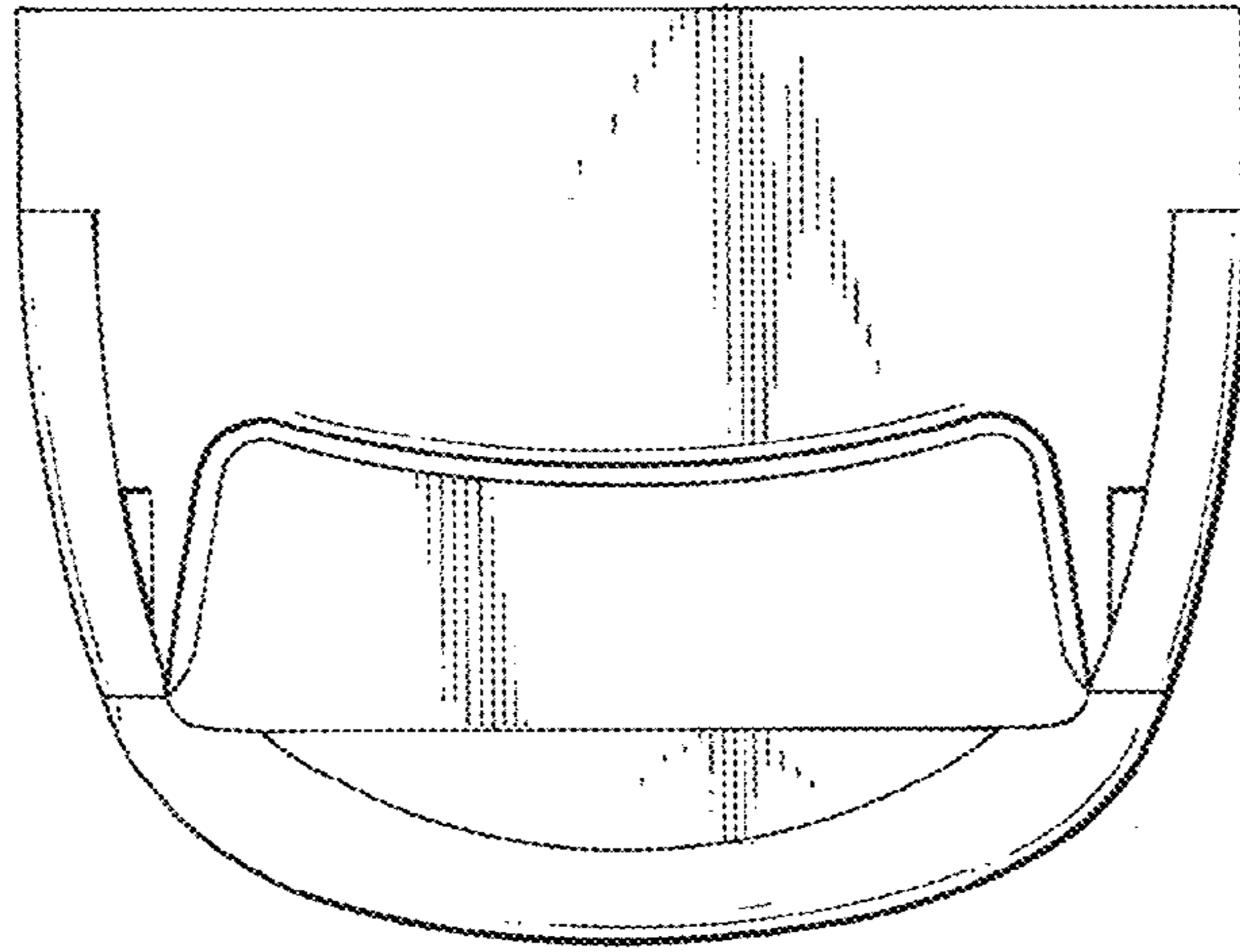


**Fig. 4**

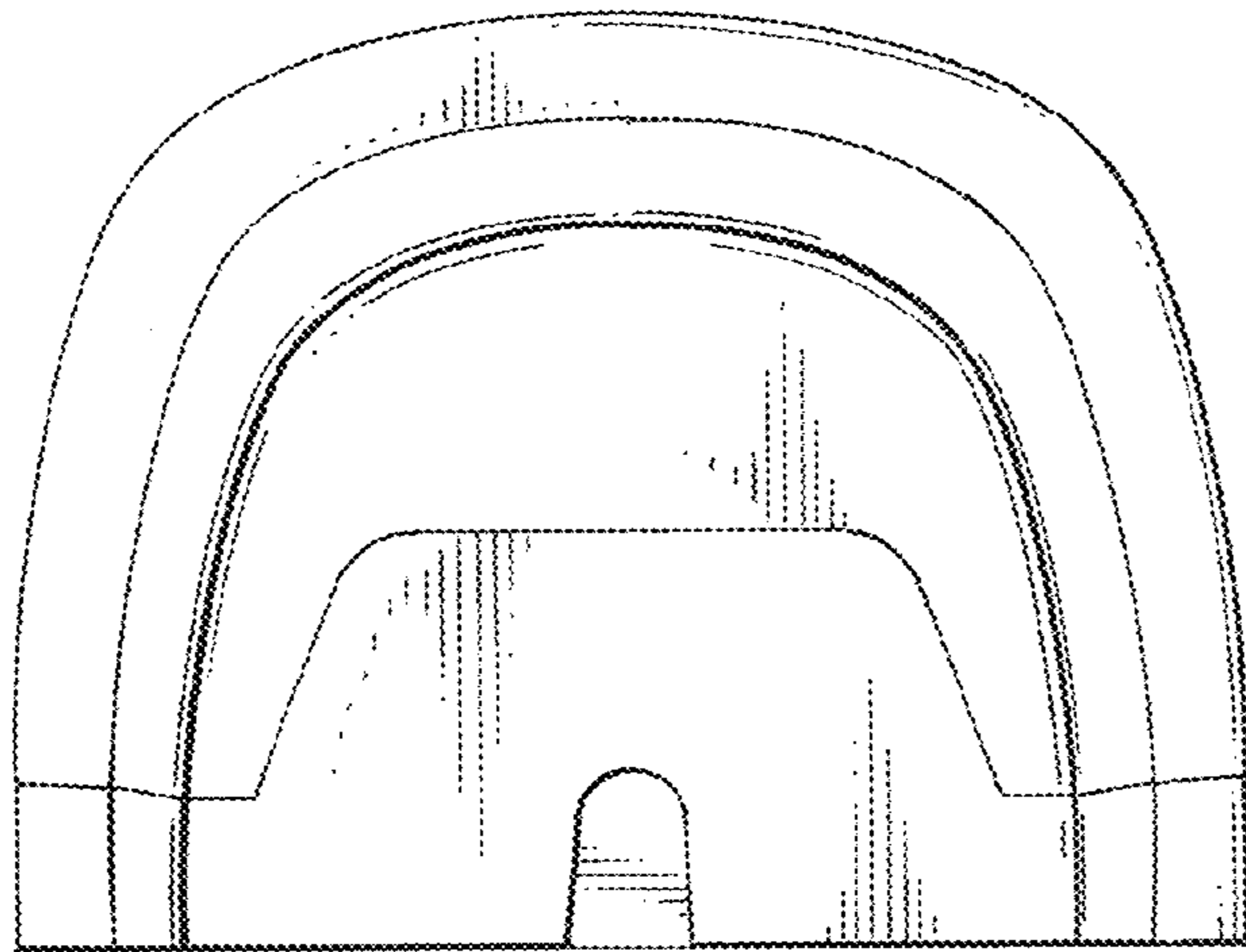


**Fig. 5**





*Fig. 6*



*Fig. 7*