



US00D750197S

(12) **United States Design Patent**
Jeong

(10) **Patent No.:** **US D750,197 S**
(45) **Date of Patent:** **** Feb. 23, 2016**

(54) **FISHING ROD LINE GUIDE**

(71) Applicant: **Kigan Industry Co., Ltd.**,
Gyeongsangbuk-do (KR)
(72) Inventor: **Chun-Jae Jeong**, Daegu (KR)
(73) Assignee: **Kigan Industry Co., Ltd.**,
Gyeongsangbuk-do (KR)

(**) Term: **14 Years**

(21) Appl. No.: **29/497,756**

(22) Filed: **Jul. 28, 2014**

(30) **Foreign Application Priority Data**

Jan. 28, 2014 (KR) 30-2014-0004837

(51) **LOC (10) Cl.** **22-05**

(52) **U.S. Cl.**
USPC **D22/143**

(58) **Field of Classification Search**
USPC D22/143, 137-138; 29/33 F, 557;
43/24-26, 18.1 R

See application file for complete search history.

(56) **References Cited**

U.S. PATENT DOCUMENTS

3,080,638 A * 3/1963 Dayton A01K 87/04
29/33 F
3,417,501 A * 12/1968 Fulop A01K 87/04
242/311
3,780,684 A * 12/1973 Ohmura A01K 87/04
29/557
D273,692 S * 5/1984 Ohmura D22/143
D635,217 S * 3/2011 Akiba D22/143
D641,063 S * 7/2011 Akiba D22/143

* cited by examiner

Primary Examiner — Catheri Oliver-Garcia
(74) *Attorney, Agent, or Firm* — Rabin & Berdo, P.C.

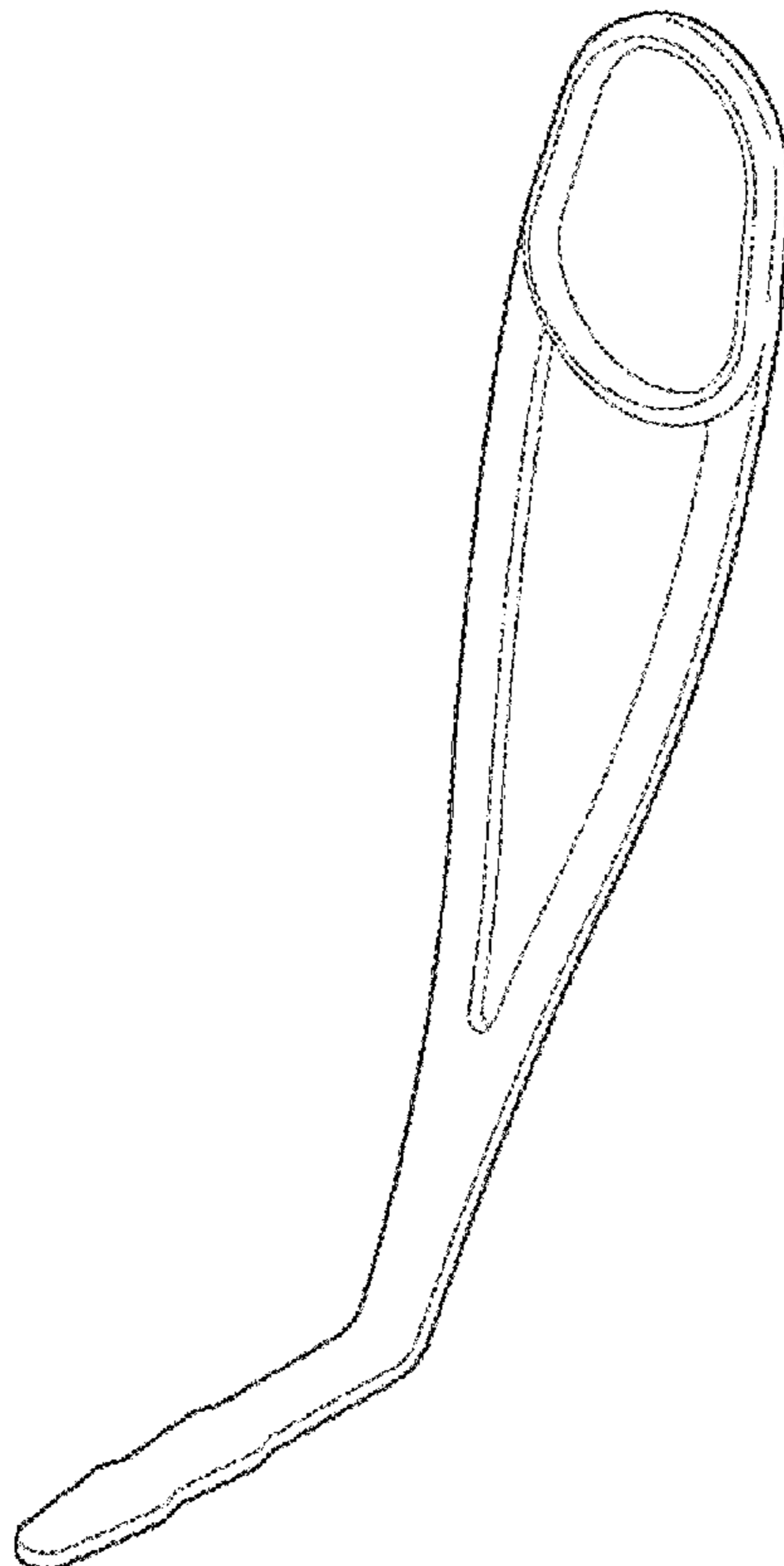
(57) **CLAIM**

The ornamental design for fishing rod line guide, as shown and described.

DESCRIPTION

FIG. 1 is a perspective view of fishing rod line guide showing my new design;
FIG. 2 is a front elevational view thereof;
FIG. 3 is a rear elevational view thereof;
FIG. 4 is a left side elevational view thereof;
FIG. 5 is a right side elevational view thereof;
FIG. 6 is a top view thereof; and,
FIG. 7 is a bottom view thereof.

1 Claim, 6 Drawing Sheets



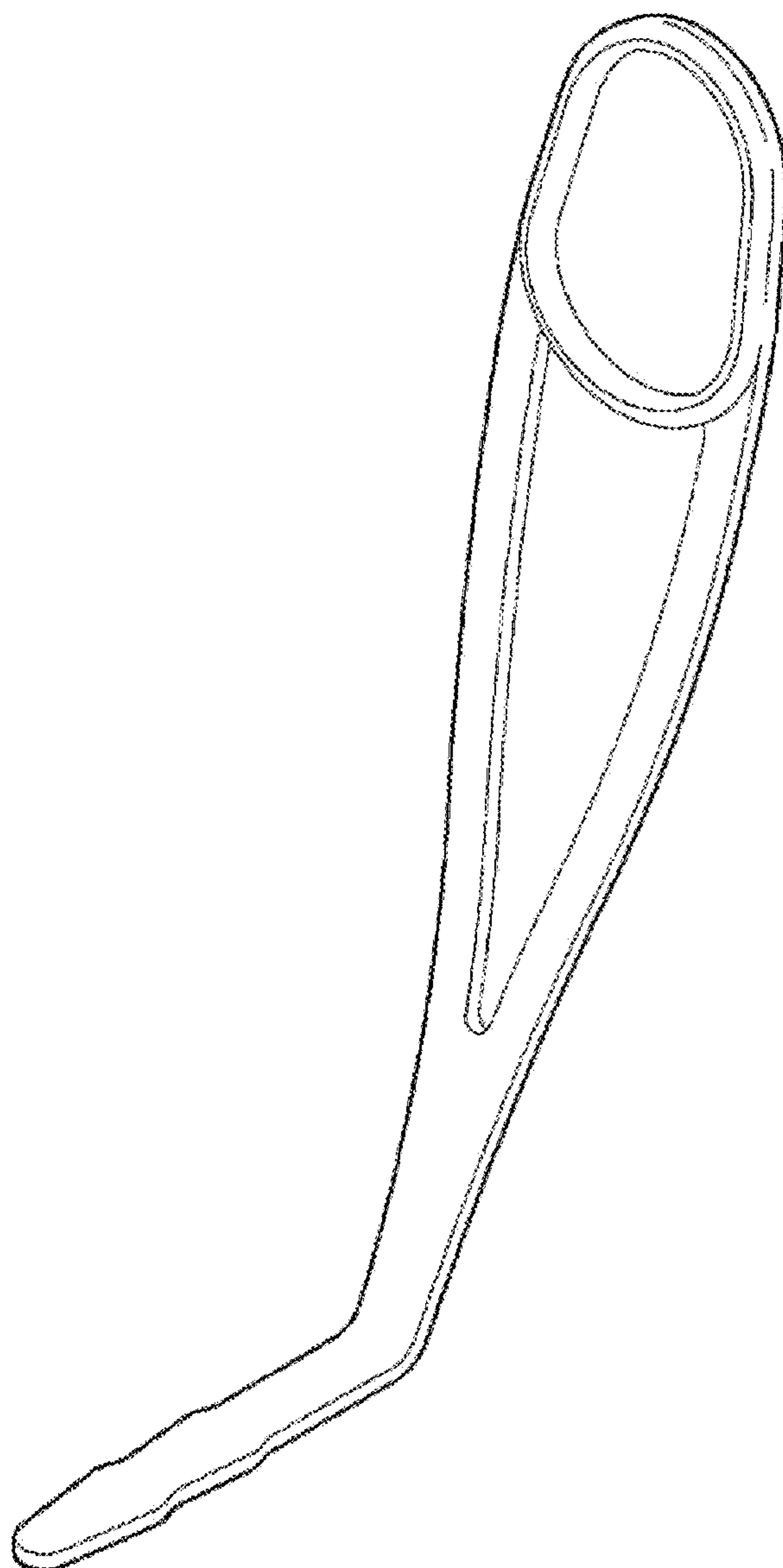


FIG. 1

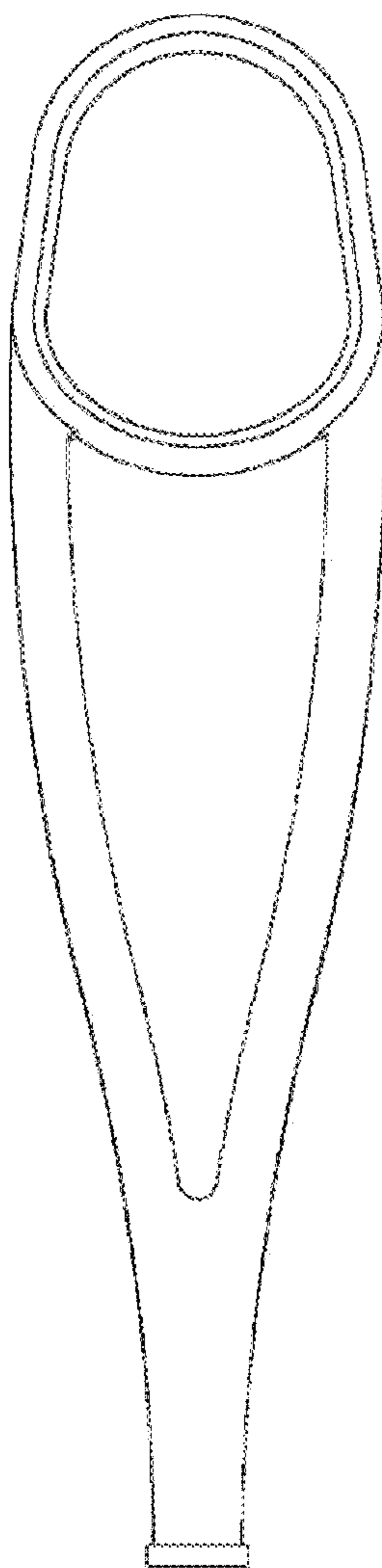


FIG. 2

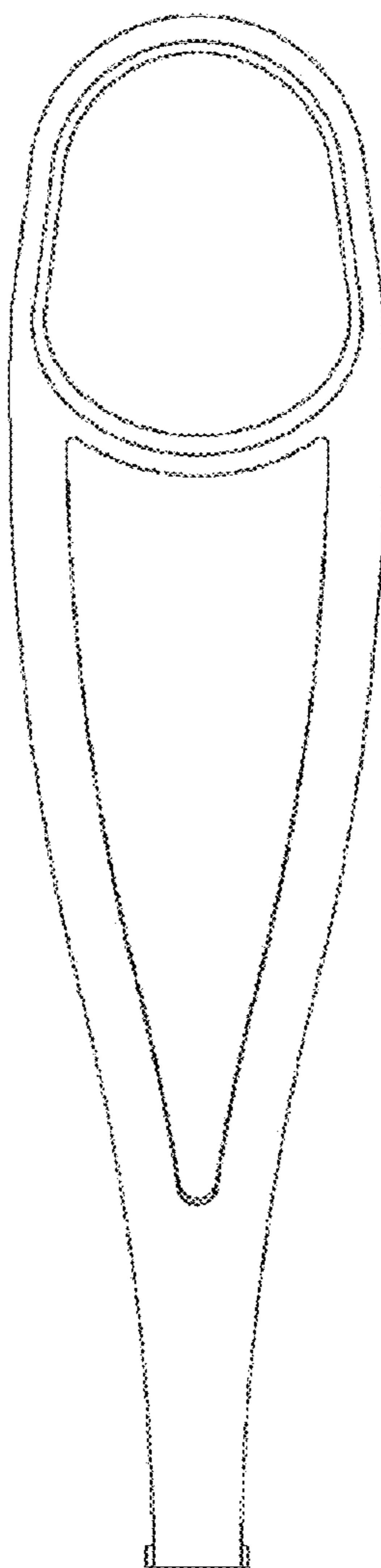


FIG. 3




FIG. 4




FIG. 5

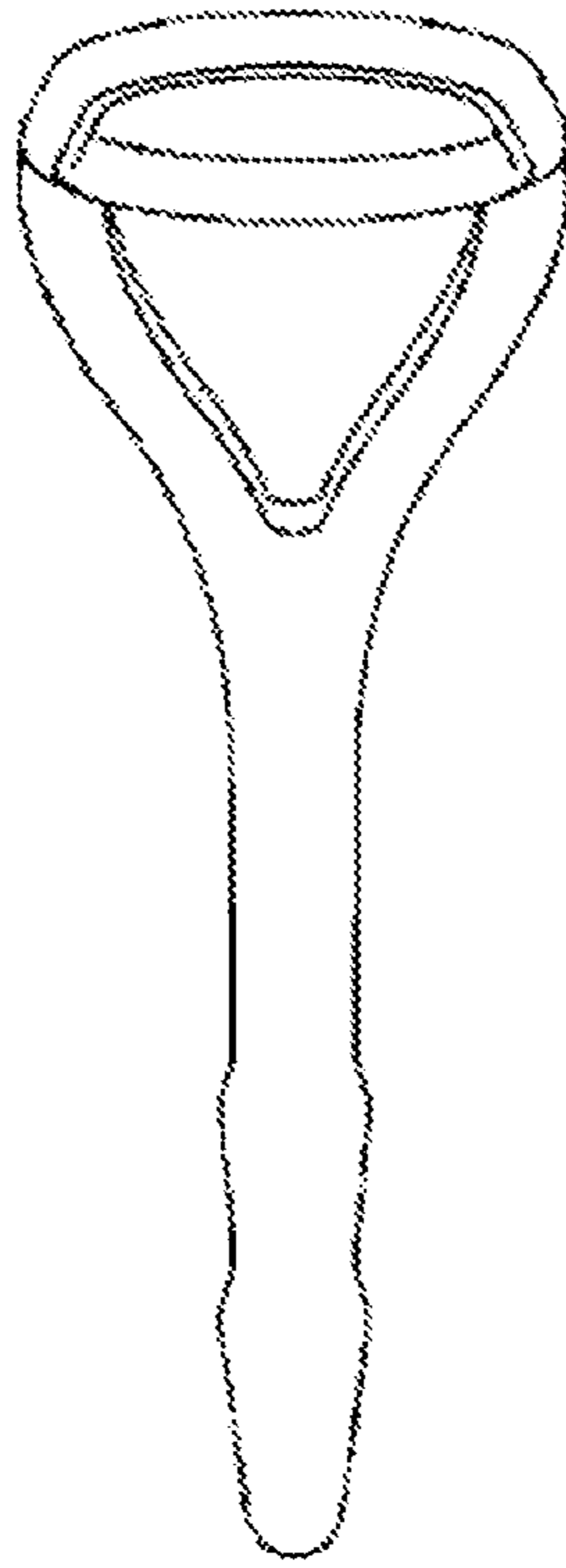


FIG. 6

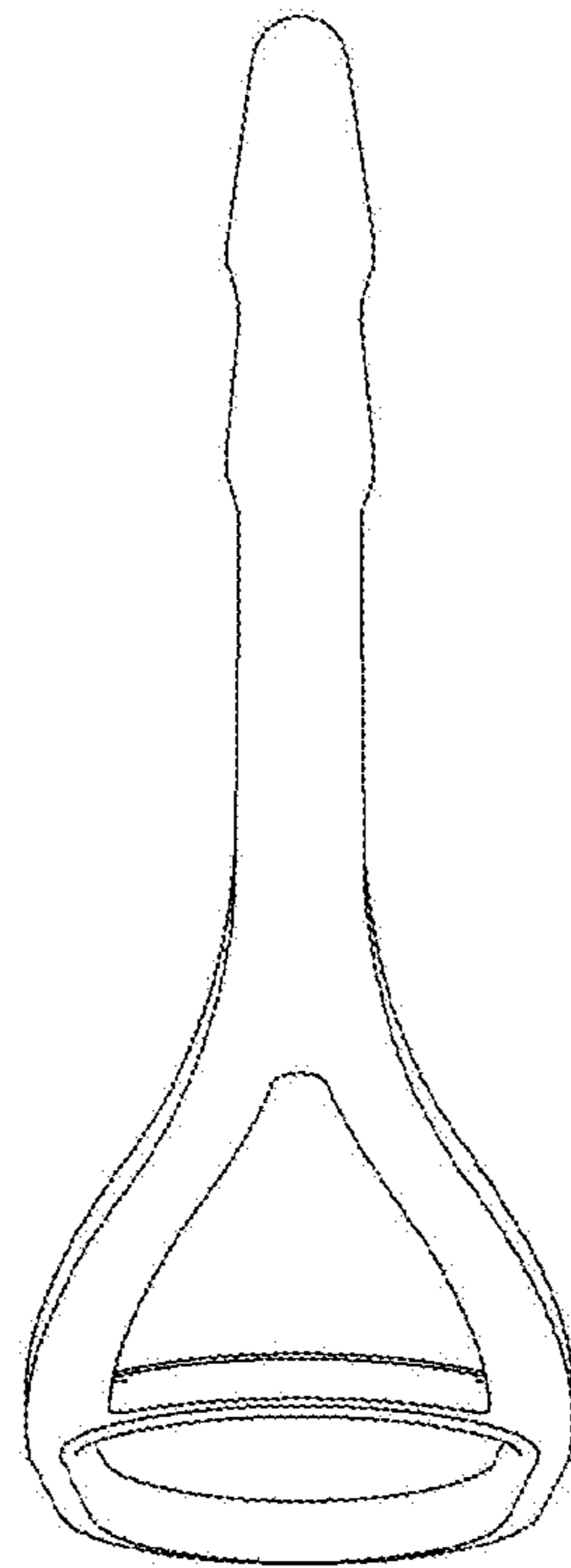


FIG. 7