



US00D750183S

(12) **United States Design Patent**
Heath

(10) **Patent No.:** **US D750,183 S**

(45) **Date of Patent:** **** Feb. 23, 2016**

(54) **PLATFORM FOR WORK WHILE STANDING**

(71) Applicant: **Company of Motion LLC**, Santa Barbara, CA (US)

(72) Inventor: **Joel Ward Heath**, Santa Barbara, CA (US)

(73) Assignee: **Company of Motion, LLC**, Santa Barbara, CA (US)

(**) Term: **14 Years**

(21) Appl. No.: **29/512,577**

(22) Filed: **Dec. 19, 2014**

(51) **LOC (10) Cl.** **21-02**

(52) **U.S. Cl.**
USPC **D21/686**

(58) **Field of Classification Search**

USPC D21/797, 694, 671, 686, 698, 699, 680, D21/685, 692, 662, 687, 689, 318, 688, 412, D21/333, 683, 798; D19/37, 64, 59; D8/330, 1, 16; D9/624, 629; D14/417.496; 15/104.93, 105, 118, 15/229.11, 208; D25/139, 155, 62, 65; D6/349, 582, 592, 335, 350, 583, 588, D6/585; 99/472, 467; D34/23, 1; 297/461, 297/223, 423.41; 269/289 R, 13, 15, 14; 206/501, 514, 4.27, 8; 156/250, 256, 156/272.8, 308.2, 330, 60, 213; 248/678; D7/698, 699, 629, 388; 220/4.26; 217/3 R; D24/190, 191, 192, 167; D17/99; D3/294, 282, 905; D30/118; 182/33; D99/17, 1; 428/122; 451/534, 451/539; 482/142, 52, 51, 30, 74, 91, 140, 482/25, 94; 446/117, 69; 473/278
CPC A63B 22/001; A63B 22/0664; A63B 23/0211; A63B 21/225; A63B 2022/067; A63B 2208/0204; A63B 22/203; A63B 21/1473; A63B 6/00; A63B 21/00105; Y10T 156/10; A47G 9/062; A47G 27/0237; B32B 2471/04

See application file for complete search history.

(56) **References Cited**

U.S. PATENT DOCUMENTS

3,352,559 A 11/1967 Larsen
3,586,321 A 6/1971 Gehrke et al.
3,630,540 A 12/1971 Smith
4,491,318 A 1/1985 Francke
4,653,748 A 3/1987 Seel et al.
4,705,272 A * 11/1987 Rupprecht 482/146
4,817,950 A 4/1989 Goo

(Continued)

OTHER PUBLICATIONS

Non-final Office Action mailed on Apr. 16, 2015 in U.S. Appl. No. 14/554,522.

(Continued)

Primary Examiner — Robert M Spear

Assistant Examiner — Ryan Harvey

(74) *Attorney, Agent, or Firm* — Knobbe Martens Olson & Bear, LLP

(57) **CLAIM**

I claim the ornamental design for a platform for work while standing, as shown and described.

DESCRIPTION

FIG. 1 is a perspective top view of a new design for a platform for work while standing;

FIG. 2 is a perspective bottom view thereof;

FIG. 3 is a front view thereof, the rear view being a mirror image;

FIG. 4 is a right side view, the left side being a mirror image;

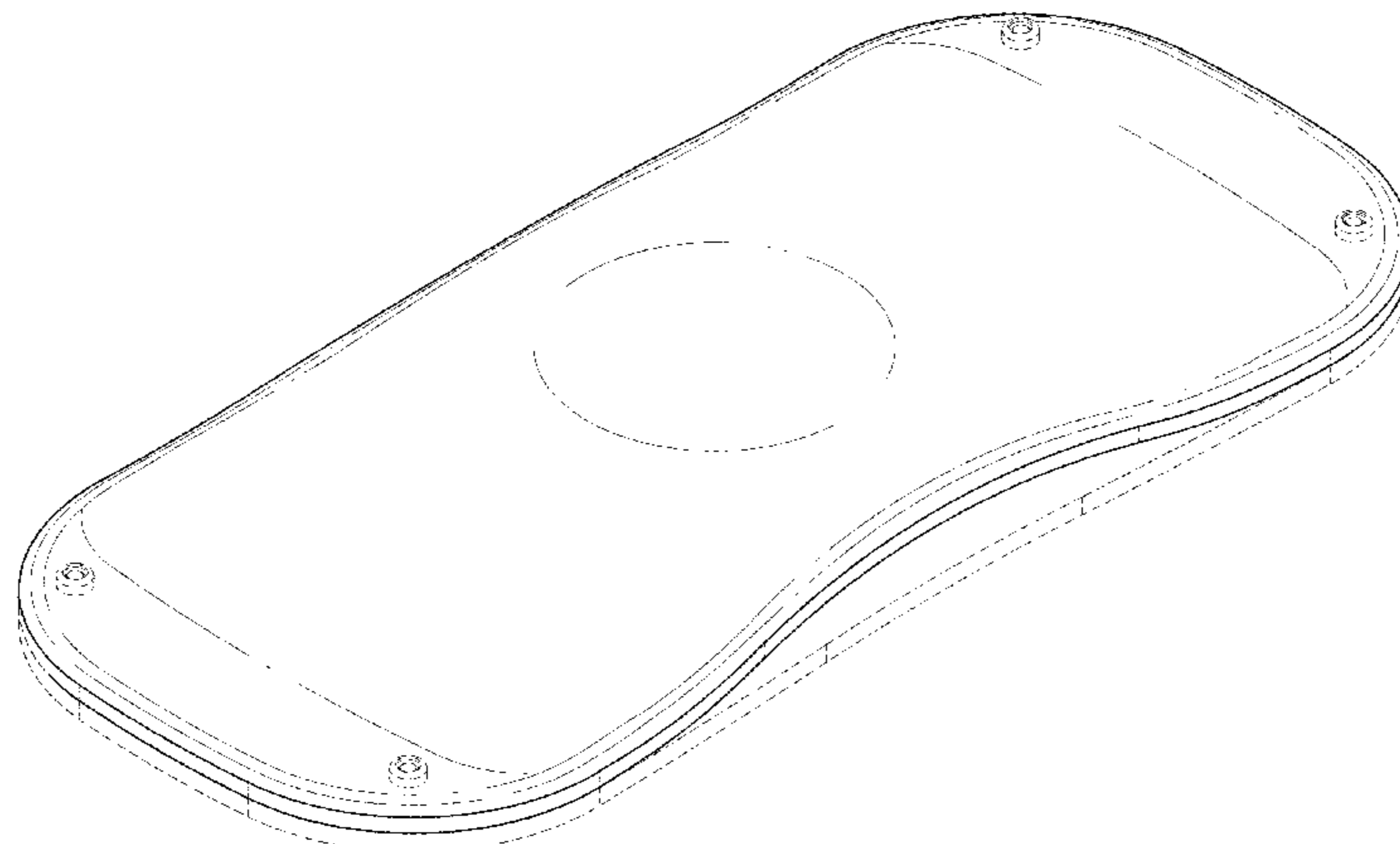
FIG. 5 is a top view thereof;

FIG. 6 is a bottom view thereof; and,

FIG. 7 is a top perspective exploded view thereof.

The broken lines in the drawings represent unclaimed subject matter and form no part of the claim.

1 Claim, 7 Drawing Sheets



(56)

References Cited

U.S. PATENT DOCUMENTS

4,826,159 A 5/1989 Hersey
 5,048,823 A 9/1991 Bean
 D341,406 S * 11/1993 Scheurer D21/805
 5,292,296 A 3/1994 Davignon
 5,584,787 A 12/1996 Guidry
 5,603,334 A 2/1997 Sharp
 5,643,164 A 7/1997 Teff
 5,730,690 A 3/1998 Guidry
 D394,481 S * 5/1998 DeLisse D21/694
 5,810,703 A 9/1998 Stack
 5,897,474 A 4/1999 Romero
 6,019,712 A 2/2000 Duncan
 6,422,983 B1 7/2002 Weck
 D467,632 S * 12/2002 Berns D21/662
 D469,486 S * 1/2003 Olson D21/687
 D471,605 S * 3/2003 Teff D21/662
 6,543,769 B1 4/2003 Podoloff et al.
 6,554,753 B1 4/2003 Weck et al.
 6,575,885 B1 6/2003 Weck et al.
 6,616,583 B1 9/2003 Stack
 D482,164 S * 11/2003 Millhollin D29/124
 6,705,977 B1 3/2004 Ziak
 D501,111 S * 1/2005 Lan D6/582
 D502,970 S * 3/2005 Maakestad D21/662
 D505,985 S * 6/2005 Carbonero D21/688
 6,916,276 B1 7/2005 Robinson
 D508,097 S * 8/2005 Perez D21/662
 6,945,920 B1 9/2005 Kemery et al.
 7,094,183 B2 8/2006 Hsieh
 7,137,938 B2 11/2006 Gottlieb
 7,264,580 B2 9/2007 Lu
 7,300,392 B1 11/2007 Curran
 D557,347 S * 12/2007 Nishimoto D21/333
 D564,604 S * 3/2008 Mikail D21/688
 7,344,488 B2 3/2008 Weck et al.
 7,357,767 B2 4/2008 Tsai
 7,374,517 B2 5/2008 Lockett
 D572,776 S * 7/2008 Wells D21/692
 D585,098 S * 1/2009 Rauwerdink D21/686

7,479,097 B2 1/2009 Rosborough et al.
 7,488,177 B2 2/2009 Pearson
 7,494,446 B2 2/2009 Weck et al.
 D604,374 S * 11/2009 Bizzell D21/688
 7,632,218 B2 12/2009 Sannes et al.
 7,666,126 B2 2/2010 Rempe
 7,670,265 B1 3/2010 Forrest et al.
 7,686,396 B2 3/2010 Schaaf
 7,806,807 B2 10/2010 Genua
 7,811,217 B2 10/2010 Odien
 7,815,548 B2 10/2010 Barre et al.
 D631,276 S * 1/2011 White D6/582
 D635,615 S * 4/2011 Foster et al. D21/333
 D645,910 S * 9/2011 Foster et al. D21/333
 8,062,199 B2 11/2011 Smith
 D658,420 S * 5/2012 Liang D6/592
 D659,776 S * 5/2012 Zydiak D21/688
 8,360,943 B2 1/2013 Smith
 8,444,532 B1 5/2013 Barcena
 D695,367 S * 12/2013 Lovegrove et al. D21/671
 8,734,308 B1 5/2014 Joslin
 D724,163 S * 3/2015 Kelley D21/694
 D728,935 S * 5/2015 Huang D3/282
 2004/0014571 A1 1/2004 Haynes
 2007/0270296 A1 11/2007 Caldicott
 2008/0280740 A1 11/2008 Knecht et al.
 2011/0143896 A1 6/2011 Senegal
 2013/0053228 A1 2/2013 Winegar
 2014/0228187 A1 * 8/2014 Moscarello 482/142

OTHER PUBLICATIONS

Final Office Action mailed on Jun. 25, 2015 in U.S. Appl. No. 14/554,522.
 Notice of Allowance mailed on Aug. 21, 2015 in U.S. Appl. No. 14/554,522.
 Notice of Allowance mailed on Aug. 14, 2015 in U.S. Appl. No. 29/512,569.
 U.S. Appl. No. 62/008,955, filed Jun. 6, 2014, Heath, Joel.
 U.S. Appl. No. 14/554,522, filed Nov. 26, 2014, Heath, Joel.

* cited by examiner

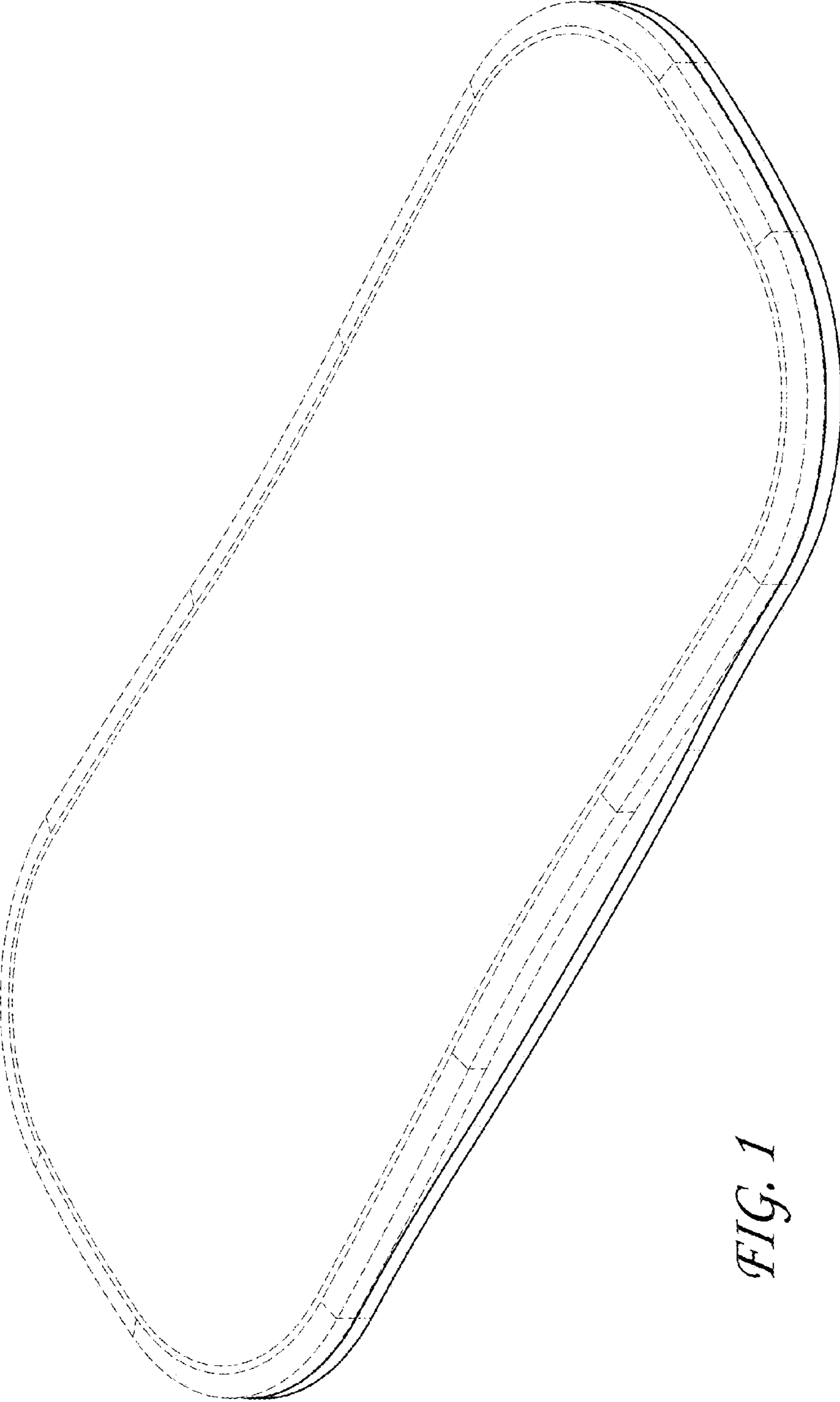


FIG. 1

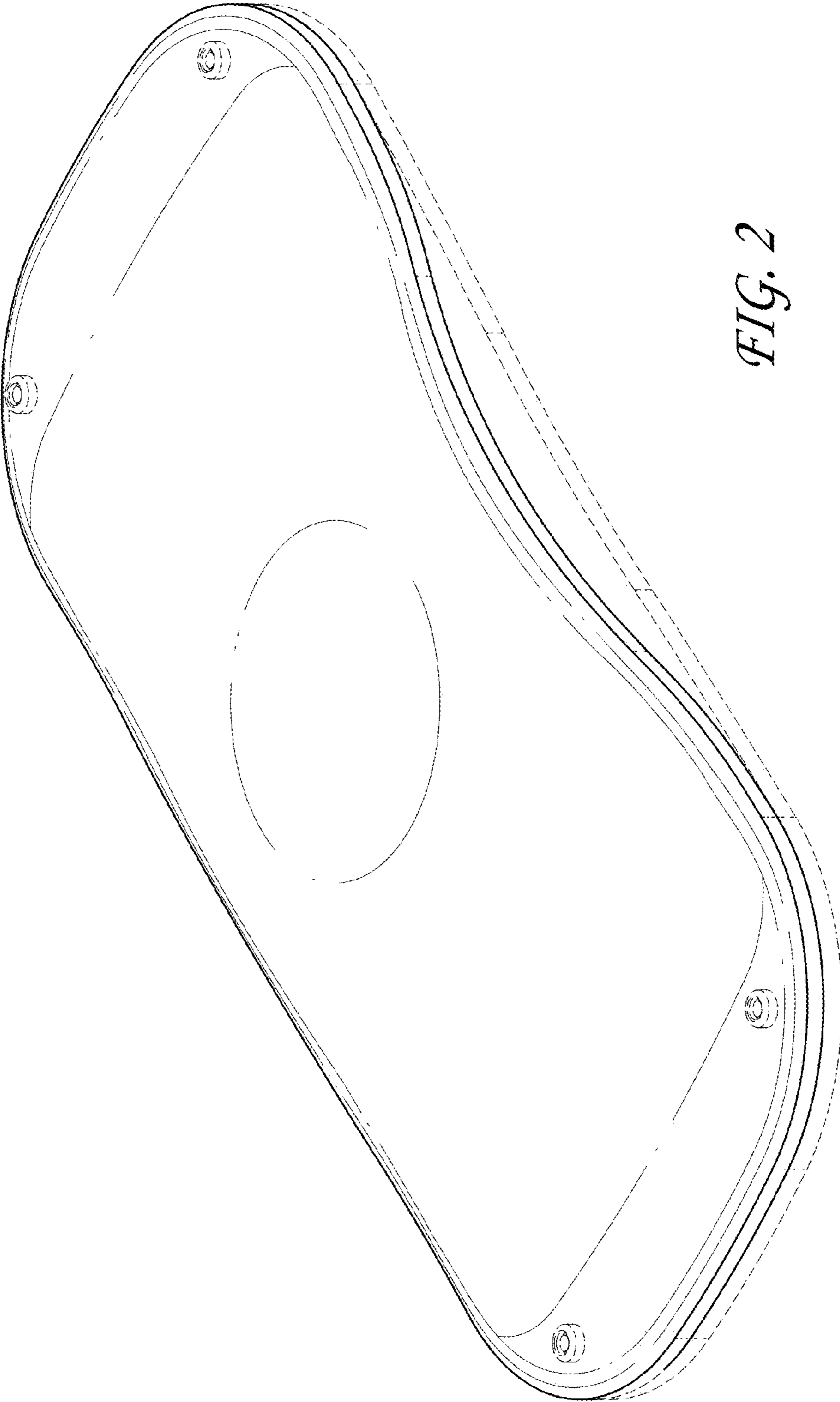


FIG. 2




FIG. 3




FIG. 4




FIG. 5

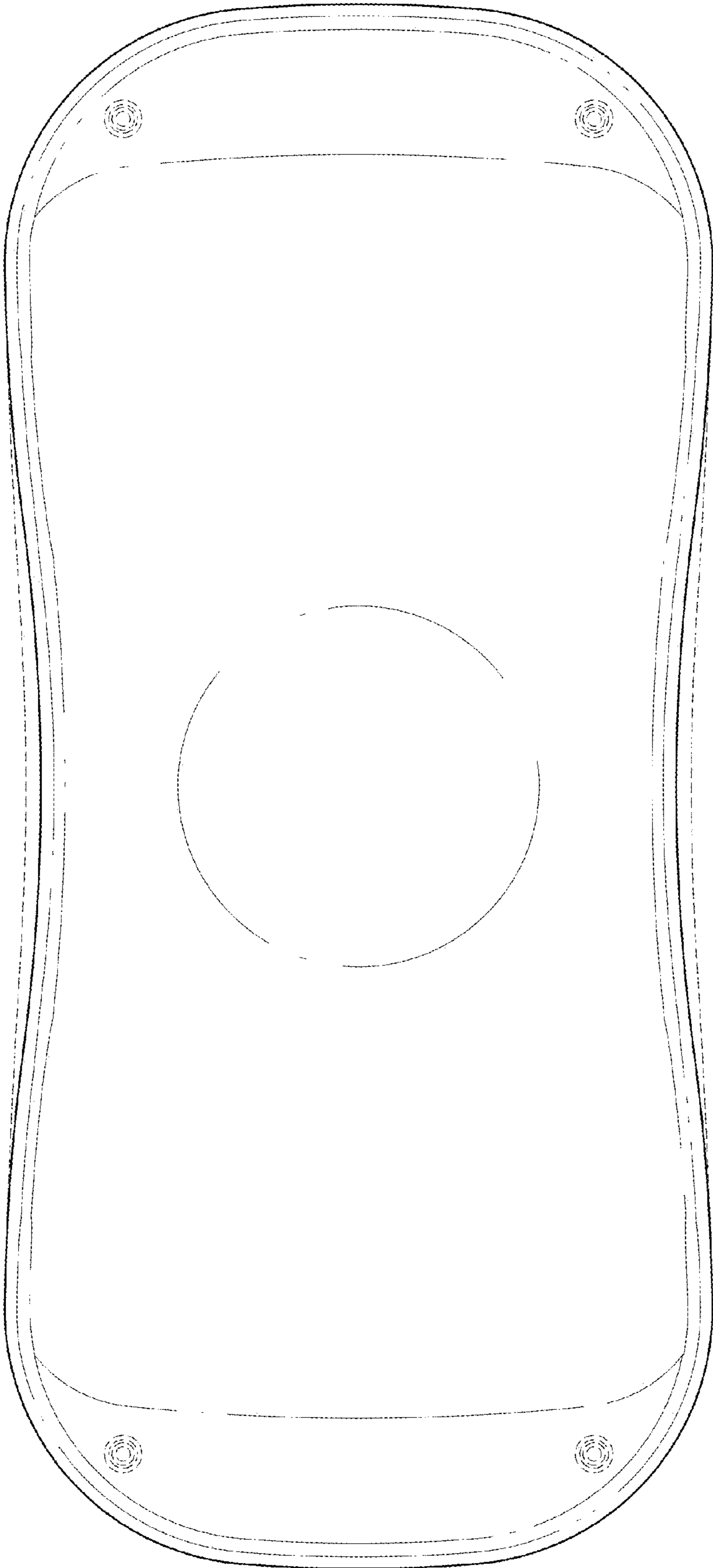


FIG. 6

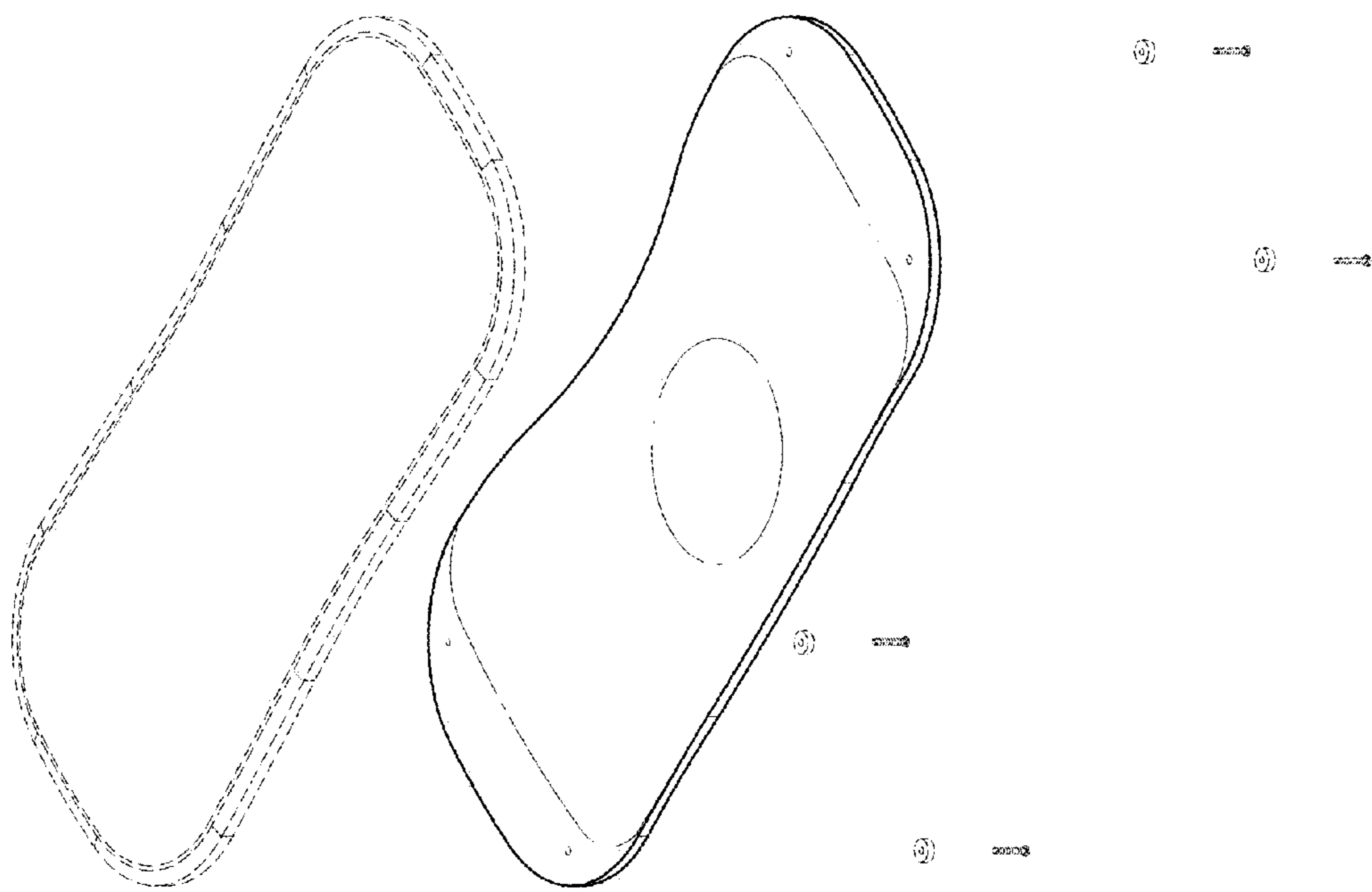


FIG. 7