



US00D750181S

(12) **United States Design Patent**
Johnson

(10) **Patent No.:** **US D750,181 S**

(45) **Date of Patent:** **** Feb. 23, 2016**

(54) **TOY COTTAGE**

(71) Applicant: **CLOUD B, INC.**, Gardena, CA (US)

(72) Inventor: **Jeffrey Wayne Johnson**, Lawndale, CA (US)

(73) Assignee: **CLOUD B, INC.**, Gardena, CA (US)

(**) Term: **14 Years**

(21) Appl. No.: **29/471,111**

(22) Filed: **Oct. 28, 2013**

(30) **Foreign Application Priority Data**

Oct. 2, 2013 (TW) 102306542

(51) **LOC (10) Cl.** **21-01**

(52) **U.S. Cl.**
USPC **D21/511**

(58) **Field of Classification Search**
USPC D21/506, 507, 511; D25/1, 32; D9/636, D9/637, 640, 433; 434/72, 79, 96, 260; 446/69, 75, 110, 476-478, 479; D30/108, 112, 161; 119/498; 52/64, 66
CPC A01K 31/00; A01K 31/14
See application file for complete search history.

(56) **References Cited**

U.S. PATENT DOCUMENTS

D183,620 S * 9/1958 Lago D21/385
D241,961 S * 10/1976 Bollinger D21/507
D254,678 S * 4/1980 Holden et al. D21/507
D258,745 S * 3/1981 Pavone D21/507
D262,557 S * 1/1982 McElhaney D21/507
D275,121 S * 8/1984 Osborne D21/507
D280,999 S * 10/1985 Cavnar D21/507

D282,674 S * 2/1986 Marschak D21/511
D287,740 S * 1/1987 Orenstein D21/507
D327,922 S * 7/1992 Terrazas et al. D21/507
D335,369 S * 5/1993 Gravelle D30/111
D353,434 S * 12/1994 Gilman et al. D21/507
5,722,874 A * 3/1998 Horton et al. 446/476
D421,283 S * 2/2000 Briggs et al. D21/811
D678,960 S * 3/2013 Tamura D21/507
D710,952 S * 8/2014 Guglielmo D21/511

* cited by examiner

Primary Examiner — Cynthia M Chin

(74) *Attorney, Agent, or Firm* — Brooks Acordia IP Law, P.C.


(57) **CLAIM**

The ornamental design for a toy cottage, as shown and described.

DESCRIPTION

FIG. 1 is a perspective view of an embodiment of the toy cottage having reduced door, drawer, roof, window, and outer surface detail;
FIG. 2 is a front elevation view of the embodiment of FIG. 1;
FIG. 3 is a rear elevation view of the embodiment of FIG. 1;
FIG. 4 is a left side elevation view of the embodiment of FIG. 1;
FIG. 5 is a right side elevation view of the embodiment of FIG. 1;
FIG. 6 is a top plan view of the embodiment of FIG. 1; and,
FIG. 7 is a bottom plan view of the embodiment in FIG. 1.
Surface shading is used in the drawing to represent the three-dimensional character and contours of all surfaces of the toy cottage, and are not intended to indicate surface decoration. Portions of the drawing shown in broken lines form no part of the claimed design.

1 Claim, 7 Drawing Sheets






FIG. 1




FIG. 2




FIG. 3




FIG. 4




FIG. 5

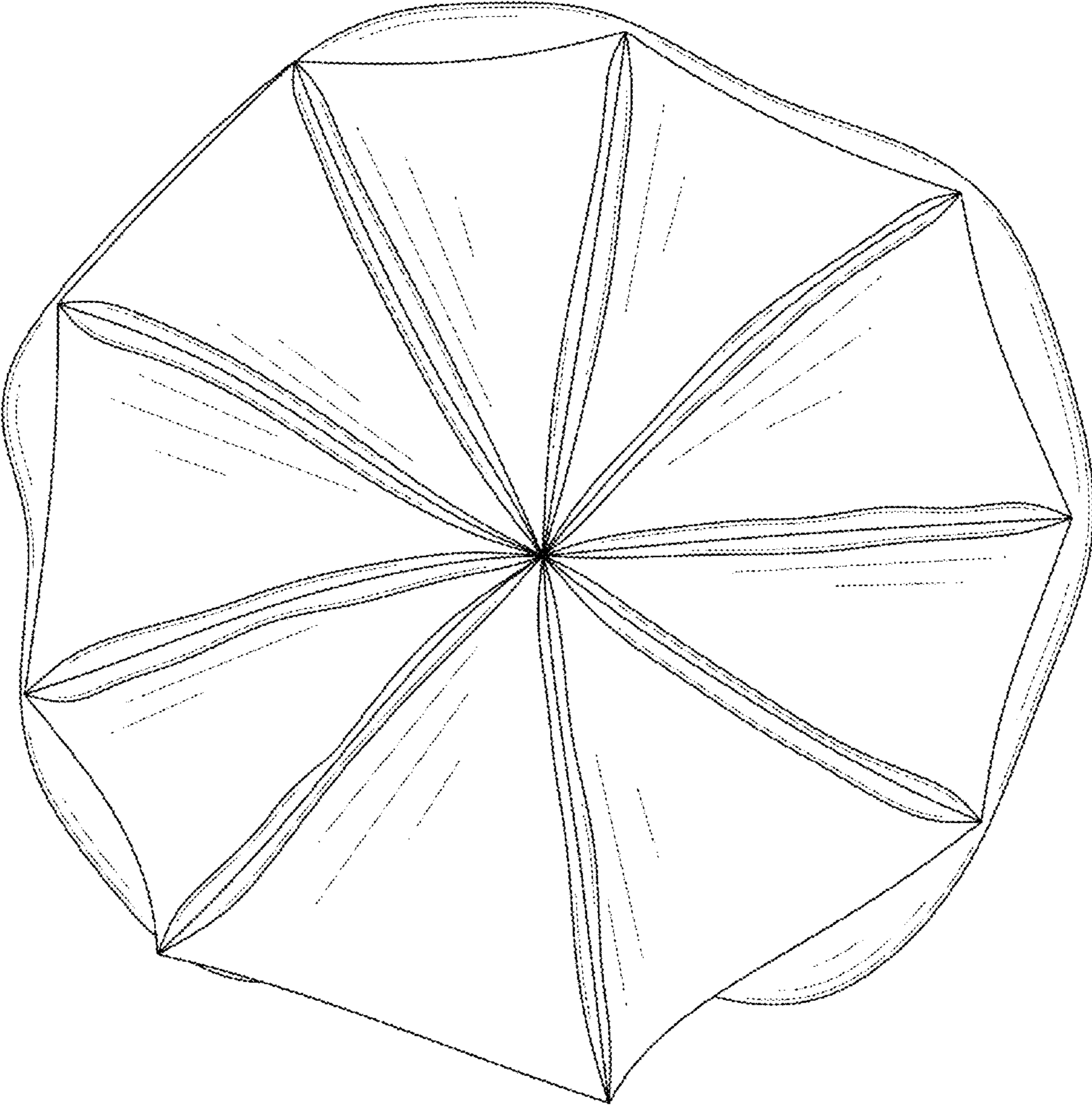


FIG. 6

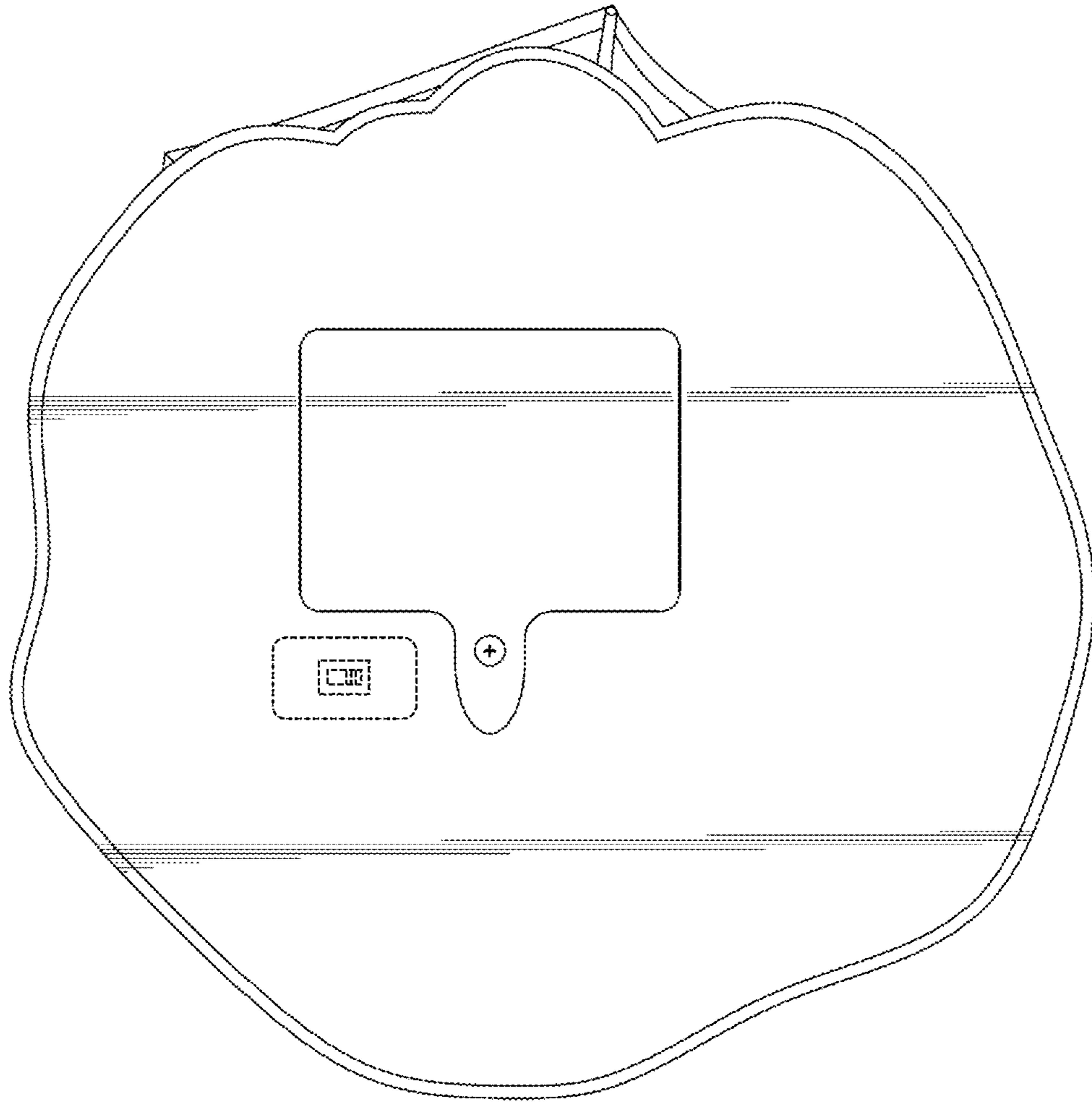


FIG. 7