



US00D750159S

(12) **United States Design Patent**  
**Baldwin**

(10) **Patent No.:** **US D750,159 S**  
(45) **Date of Patent:** **\*\* Feb. 23, 2016**

- (54) **SLIDE CUTTER WITH SLANT EDGE**
- (71) Applicant: **Polyvinyl Films, Inc.**, Sutton, MA (US)
- (72) Inventor: **John E. Baldwin**, Rumford, RI (US)
- (73) Assignee: **POLYVINYL FILMS, INC.**, Sutton, MA (US)
- (\*\*) Term: **14 Years**
- (21) Appl. No.: **29/495,026**
- (22) Filed: **Jun. 26, 2014**
- (51) **LOC (10) Cl.** ..... **18-04**
- (52) **U.S. Cl.**  
USPC ..... **D18/34.9**
- (58) **Field of Classification Search**  
USPC ..... D18/34.1, 34.3, 34.7, 34.8, 34.9;  
D15/127; 83/605, 407, 408, 455, 600,  
83/601, 698.11; 30/155, 159-163, 318  
CPC ..... B26D 2007/005; B26D 2007/0087;  
B26D 2001/0053; B26D 1/025; B26D 1/035;  
B26D 1/045; B26D 1/065; B26D 1/08;  
B26D 1/085; B26D 1/10; B26D 1/105;  
B26D 1/125; B26D 1/147; B26D 1/1475;  
B26D 1/15; B26D 1/151; B26D 1/153;  
B26D 1/1535; B26D 1/185; B26D 1/305;  
B26D 1/34; B26D 1/345; B26D 1/36; B26D  
1/365; B26D 1/38; B26D 1/385; B26D 1/56;  
B26D 1/565; B26D 1/58; B26D 1/585;  
B26D 5/083; B26D 7/015; B26D 7/025;  
B26D 7/22; B23D 35/008; Y10T 83/7763;  
Y10T 83/8822; Y10T 83/885; Y10T 83/8851;  
Y10T 83/7507; Y10T 83/8874; Y10T  
83/8814; Y10S 83/955  
See application file for complete search history.

- (56) **References Cited**  
U.S. PATENT DOCUMENTS  
794,013 A 7/1905 Hill  
3,277,760 A 10/1966 Keene et al.

3,549,066 A 12/1970 Wankow  
3,821,815 A 6/1974 Larrable

(Continued)

**FOREIGN PATENT DOCUMENTS**

JP 58217576 A 12/1983

**OTHER PUBLICATIONS**

YouTube. <URL: <https://www.youtube.com/watch?v=WL2L1sfuABU>>. Jan. 8, 2015. TiteCut slide cutter.\*

*Primary Examiner* — Bridget L Eland

*Assistant Examiner* — Lauren McVey

(74) *Attorney, Agent, or Firm* — Adler Pollack & Sheehan P.C.; George N. Chaclas, Esq.; Daniel J. Holmander, Esq.

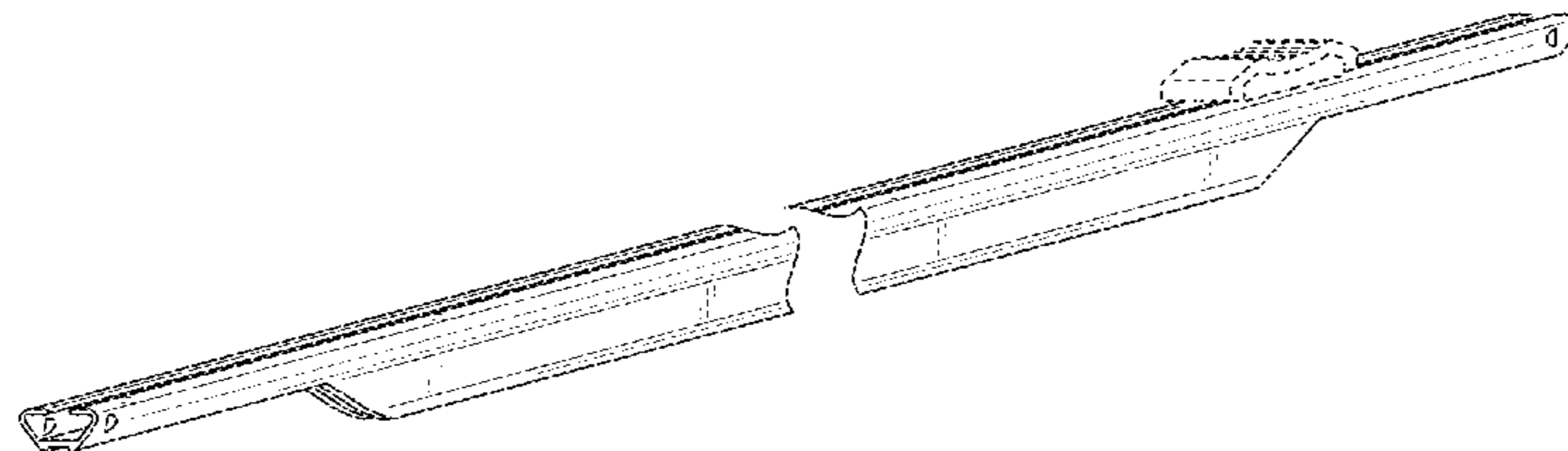
(57) **CLAIM**

The ornamental design for a slide cutter with slant edge, as shown and described.

**DESCRIPTION**

FIG. 1 is a top perspective view of the slide cutter with slant edge according to the present disclosure.  
 FIG. 2 is a front view of the slide cutter with slant edge according to the present disclosure.  
 FIG. 3 is a back view of the slide cutter with slant edge according to the present disclosure.  
 FIG. 4 is a right side end view of the slide cutter with slant edge according to the present disclosure.  
 FIG. 5 is a left side end view of the slide cutter with slant edge according to the present disclosure.  
 FIG. 6 is a top view of the slide cutter with slant edge according to the present disclosure; and,  
 FIG. 7 is a bottom view of the slide cutter with slant edge according to the present disclosure.  
 The broken away symbols in the drawings indicate the appearance of any portion of the article between the break lines forms no part of the claimed design.

**1 Claim, 4 Drawing Sheets**



(56)

**References Cited**

U.S. PATENT DOCUMENTS

3,821,915 A 7/1974 Larrable  
 4,196,647 A 4/1980 Fish  
 4,197,774 A 4/1980 Singh et al.  
 4,210,043 A 7/1980 Urion et al.  
 4,856,975 A 8/1989 Gearhart  
 4,960,022 A 10/1990 Chuang  
 D317,939 S \* 7/1991 Judd ..... D18/34.8  
 5,052,256 A \* 10/1991 Morrissey ..... B26D 1/305  
 83/468  
 5,243,890 A 9/1993 Ober  
 5,273,809 A 12/1993 Simmons  
 5,292,046 A 3/1994 Kaiser et al.  
 5,398,576 A 3/1995 Chiu  
 5,440,961 A 8/1995 Lucas, Jr. et al.  
 5,524,515 A 6/1996 Boda  
 D379,193 S 5/1997 Cornell  
 6,035,755 A \* 3/2000 Mori ..... B26D 1/205  
 83/614  
 D425,548 S 5/2000 Rellinger  
 6,223,639 B1 \* 5/2001 Chen ..... B26D 1/045  
 225/93

D467,609 S \* 12/2002 Mori ..... D18/34.9  
 D469,461 S 1/2003 Gstalder  
 6,786,123 B1 \* 9/2004 Chen ..... B26D 1/185  
 83/485  
 7,000,520 B2 2/2006 Nichols et al.  
 D529,945 S \* 10/2006 Gunter ..... D18/34.9  
 D559,307 S 1/2008 Lam et al.  
 7,918,151 B2 4/2011 Vegliante et al.  
 7,921,756 B2 4/2011 Vegliante et al.  
 2003/0140761 A1 7/2003 Schulz  
 2004/0187318 A1 9/2004 Mathieu et al.  
 2004/0206222 A1 10/2004 Chuang  
 2006/0266191 A1 \* 11/2006 Shih ..... B26D 1/205  
 83/614  
 2007/0044617 A1 3/2007 Pavlik  
 2008/0005882 A1 \* 1/2008 Kaiser ..... B26D 1/065  
 83/455  
 2011/0192265 A1 \* 8/2011 Yoder ..... B26B 29/06  
 83/522.19  
 2012/0111169 A1 \* 5/2012 Blalock ..... B26B 3/08  
 83/614

\* cited by examiner

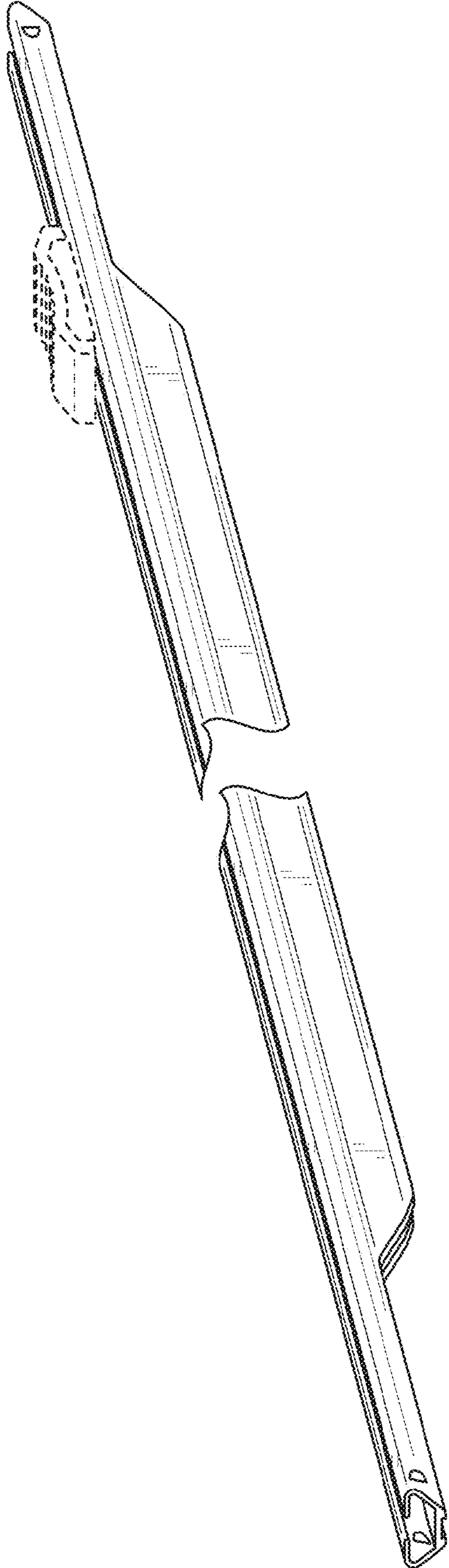


FIG. 1

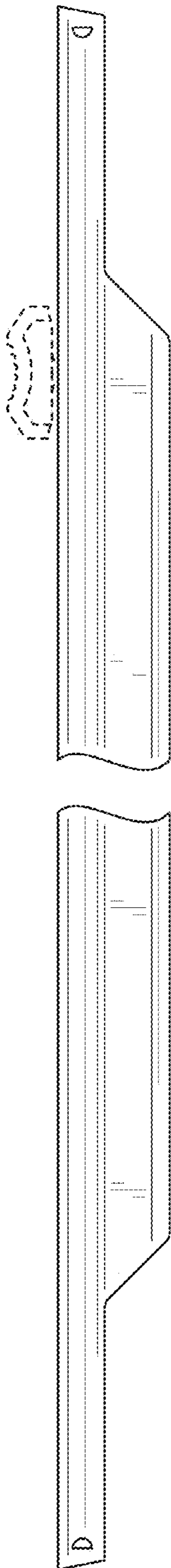


FIG. 2




FIG. 3

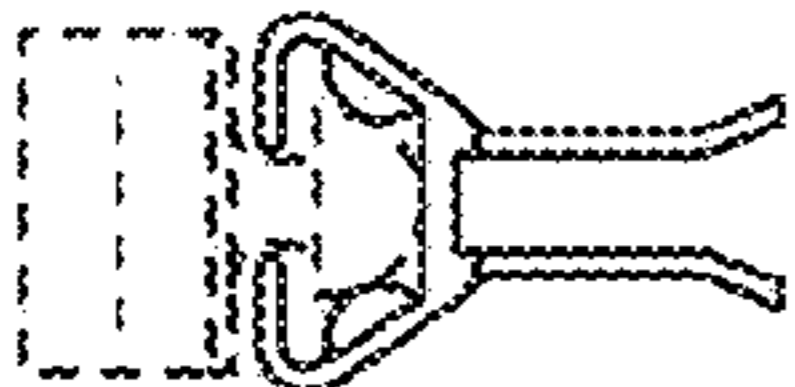


FIG. 4

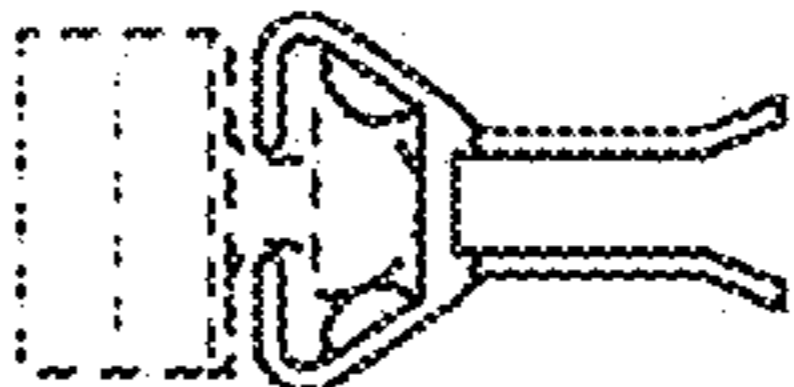


FIG. 5



FIG. 6

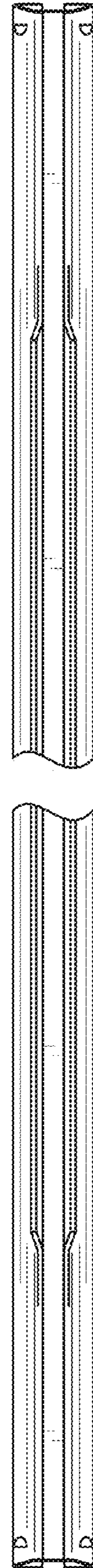


FIG. 7