



US00D750145S

(12) **United States Design Patent**
Stephens et al.

(10) **Patent No.:** **US D750,145 S**

(45) **Date of Patent:** **** *Feb. 23, 2016**

(54) **ELECTRODE HOLDER**

(71) Applicant: **Victor Equipment Company**, Denton, TX (US)

(72) Inventors: **Mike Stephens**, The Colony, TX (US);
Glenn K. Redding, Flower Mound, TX (US); **Indy Datta**, Denton, TX (US)

(73) Assignee: **Victor Equipment Company**, Denton, TX (US)

(*) Notice: This patent is subject to a terminal disclaimer.

(**) Term: **14 Years**

(21) Appl. No.: **29/495,422**

(22) Filed: **Jun. 30, 2014**

(51) **LOC (10) Cl.** **15-09**

(52) **U.S. Cl.**
USPC **D15/144**

(58) **Field of Classification Search**
USPC D8/30; D15/144, 144.1, 144.2
See application file for complete search history.

(56) **References Cited**

U.S. PATENT DOCUMENTS

2,067,230	A *	1/1937	Bowers	219/138
2,375,657	A *	5/1945	Jackson	219/138
2,384,999	A *	9/1945	Heinrich	219/138
2,386,399	A *	10/1945	Jackson	219/138
2,401,523	A *	6/1946	Townsend	219/138
2,404,125	A *	7/1946	Donnelly, Jr.	219/138
2,415,671	A *	2/1947	Camilleri	219/138
2,449,370	A *	9/1948	Donnelly	219/138

2,477,207	A *	7/1949	Rinehart	219/138
2,681,969	A *	6/1954	Burke	219/138
2,692,933	A *	10/1954	Cornell	219/138
2,799,771	A *	7/1957	Donnelly, Jr.	219/138
2,899,536	A *	8/1959	Hoese et al.	219/70
3,140,386	A *	7/1964	Cartwright	219/138
3,356,823	A *	12/1967	Waters et al.	219/138
3,659,072	A *	4/1972	Carkhuff et al.	219/70
D417,828	S *	12/1999	Amin	D8/30
D419,044	S *	1/2000	Amin	D8/30
D419,408	S *	1/2000	Amin	D8/30
D419,838	S *	2/2000	Amin	D8/30
D422,186	S *	4/2000	Amin	D8/30
D424,388	S *	5/2000	Amin	D8/30
D615,573	S *	5/2010	Peters et al.	D15/144

* cited by examiner

Primary Examiner — Patricia Palasik

(74) *Attorney, Agent, or Firm* — Kacvinsky Daisak Bluni PLLC

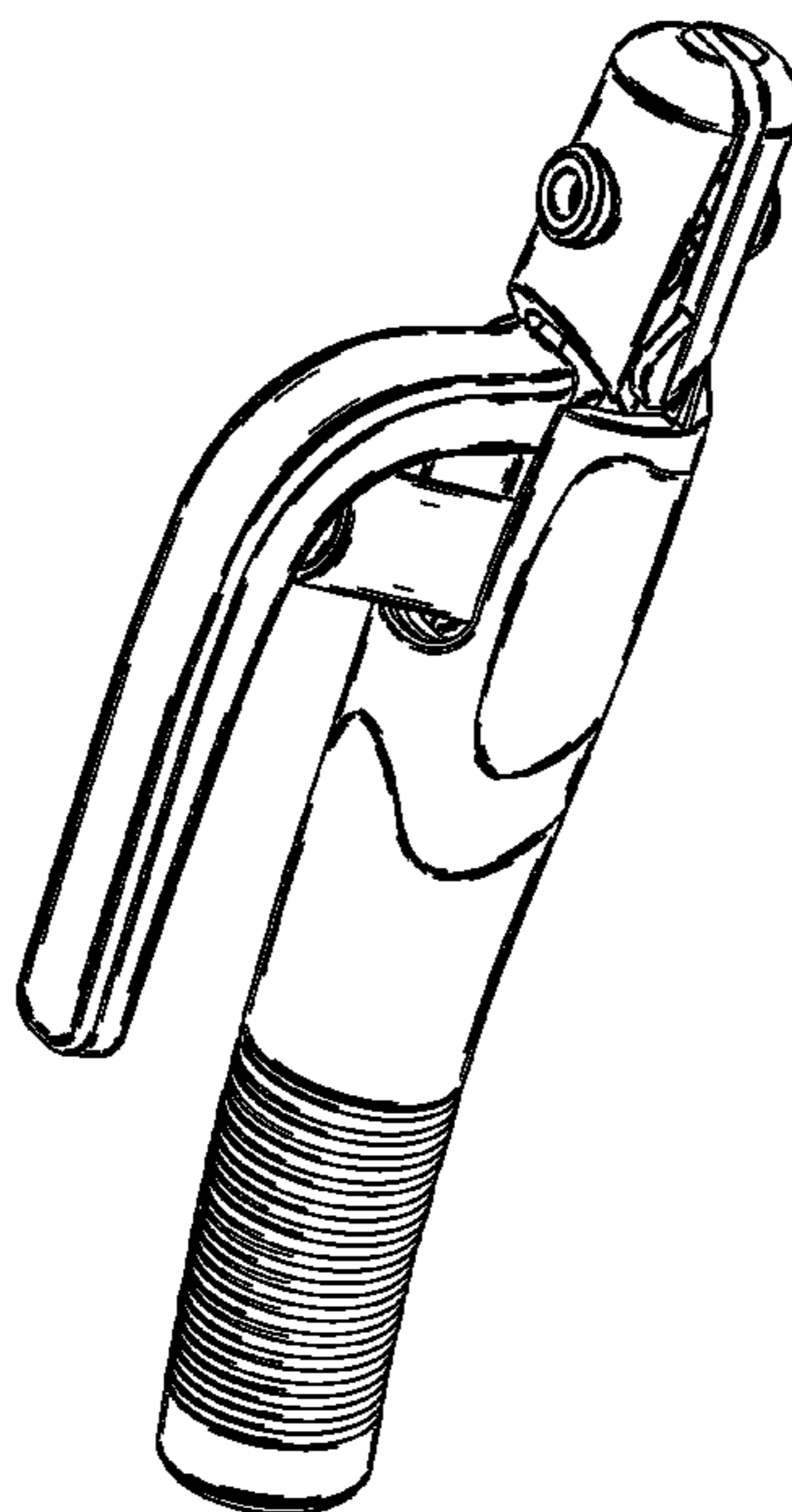
(57) **CLAIM**

The ornamental design for an electrode holder, as shown and described.

DESCRIPTION

FIG. 1 is a top perspective view of the electrode holder; FIG. 2 is another top perspective view thereof; FIG. 3 is a side view thereof; FIG. 4 is another side view thereof; FIG. 5 is a front view thereof; FIG. 6 is a rear view thereof; FIG. 7 is a top view thereof; and, FIG. 8 is a bottom view thereof. The broken lines in the drawings depict unclaimed environmental subject matter.

1 Claim, 8 Drawing Sheets



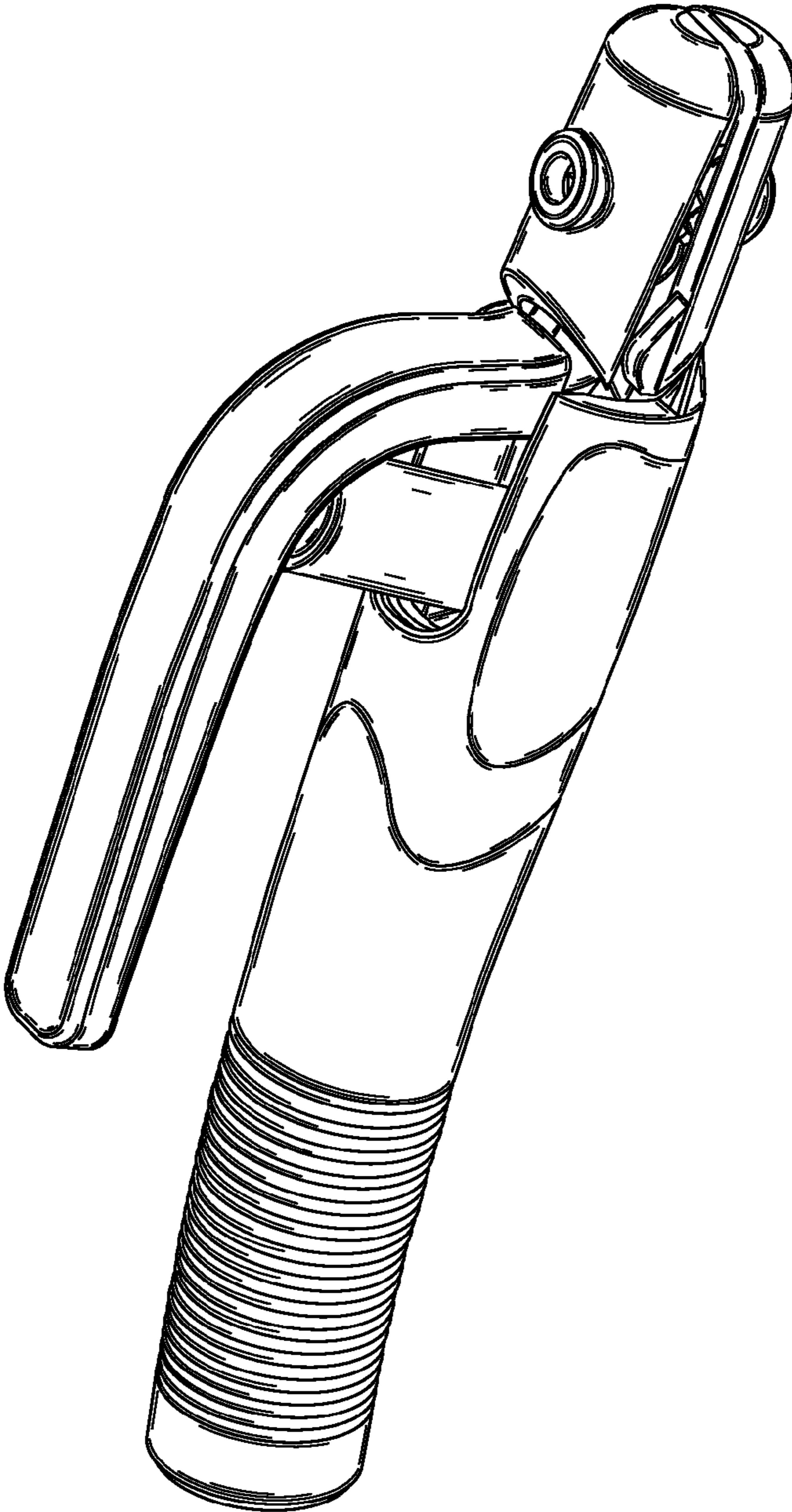


FIG. 1

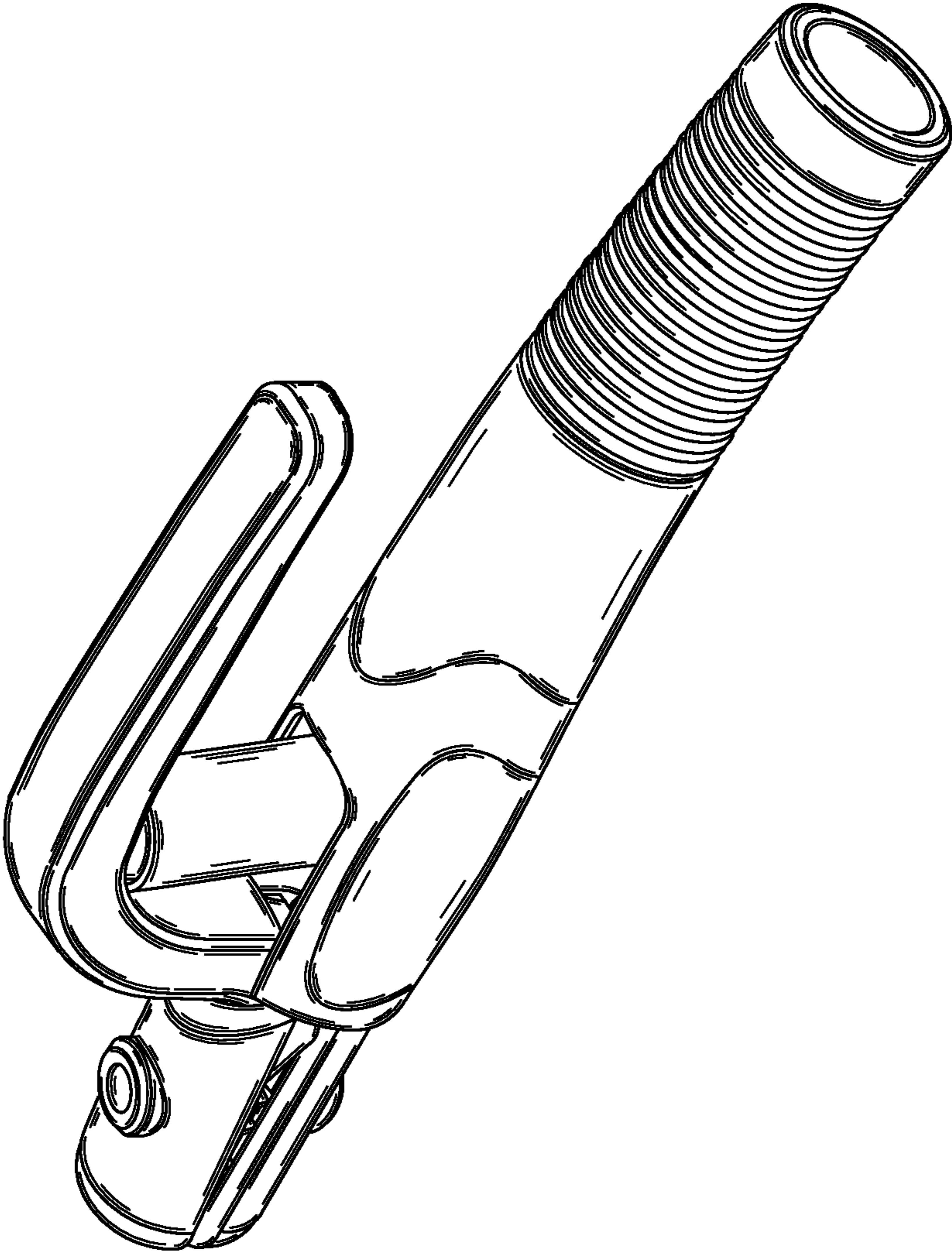


FIG. 2

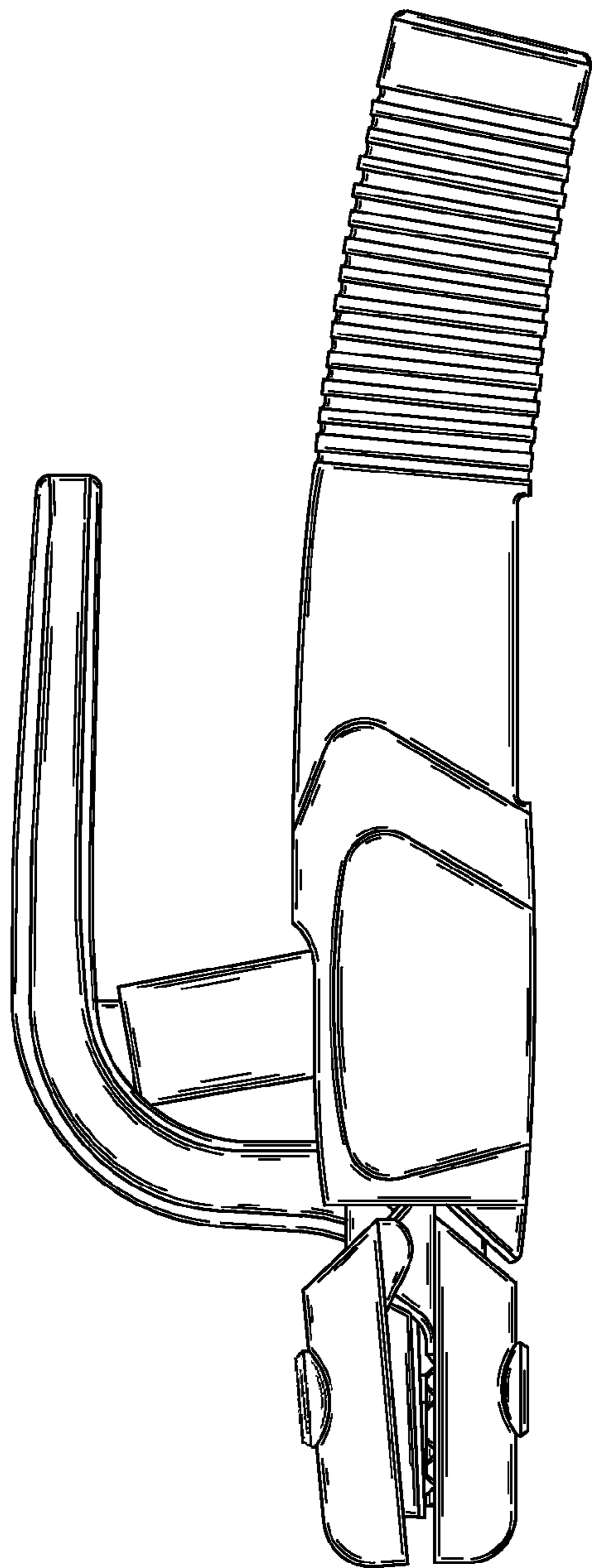


FIG. 3

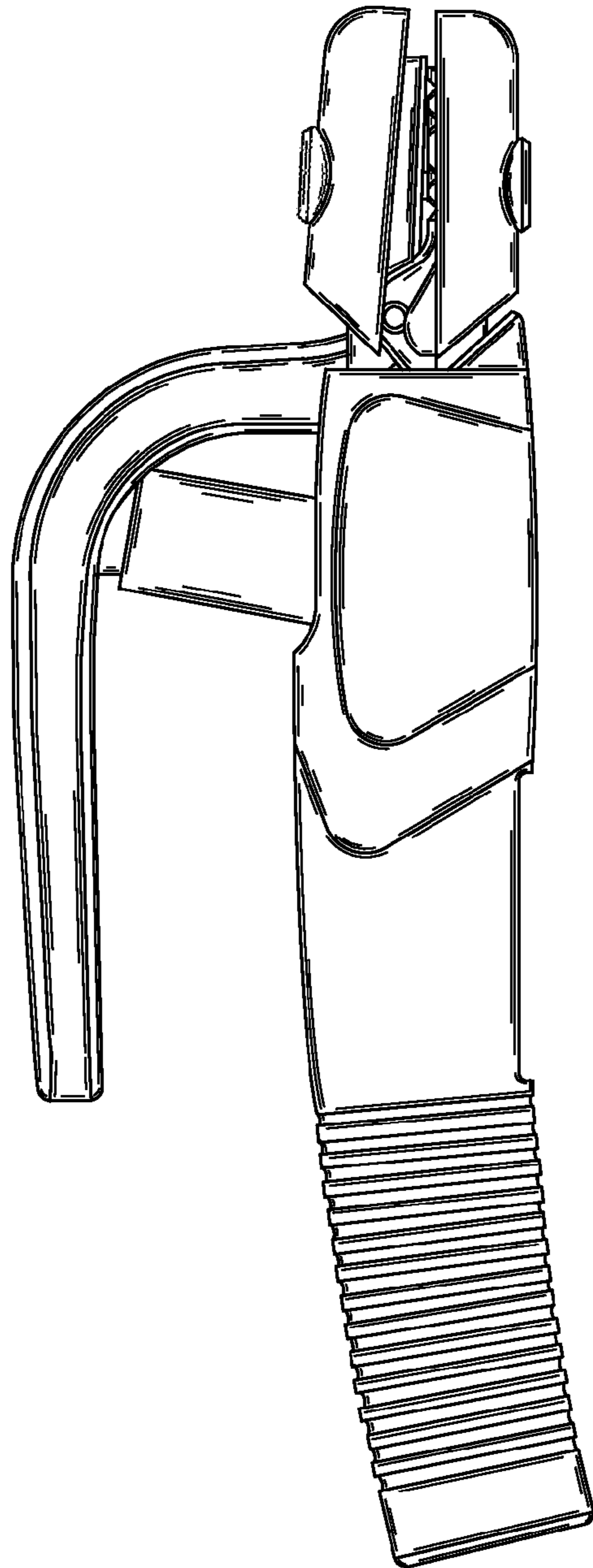


FIG. 4

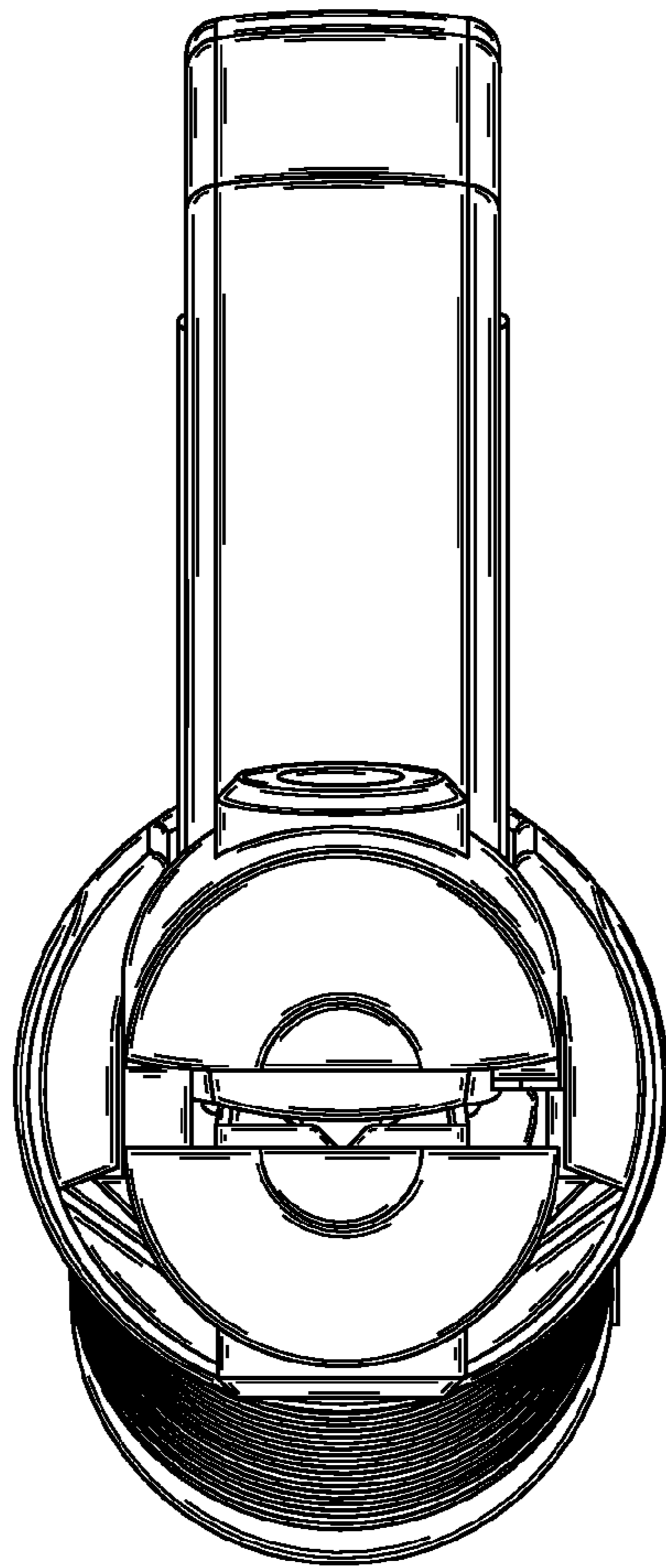


FIG. 5

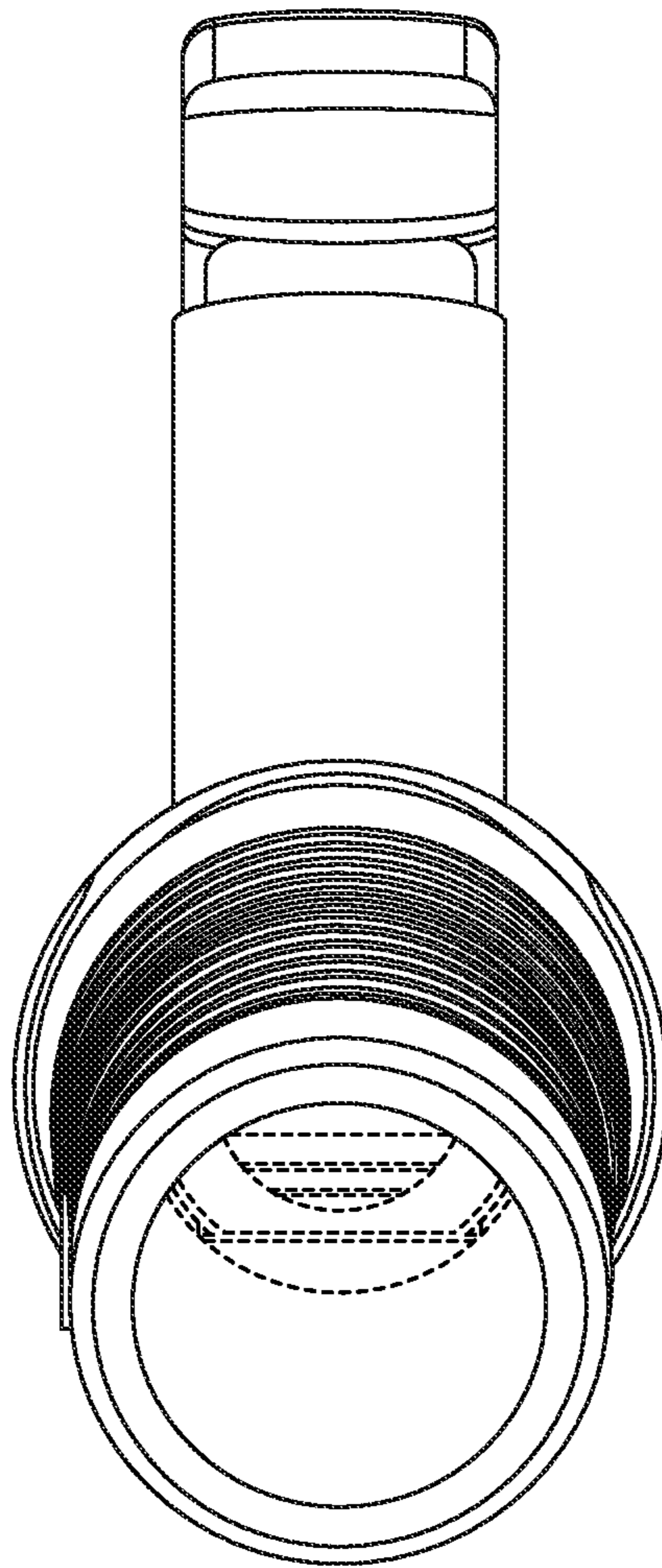


FIG. 6

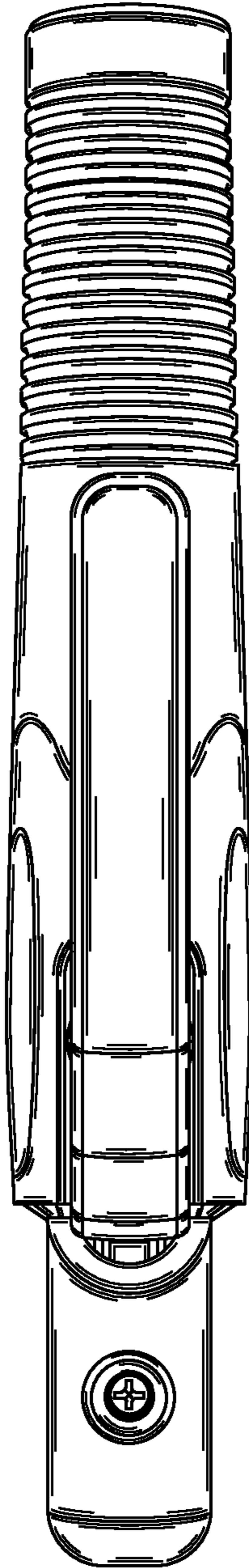


FIG. 7

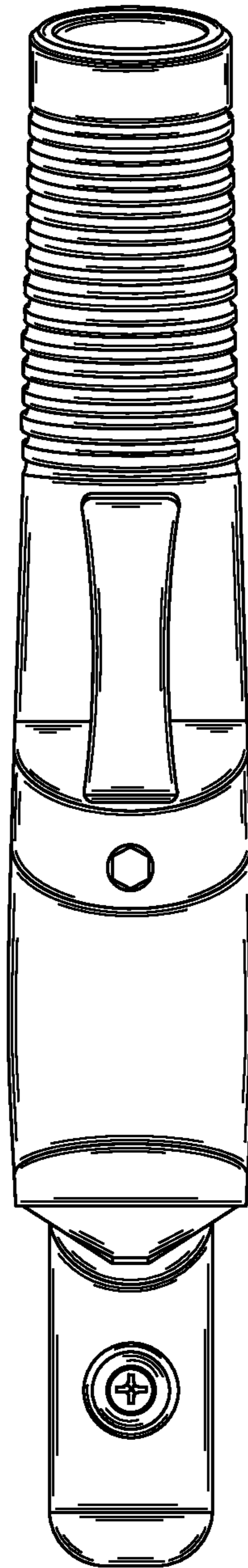


FIG. 8