



US00D750105S

(12) **United States Design Patent**
Leighton et al.

(10) **Patent No.:** **US D750,105 S**

(45) **Date of Patent:** **** Feb. 23, 2016**

(54) **DISPLAY SCREEN OR PORTION THEREOF WITH GRAPHICAL USER INTERFACE**

(71) Applicant: **3M INNOVATIVE PROPERTIES COMPANY**, St. Paul, MN (US)

(72) Inventors: **Michael C. Leighton**, Excelsior, MN (US); **Johan R. Andersson**, Stockholm (SE); **Pontus Axelsson**, Stockholm (SE); **Michael Rotstein**, Stockholm (SE)

(73) Assignee: **3M INNOVATIVE PROPERTIES COMPANY**, St. Paul, MN (US)

(**) Term: **14 Years**

(21) Appl. No.: **29/481,072**

(22) Filed: **Jan. 31, 2014**

(51) **LOC (10) Cl.** **14-03**

(52) **U.S. Cl.**
USPC **D14/485**

(58) **Field of Classification Search**
USPC D14/485-495; D20/24; D18/26, 31-33; 715/702, 764
CPC G06F 3/016; G06F 3/0481; G06F 3/0482
See application file for complete search history.

(56) **References Cited**

U.S. PATENT DOCUMENTS

D541,294 S *	4/2007	Burkard	D14/492
D545,835 S *	7/2007	Anthony	D14/488
D555,663 S *	11/2007	Nagata	D14/488
D580,949 S *	11/2008	Duarte	D14/488
D596,190 S *	7/2009	Garcia	D14/485

D598,468 S *	8/2009	Hirsch	D14/491
D598,928 S *	8/2009	Hirsch	D14/485
D609,244 S *	2/2010	Seo	D14/488
D612,391 S *	3/2010	Fletcher	D14/486
D615,098 S *	5/2010	Winjum	D14/492
D620,496 S *	7/2010	Matas	D14/486
D627,789 S *	11/2010	Jewitt	D14/485
D628,210 S *	11/2010	Luke	D14/486
D633,523 S *	3/2011	Trabona	D14/493
D633,525 S *	3/2011	Trabona	D14/495
D645,872 S *	9/2011	Smith	D14/488
D650,796 S *	12/2011	Rincover	D14/492
D660,872 S	5/2012	Marchetti		
D663,313 S	7/2012	David		
D666,209 S *	8/2012	Cranfill	D14/486
D676,868 S	2/2013	Wagner		

* cited by examiner

Primary Examiner — Lakiya Rogers

Assistant Examiner — Rhea Shields

(74) *Attorney, Agent, or Firm* — Irina Hass

(57) **CLAIM**


The ornamental design for a display screen or portion thereof with graphical user interface, as shown and described.

DESCRIPTION

FIG. 1 is a front view of a display screen or portion thereof with graphical user interface showing our new design; and, FIG. 2 is a reduced front view thereof showing the design within an electronic device.

In the drawings, the broken lines are for the purpose of illustrating environment and a display screen or portion thereof with graphical user interface; forming no part of the claimed design.

1 Claim, 1 Drawing Sheet






Fig. 1




Fig. 2