



US00D750092S

(12) **United States Design Patent**
Kim et al.

(10) **Patent No.:** **US D750,092 S**
(45) **Date of Patent:** **** Feb. 23, 2016**

(54) **FURNITURE FOR A TELEVISION RECEIVER**

(71) Applicant: **Samsung Electronics Co., Ltd.**,
Suwon-si, Gyeonggi-do (KR)

(72) Inventors: **Sangtae Kim**, Seongnam-si (KR);
Chiwon Kim, Gunpo-si (KR); **Bojoong Kim**,
Yongin-si (KR); **Jungwon Yang**, Seoul (KR)

(73) Assignee: **SAMSUNG ELECTRONICS CO., LTD.** (KR)

(**) Term: **14 Years**

(21) Appl. No.: **29/480,974**

(22) Filed: **Jan. 31, 2014**

(30) **Foreign Application Priority Data**

Aug. 1, 2013 (KR) 30-2013-0039887

(51) **LOC (10) Cl.** **08-07**

(52) **U.S. Cl.**
USPC **D14/451; D6/672**

(58) **Field of Classification Search**
USPC D14/371–382, 125–129, 336, 337,
D14/447–452, 492, 335, 239, 457, 439–441,
D14/432, 251–253; D8/349, 354, 363, 373,
D8/376, 380; D21/333; D12/415; D3/218;
348/180, 184, 325, 739, 825; 248/323,
248/278.1, 286.1; D6/660, 661, 671, 672,
D6/675, 675.1–675.3, 682, 677.1, 678.1,
D6/678.2, 681.2, 678, 668, 661.3

CPC G06F 3/0412; G06F 3/016; G06F 3/0488;
G06F 3/011; G06F 3/038; G06F 3/03543;
G06F 3/0338; G06F 3/0202; G06F 3/0219;
G06F 3/0213; G06F 1/1616; G06F 3/023;
G06F 3/04883; G02F 1/13338; G02F 1/1313;
G02F 1/1333; G02F 1/135; G02F 1/132;
G02F 1/133308; G02F 1/134309; G02F
1/13718; G09G 3/3648; G06K 15/1252;
B41J 2/465; G03F 7/70291; G02B 27/0172;

G02B 5/30; G02B 2027/0118; G02B 27/0101;
F16M 13/02; F16M 13/00; F16M 11/10;
F16M 11/04; F16M 2200/08; F16M 11/2021;
A47B 21/0314; A47B 88/044; A47B
2021/0335; H02G 3/126; F16B 47/00; F16B
47/006; A47G 1/17; A47K 2201/00

See application file for complete search history.

(56) **References Cited**

U.S. PATENT DOCUMENTS

1,580,496 A * 4/1926 Kelly G03B 17/26
396/656
D163,206 S * 5/1951 Klotz D14/239
D415,356 S * 10/1999 Trombly D6/300
D476,632 S * 7/2003 Inoue D14/126
D497,166 S * 10/2004 Vick D14/375
D532,765 S * 11/2006 Peng D14/126

(Continued)

Primary Examiner — Deanna L Pratt

Assistant Examiner — Katie Mroczka

(74) *Attorney, Agent, or Firm* — Cantor Colburn LLP

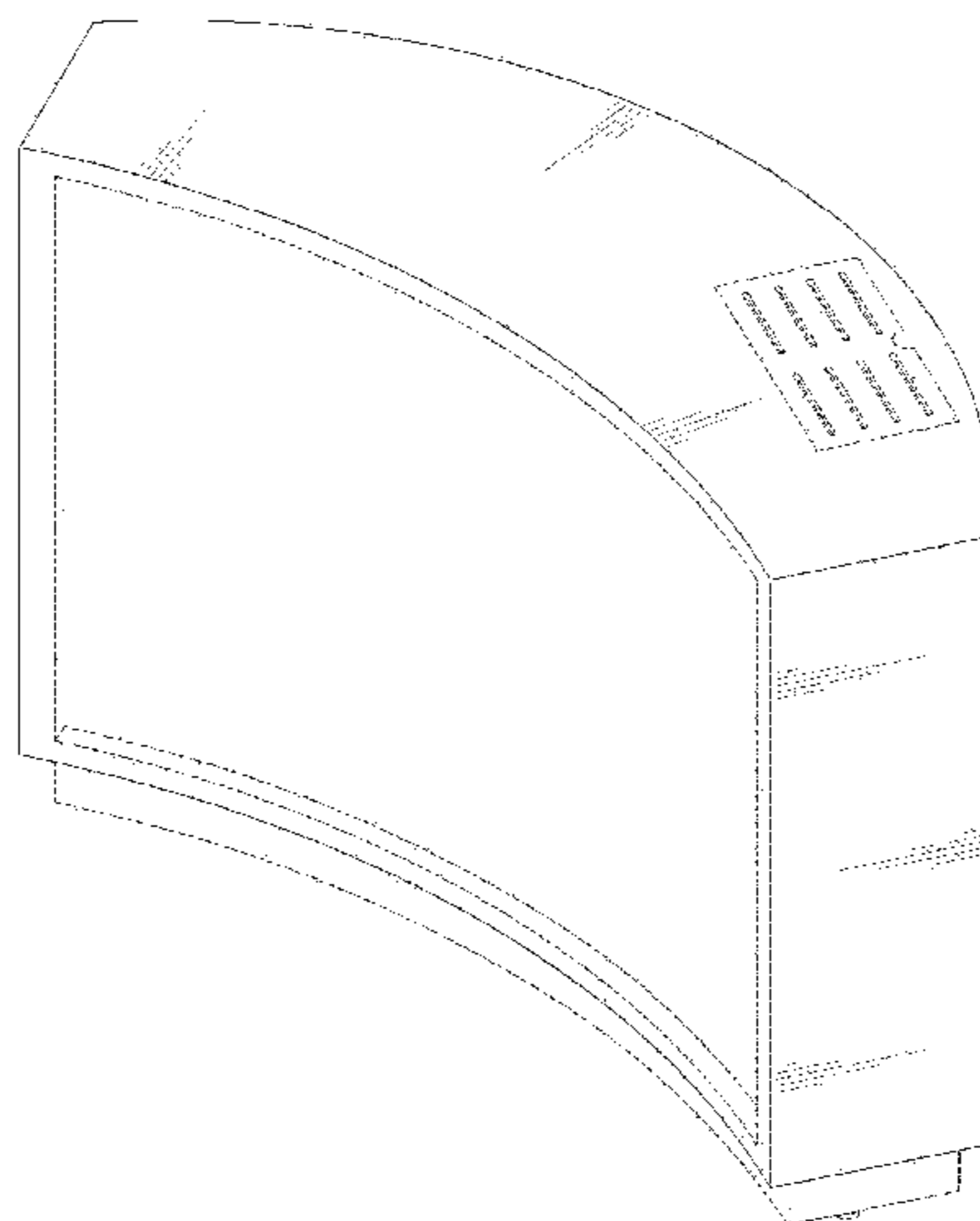
(57) **CLAIM**

We claim, the ornamental design for furniture for a television receiver, as shown and described.

DESCRIPTION

FIG. 1 is a front perspective view of furniture for a television receiver showing our new design;
FIG. 2 is a front elevation view thereof;
FIG. 3 is a rear elevation view thereof;
FIG. 4 is a side elevation view thereof;
FIG. 5 is another side elevation view thereof;
FIG. 6 is a top plan view thereof;
FIG. 7 is a bottom plan view thereof; and,
FIG. 8 is an additional front elevation view thereof.
The broken lines in FIGS. 1-8 illustrate portions of the furniture for a television receiver that form no part of the claimed design.

1 Claim, 8 Drawing Sheets



(56)

References Cited

U.S. PATENT DOCUMENTS

D542,296 S * 5/2007 Bockheim D14/451
7,441,357 B2 * 10/2008 Steer G09F 15/0025
40/603
D622,068 S * 8/2010 Wisniewski D6/300
D661,124 S * 6/2012 Curbbun D20/10
D675,031 S * 1/2013 Presgraves D6/300

D677,075 S * 3/2013 Rodgers D6/672
D715,250 S * 10/2014 Kang D14/204
D719,116 S * 12/2014 Bang D14/126
D720,316 S * 12/2014 Huh D14/126
D721,666 S * 1/2015 Son D14/126
D730,858 S * 6/2015 Yoon D14/126
D733,716 S * 7/2015 Bang D14/451
D734,074 S * 7/2015 Jouin D6/672

* cited by examiner

FIG. 1

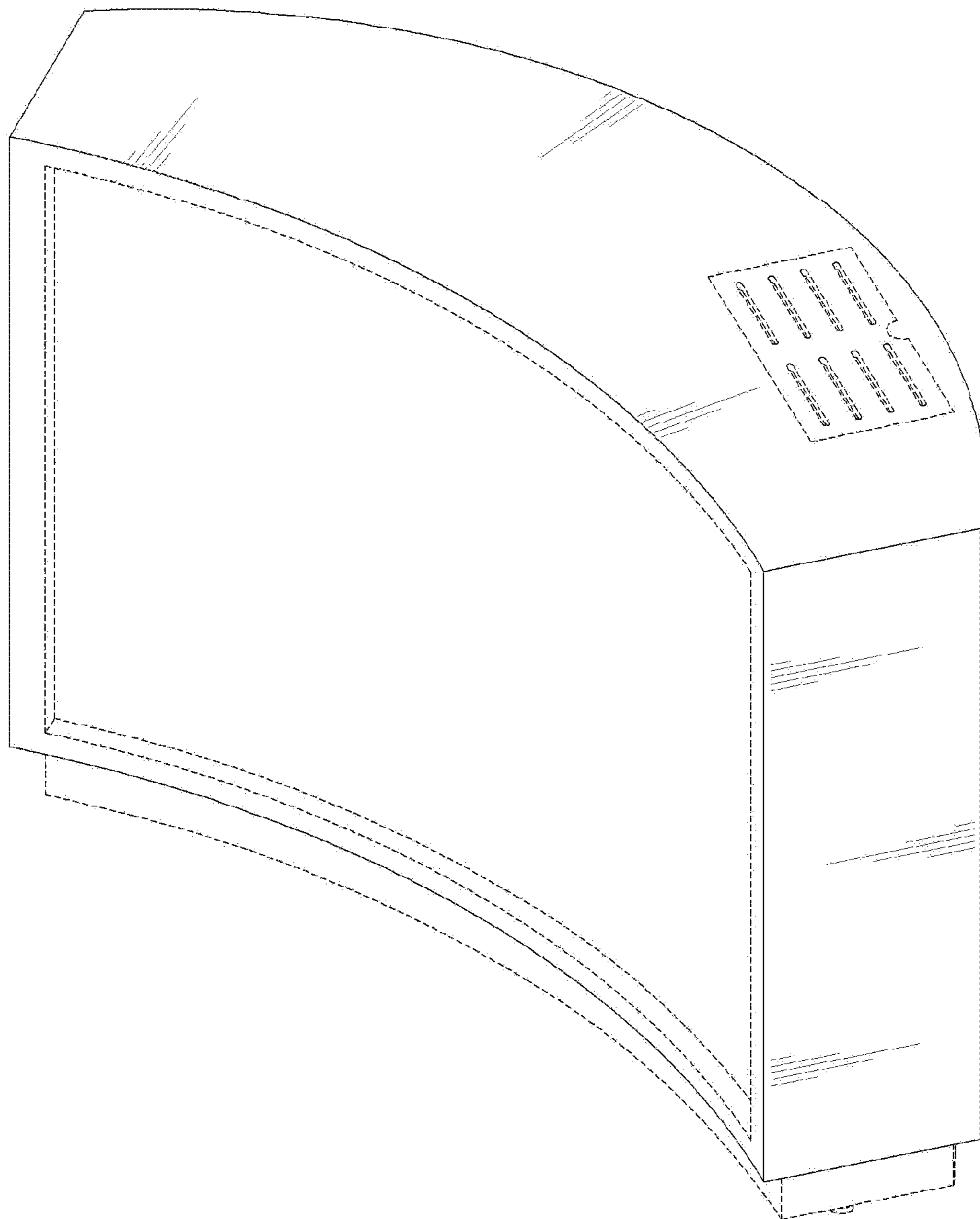


FIG. 2

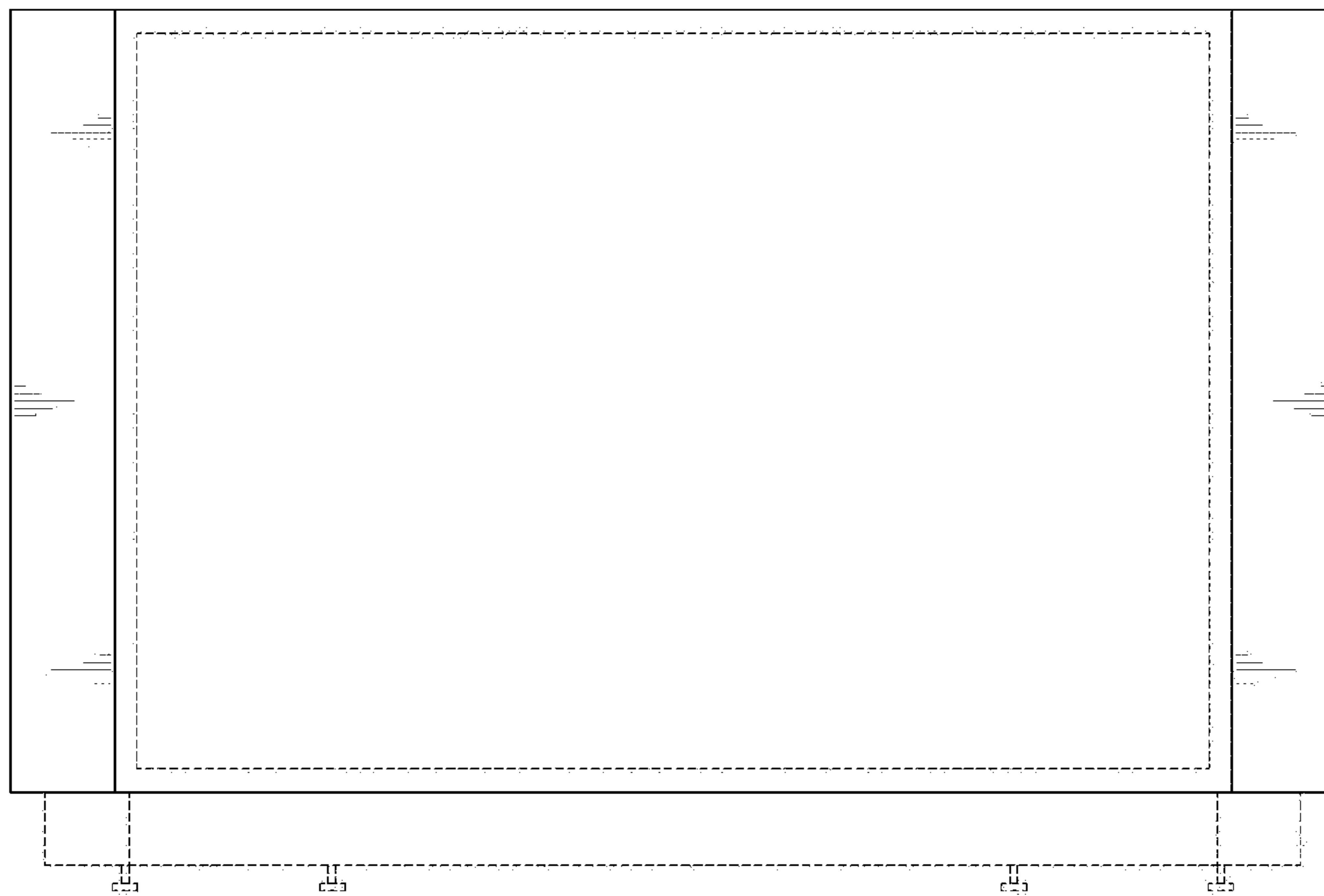


FIG. 3

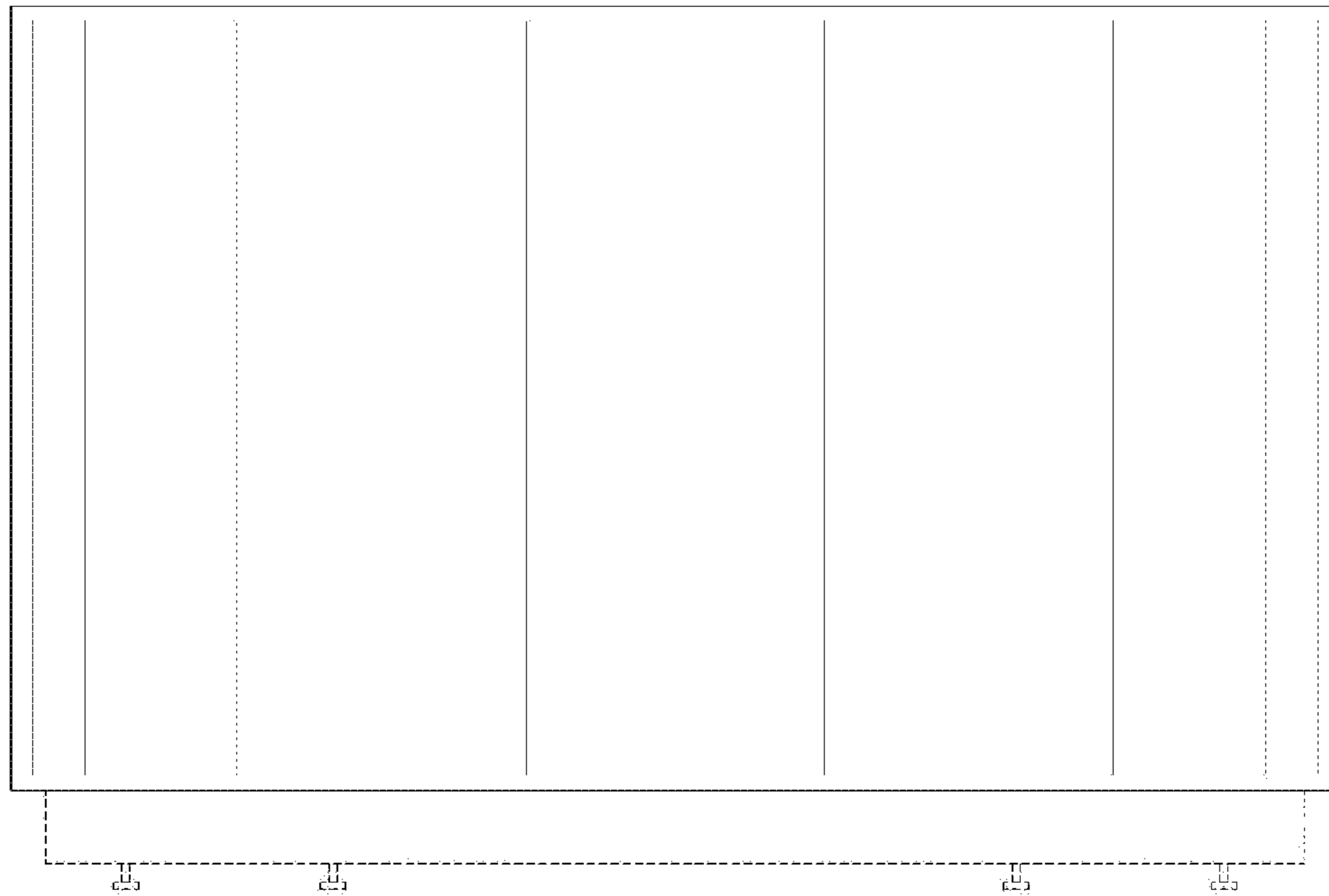


FIG. 4




FIG. 5

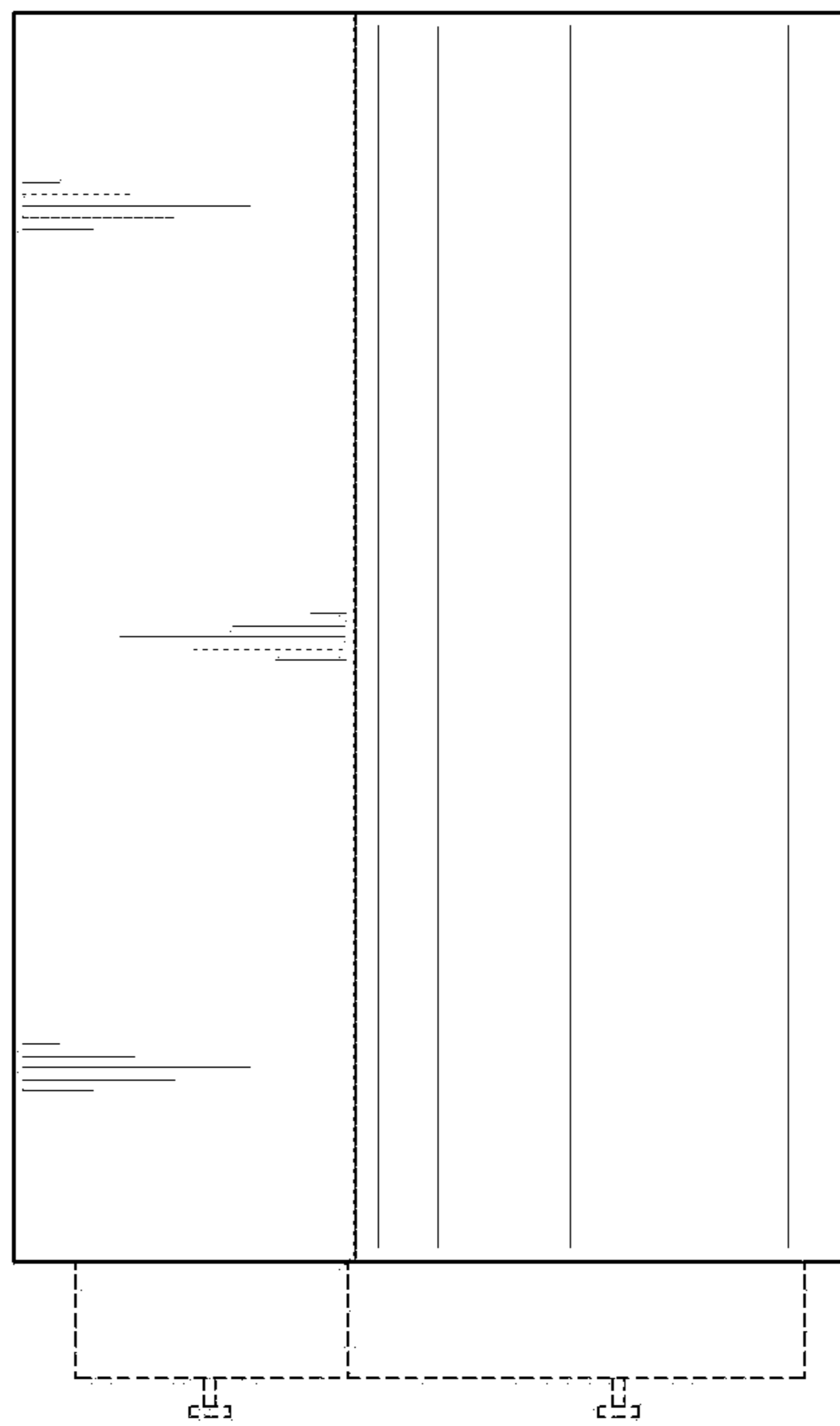


FIG. 6

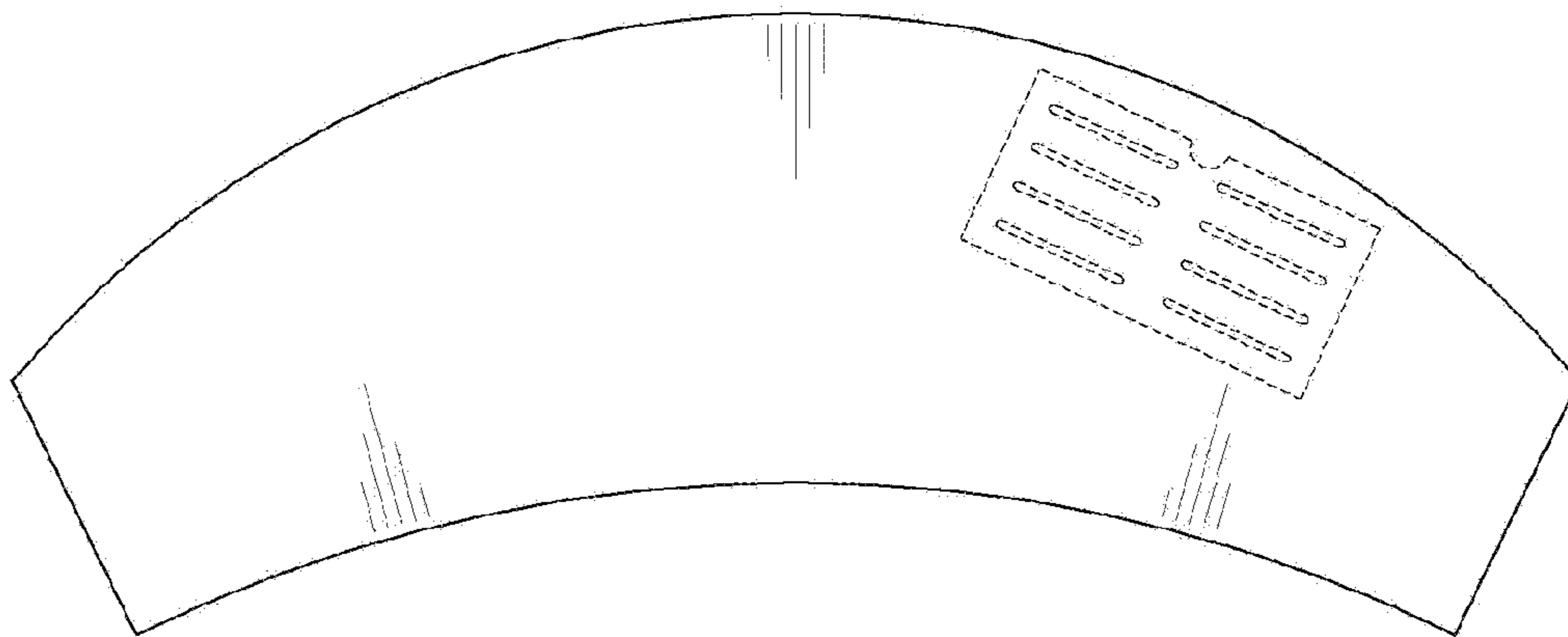


FIG. 7

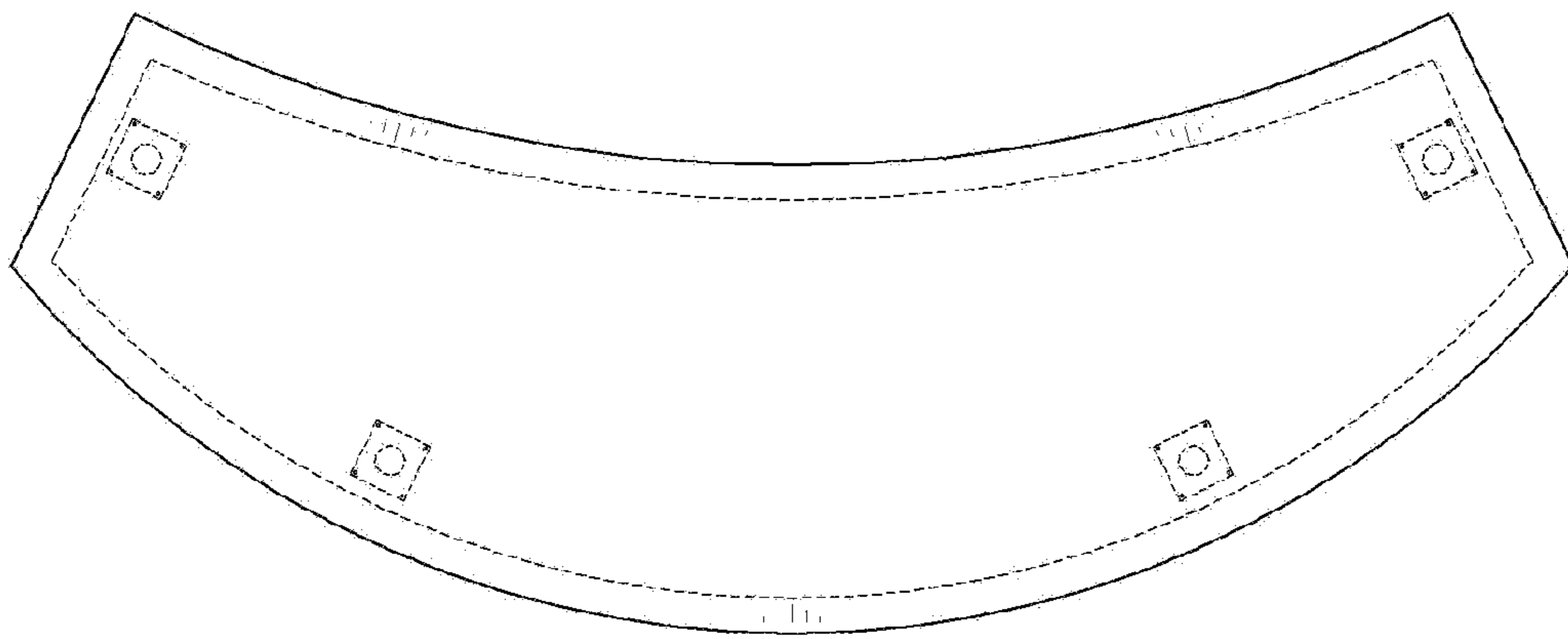


FIG. 8

