



US00D750063S

(12) **United States Design Patent**
Chung et al.

(10) **Patent No.:** **US D750,063 S**

(45) **Date of Patent:** **** Feb. 23, 2016**

(54) **ELECTRONIC DEVICE**

(71) Applicant: **Samsung Electronics Co., Ltd.**,
Suwon-si (KR)

(72) Inventors: **Eun Vit Chung**, Seoul (KR); **Chul-Yong Cho**, Seoul (KR); **Sang Min Hyun**, Seoul (KR); **Dae Kyung Ahn**, Namyangjusi (KR)

(73) Assignee: **Samsung Electronics Co., Ltd.**,
Suwon-si (KR)

(**) Term: **14 Years**

(21) Appl. No.: **29/473,850**

(22) Filed: **Nov. 26, 2013**

(30) **Foreign Application Priority Data**

May 29, 2013 (KR) 30-2013-0028009
(51) **LOC (10) Cl.** **14-02**

(52) **U.S. Cl.**
USPC **D14/341**

(58) **Field of Classification Search**
USPC D14/341-347, 137, 138 R, 138 AA, D14/138 C, 138 G, 496, 203.1, 203.3, 203.4, D14/203.7, 129, 130, 147, 218, 247, 248, D14/250, 374, 371, 385, 388, 389, 315-318, D14/420, 426, 439; D6/308, 310; D10/65, D10/104.1; D19/26, 59, 60; D21/324, 329, D21/330, 332; 248/917-924; 463/37; 455/556.1, 556.2, 566, 575.1, 90.3; 379/433.04, 433.01, 433.06, 916; 345/173, 901, 905; 348/376; 361/679.26, 679.27, 679.21, 679.3, 361/679.55, 679.56, 679.59
CPC H04M 1/0202; H04M 1/0279; H04M 1/0281; H04M 1/0283; H04M 1/0214; H04M 1/0264; H04M 1/72544; H04M 1/72552; G06F 1/1613; G06F 1/1624; G06F 1/1626; G06F 1/165; G06F 3/0485; G06F 3/0488

See application file for complete search history.

(56) **References Cited**

U.S. PATENT DOCUMENTS

D584,726	S	*	1/2009	Morita	D14/341
D587,704	S	*	3/2009	McCoy	D14/345
D629,798	S	*	12/2010	Arie et al.	D14/341
D631,455	S	*	1/2011	Kim et al.	D14/138 AB
D639,806	S	*	6/2011	Lee et al.	D14/345
D644,219	S	*	8/2011	Sawada	D14/345
D658,173	S	*	4/2012	Kim	D14/345
D680,527	S	*	4/2013	Reeves et al.	D14/341
D680,528	S	*	4/2013	Reeves et al.	D14/341
D680,529	S	*	4/2013	Reeves et al.	D14/341
D680,531	S	*	4/2013	Honda et al.	D14/345
D687,035	S	*	7/2013	Reeves et al.	D14/345
D693,323	S	*	11/2013	Kawase et al.	D14/138 AB
D708,180	S	*	7/2014	Lee et al.	D14/345
D708,609	S	*	7/2014	Lee et al.	D14/345

(Continued)

Primary Examiner — Eric Goodman

Assistant Examiner — Clese Moore, Jr.

(74) *Attorney, Agent, or Firm* — NSIP Law

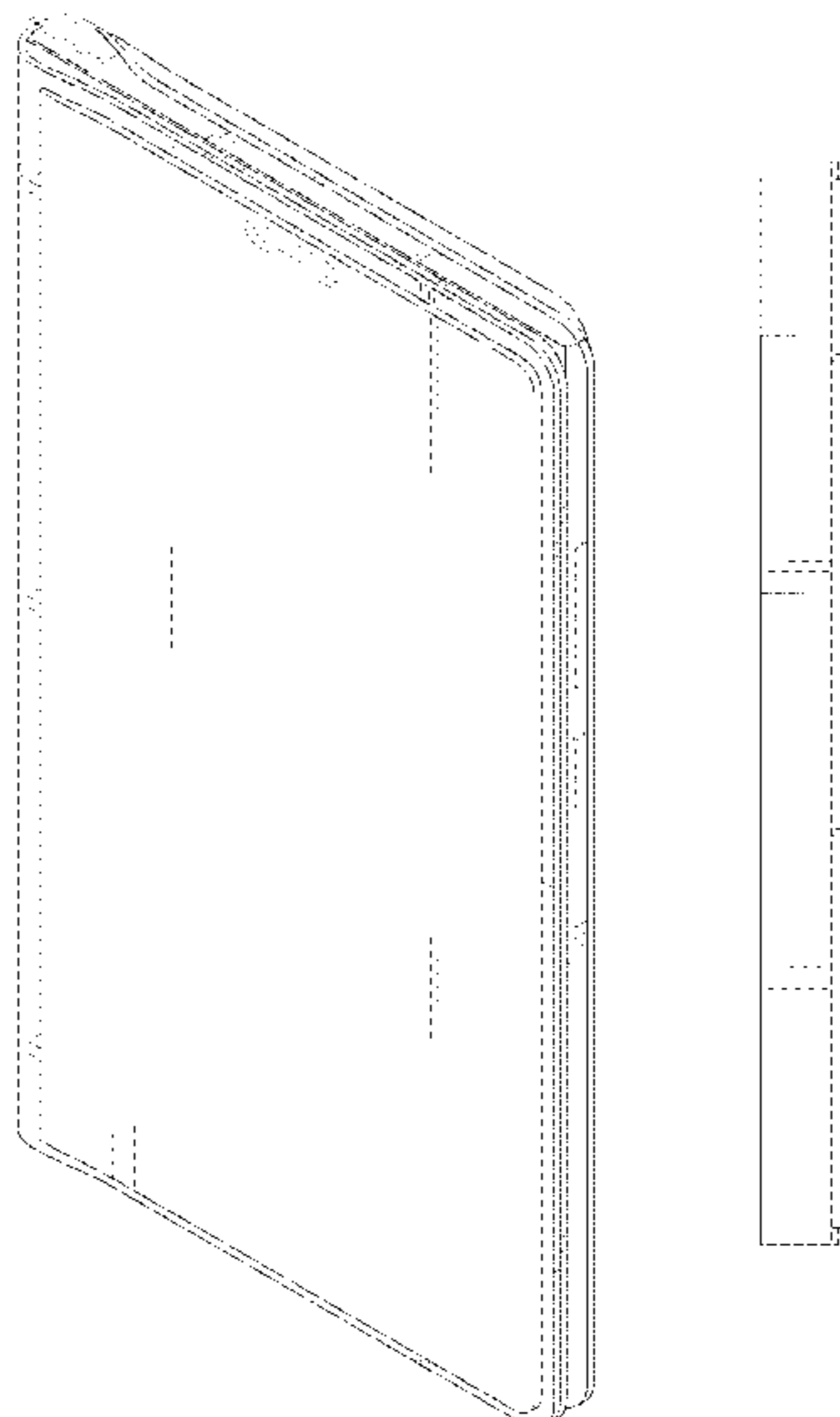
(57) **CLAIM**

The ornamental design for an electronic device, as shown and described.

DESCRIPTION

FIG. 1 is a front perspective view of an electronic device showing our new design;
FIG. 2 is a front view thereof;
FIG. 3 is a rear view thereof;
FIG. 4 is a left-side view thereof;
FIG. 5 is a right-side view thereof;
FIG. 6 is a top-side plan view thereof;
FIG. 7 is a bottom-side plan view thereof; and,
FIG. 8 is the front perspective view in which the electronic device illustrates an example environment.
The broken lines shown in the drawings illustrate portions of the electronic device that form no part of the claimed design.

1 Claim, 7 Drawing Sheets



US D750,063 S

Page 2

(56)

References Cited

U.S. PATENT DOCUMENTS

D708,610 S * 7/2014 Ahn et al. D14/345
D709,067 S * 7/2014 Ahn et al. D14/345
D710,353 S * 8/2014 Ahn et al. D14/345

D710,354 S * 8/2014 Ahn et al. D14/345
D712,900 S * 9/2014 Miki et al. D14/345
D714,244 S * 9/2014 Lee et al. D14/138 AB
D716,800 S * 11/2014 Lee et al. D14/345
D724,074 S * 3/2015 Lee et al. D14/315

* cited by examiner

Fig. 1




Fig. 2




Fig. 3




Fig. 4




Fig. 5

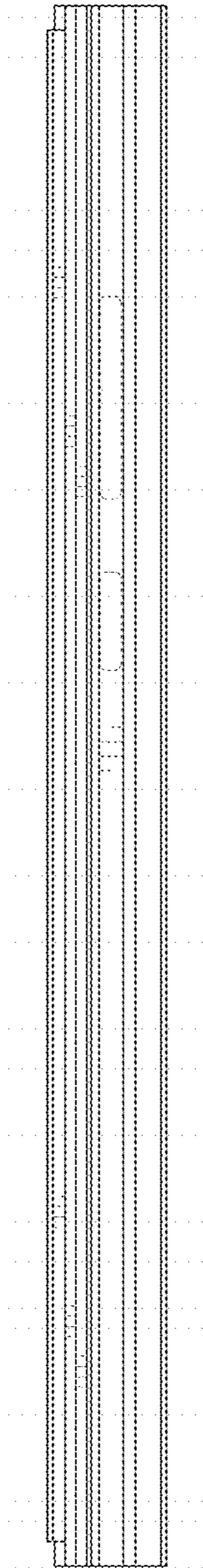


Fig. 6




Fig. 7




Fig. 8

