



US00D750035S

(12) **United States Design Patent**
Jiang

(10) **Patent No.:** **US D750,035 S**

(45) **Date of Patent:** **** Feb. 23, 2016**

(54) **TELEVISION**

(71) Applicants: **Hisense Electric Co., Ltd.**, Qingdao, Shandong (CN); **Hisense USA Corporation**, Suwanee, GA (US)

(72) Inventor: **Nan Jiang**, Shandong (CN)

(73) Assignees: **Hisense Electric Co., Ltd.** (CN); **Hisense USA Corporation**, Suwanee, GA (US)

(**) Term: **14 Years**

(21) Appl. No.: **29/500,965**

(22) Filed: **Aug. 29, 2014**

(30) **Foreign Application Priority Data**

Apr. 3, 2014 (CN) 2014 3 0076226

(51) **LOC (10) Cl.** **14-03**

(52) **U.S. Cl.**
USPC **D14/126**

(58) **Field of Classification Search**
USPC D14/125-134, 239, 371, 136, 374-377, D14/440, 450, 448, 336, 342, 159; 312/7.2; 348/836, 838, 180, 184, 325, 739; 248/917-924, 465; 345/104, 133, 156, 345/168, 87, 173; D21/329, 515, 577, 622, D21/333, 433, 448, 452, 450, 331, 505; D10/15, 26; 446/484, 175, 356; D6/477, 479, 300

CPC ... G06F 1/1601; G06F 1/1643; H05K 5/0004; H05K 5/0017; H05K 5/02; H05K 5/0217

See application file for complete search history.

(56) **References Cited**

U.S. PATENT DOCUMENTS

D564,993	S	*	3/2008	Lee	D14/126
D655,266	S	*	3/2012	Kim	D14/126
D655,684	S	*	3/2012	Kim et al.	D14/126
D682,232	S	*	5/2013	Lee et al.	D14/126
D691,979	S	*	10/2013	Park	D14/126
D699,205	S	*	2/2014	Kim et al.	D14/126
D724,041	S	*	3/2015	Li et al.	D14/126
D727,865	S	*	4/2015	Moon	D14/126
D735,152	S	*	7/2015	Cha et al.	D14/126
D736,170	S	*	8/2015	Ryu et al.	D14/126

* cited by examiner

Primary Examiner — Raphael Barkai

(74) *Attorney, Agent, or Firm* — DLA Piper LLP (US)

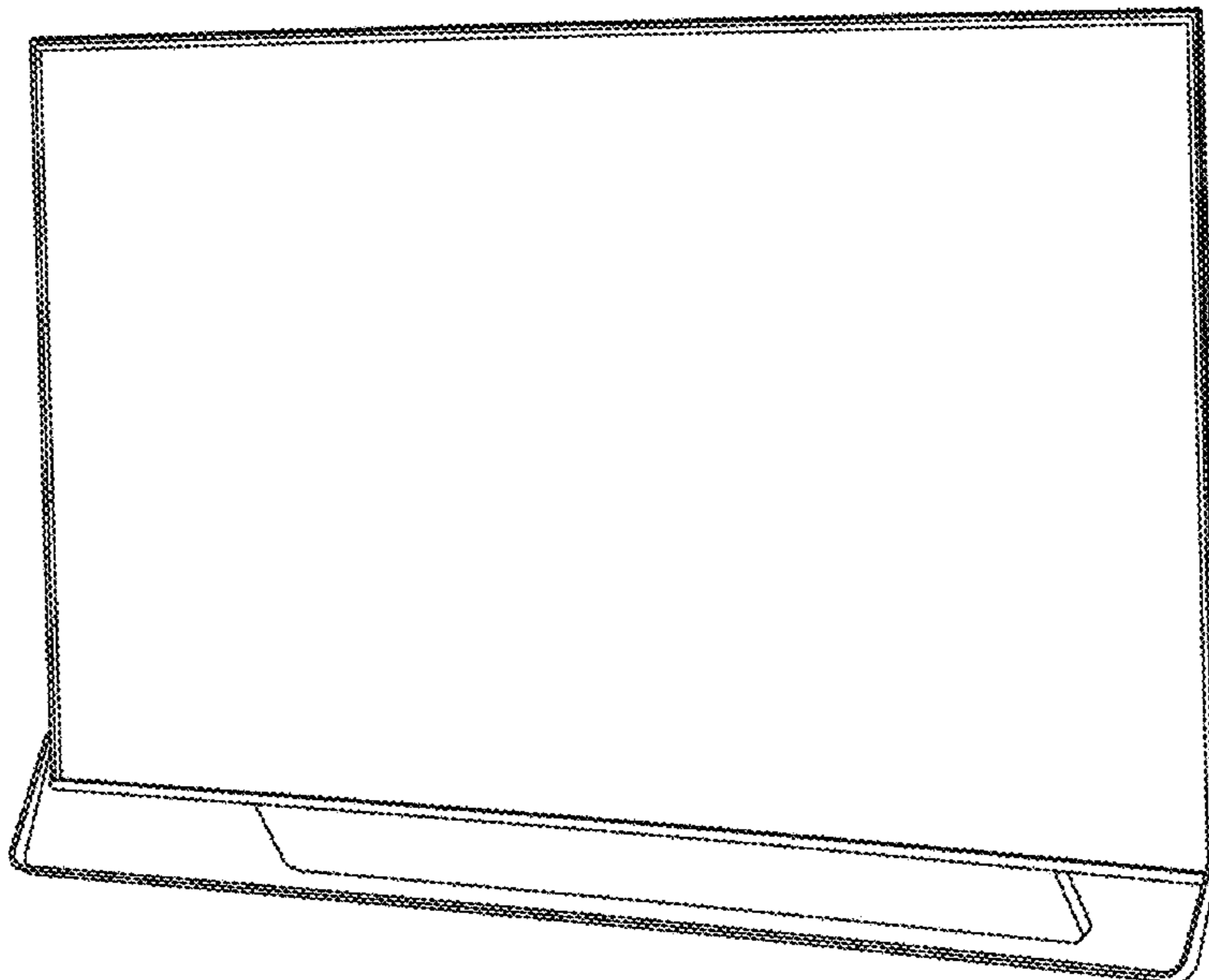
(57) **CLAIM**

The ornamental design for a television, as shown and described.

DESCRIPTION

FIG. 1 is a front view of a television showing my new design; FIG. 2 is a rear view of the first embodiment thereof; FIG. 3 is a top plan view of the first embodiment thereof; FIG. 4 is a bottom plan view of the first embodiment thereof; FIG. 5 is a left side view of the first embodiment thereof; FIG. 6 is a right side view of the first embodiment thereof; and, FIG. 7 is a perspective view of the first embodiment thereof.

1 Claim, 4 Drawing Sheets






FIG. 1

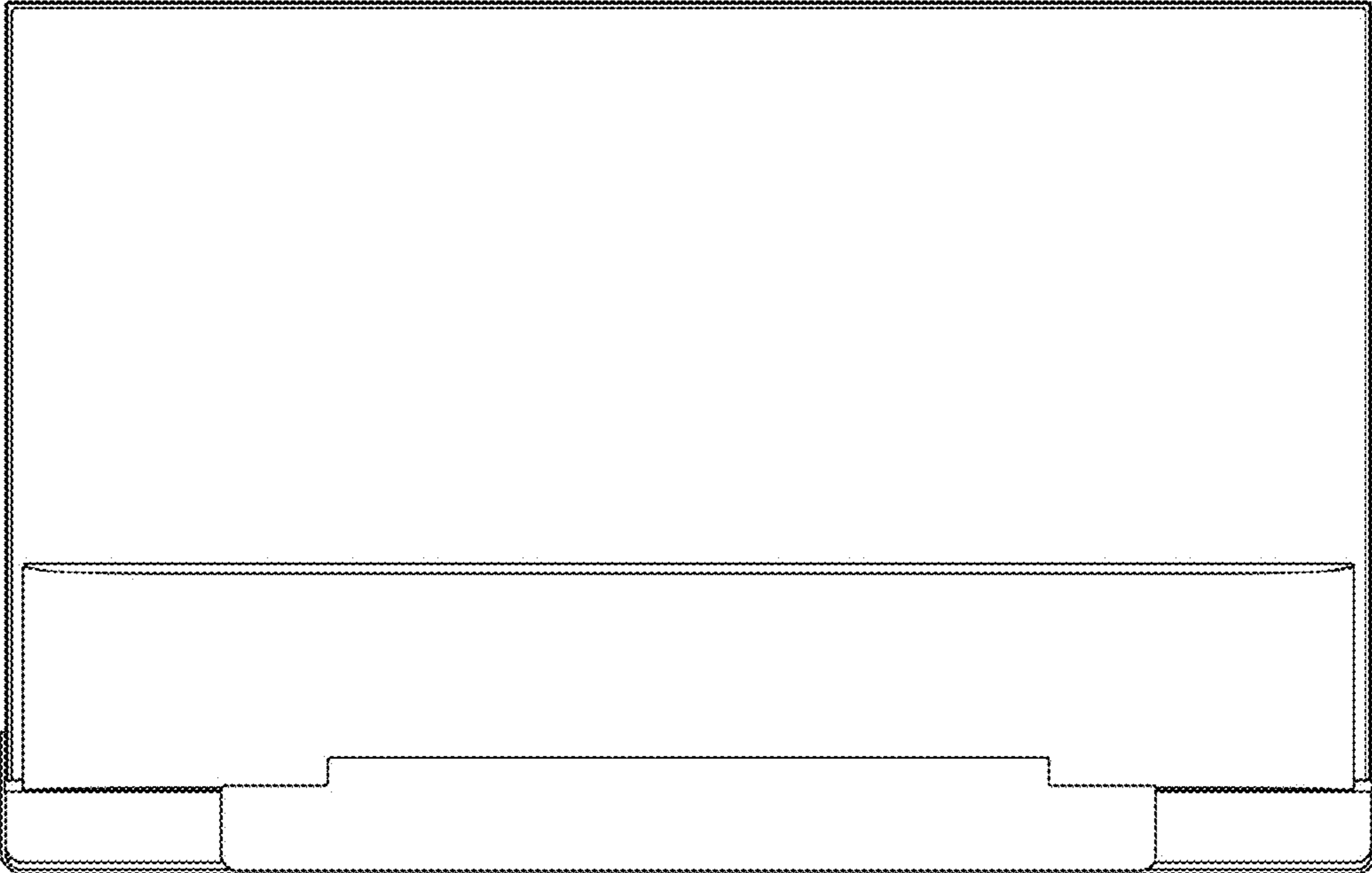


FIG. 2

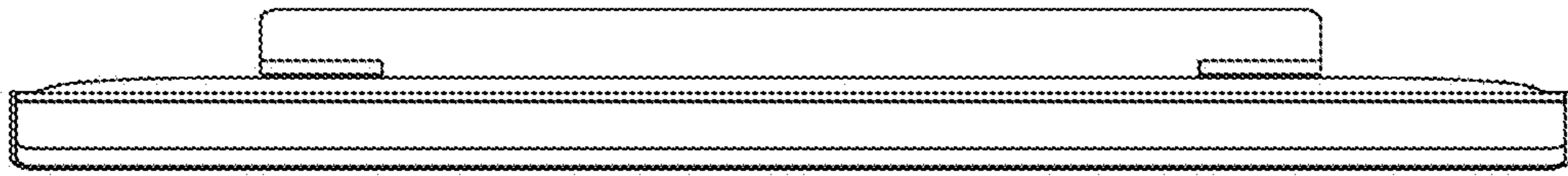


FIG. 3




FIG. 4

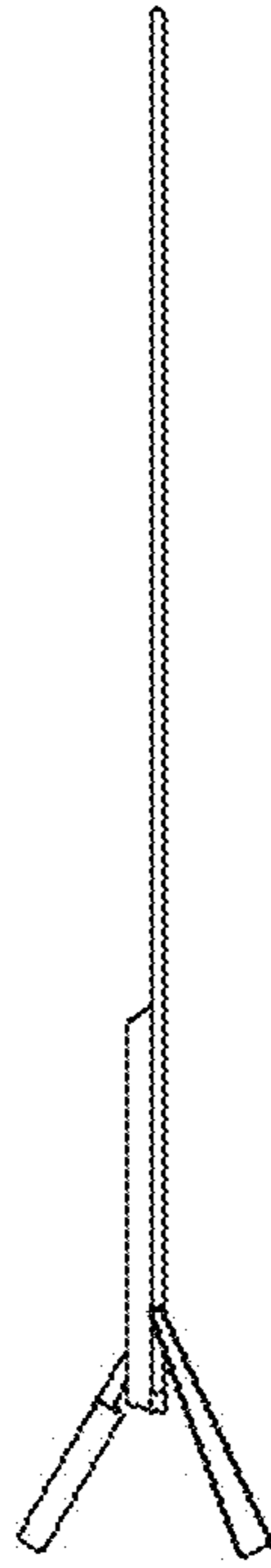


FIG. 5

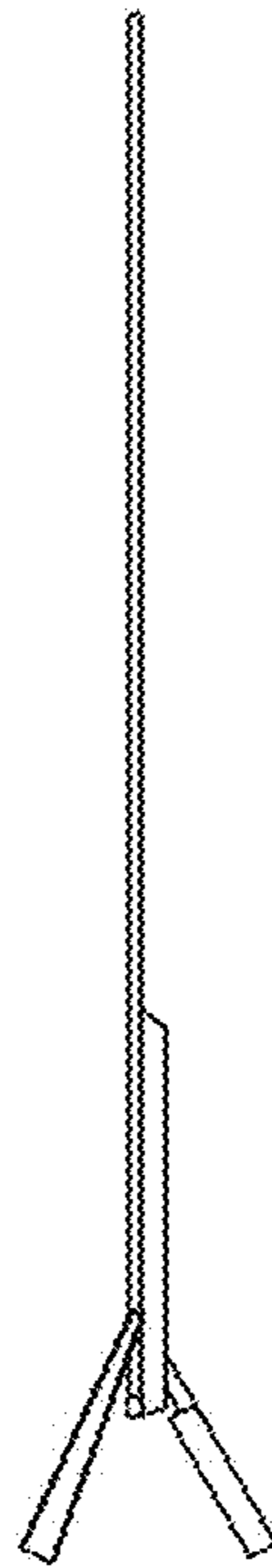


FIG. 6




FIG. 7