



US00D750019S

(12) **United States Design Patent**
Miller et al.

(10) **Patent No.:** **US D750,019 S**
(45) **Date of Patent:** **** Feb. 23, 2016**

(54) **POWER INDICATOR FOR PORTABLE
POWER CHARGER WITH FLASHLIGHT**

(71) Applicants: **Garold C. Miller**, Glastonbury, CT
(US); **Nathan Daniel Weinstein**,
Glastonbury, CT (US)

(72) Inventors: **Garold C. Miller**, Glastonbury, CT
(US); **Nathan Daniel Weinstein**,
Glastonbury, CT (US)

(73) Assignee: **Halo2Cloud LLC**, Glastonbury, CT
(US)

(**) Term: **14 Years**

(21) Appl. No.: **29/470,494**

(22) Filed: **Oct. 22, 2013**

Related U.S. Application Data

(63) Continuation of application No. 29/449,666, filed on
Mar. 15, 2013, now Pat. No. Des. 735,661, and a
continuation of application No. 13/800,825, filed on
Mar. 13, 2013.

(51) **LOC (10) Cl.** **13-02**

(52) **U.S. Cl.**
USPC **D13/108**

(58) **Field of Classification Search**

USPC D13/103, 107-110, 118-119, 133, 184,
D13/199; D14/251, 253, 432, 434;
320/107-115; D10/101-103
CPC Y02E 60/10; Y02E 60/12; Y02E 60/122;
Y02E 60/124; Y02E 60/50; H01M 2/02;
H01M 2/022; H01M 2/0202; H01M 2/0207;
H01M 2/0212; H01M 2/1061; H01M 2/1022;
H01M 2/1055; H01M 2/1066; H01M 2/105;
H01M 2/20; H01M 2/202; H01M 2/204;
H01M 2/206; H01M 10/44; H01M 10/46;
H01M 10/465; H01M 10/482; H01M 2200/30;
H01M 2250/30; H01M 2250/40; H02J 7/00;
H02J 7/0003; H02J 7/0011; H02J 7/0013;
H02J 7/0054; H02J 7/0055; H02J 7/0057;
H02J 2007/0062

See application file for complete search history.

(56) **References Cited**

U.S. PATENT DOCUMENTS

D57,941 S * 5/1921 Smithey D10/102
D283,988 S * 5/1986 Krehel D10/101

(Continued)

OTHER PUBLICATIONS

Cheap 2500mAh Mobile External Power Battery Charger for
iPho . . . , <http://www.everbuying.com/product172197.html>, entitled
“2500mAh Mobile External Power Battery Charger for iPhone 4/4S,
Various Mobile Phones and Digital Devices”, dated Dec. 28, 2012,
pp. 1 through 7.

(Continued)

Primary Examiner — Rosemary K Tarcza

(74) *Attorney, Agent, or Firm* — McCormick, Paulding &
Huber LLP

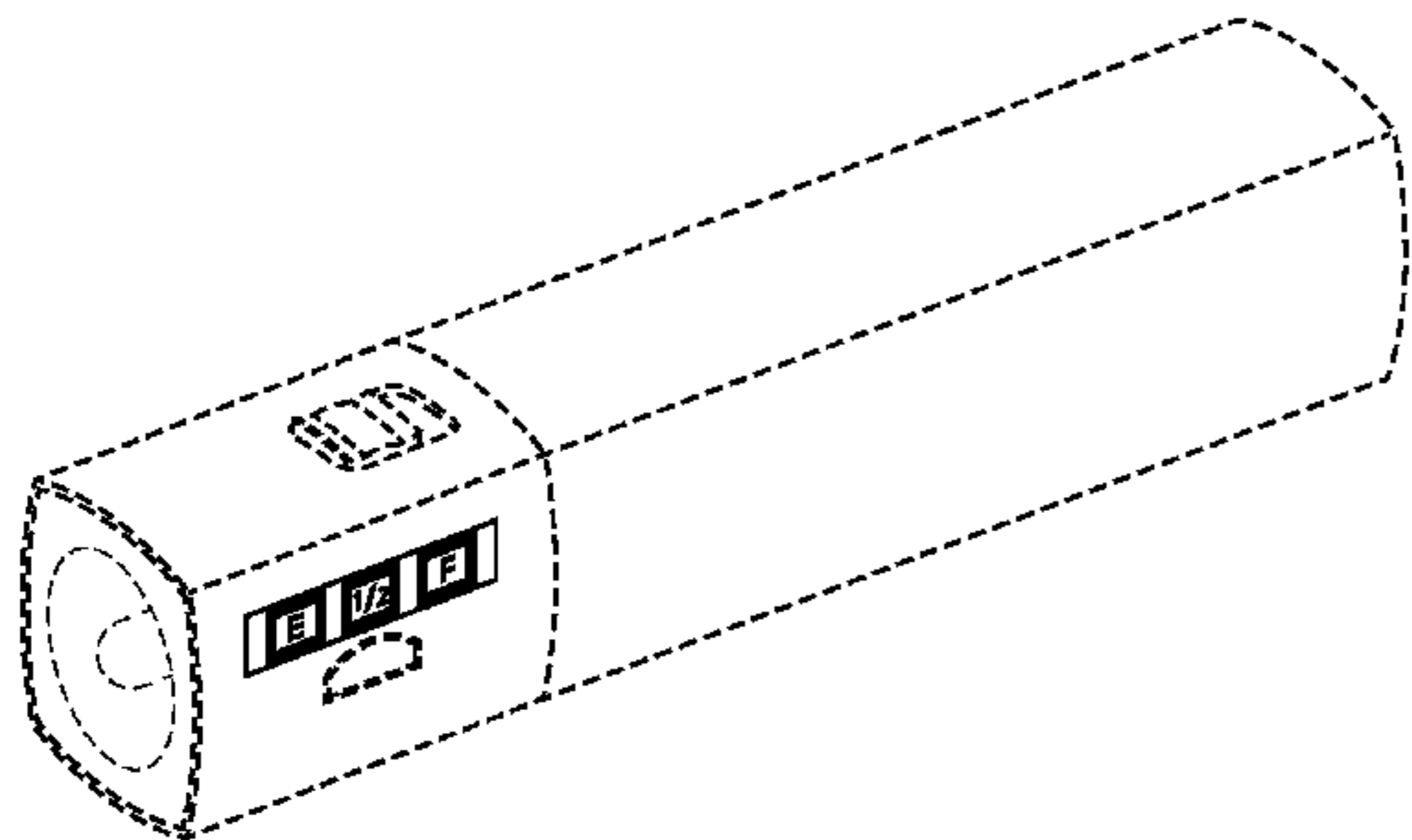
(57) **CLAIM**

The ornamental design for a power indicator for portable
power charger with flashlight, as shown and described.

DESCRIPTION

FIG. 1 is a front, top, left-hand side perspective view of a new,
original and ornamental design for a power indicator for
portable power charger with flashlight, with the portable
power charger with flashlight shown in broken lines;
FIG. 2 is a front view of the power indicator for portable
power charger with flashlight of FIG. 1;
FIG. 3 is an enlarged view of a first embodiment of the new,
original and ornamental design for the power indicator for
portable power charger with flashlight; and,
FIG. 4 is an enlarged view of a second embodiment of the
new, original and ornamental design for the power indicator
for portable power charger with flashlight.
The broken line portion of the figure drawings is included to
show unclaimed subject matter only and forms no part of the
claimed design.

1 Claim, 1 Drawing Sheet



(56)

References Cited

U.S. PATENT DOCUMENTS

D509,181 S * 9/2005 Nellenbach D13/103
D539,685 S * 4/2007 Ross, Jr. D10/102
D540,742 S * 4/2007 Bell D13/107
D542,279 S * 5/2007 Chan D14/216
D610,538 S * 2/2010 Wu D13/103
D624,012 S * 9/2010 de Medeiros D13/103
D632,648 S * 2/2011 Yang D13/103
D652,379 S * 1/2012 Vandiver D13/108
D664,920 S * 8/2012 Huang D13/107
D675,156 S * 1/2013 Vandiver D13/108
D695,216 S * 12/2013 Miller D13/108

D697,867 S * 1/2014 Weinstein D13/108
D701,490 S * 3/2014 Inskeep D13/110
D711,318 S * 8/2014 Xinfang D13/103

OTHER PUBLICATIONS

Amazon.com: Anker® Astro Mini 2600mAh—Ultra-Compant Li . . . , http://www.amazon.com/gp/product/Boo5X1Y7I2/ref=oh_details . . . , dated Dec. 28, 2012, pp. 1 through 6.
Cheap 2600mAh Aluminum Tubes Cylindrical Mobile Power for . . . , <http://www/everbuying.com/product170.html>, entitled “2600mAh Aluminum Tubes Cylindrical Mobile Power for iPhone 4/4S, Various Cell Phones and Digital Devices (Rose)”, dated Dec. 28, 2012, pp. 1 through 7.

* cited by examiner

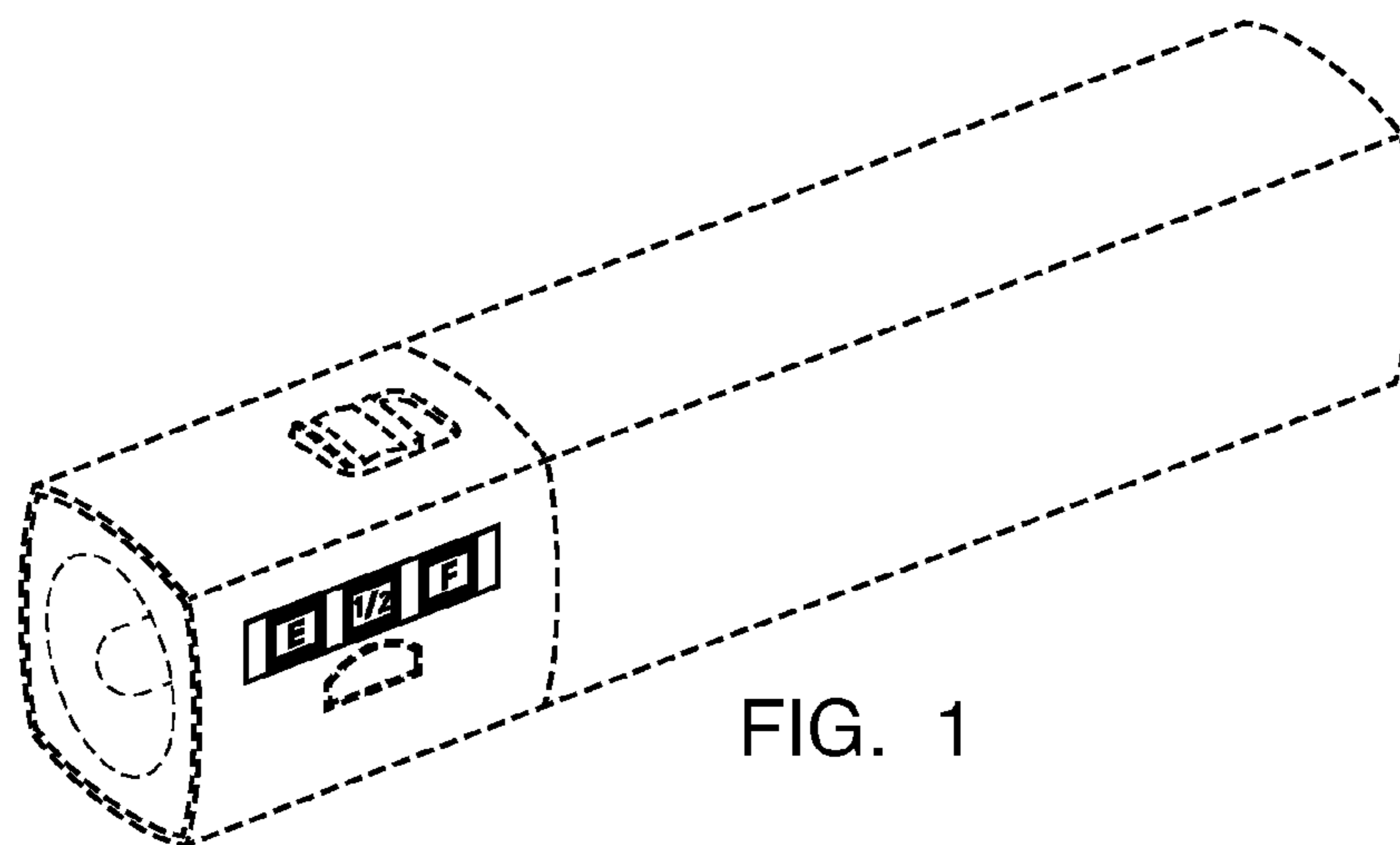


FIG. 1



FIG. 2




FIG. 3




FIG. 4