



US00D749996S

(12) **United States Design Patent**  
**Henstridge**

(10) **Patent No.:** **US D749,996 S**

(45) **Date of Patent:** **\*\* Feb. 23, 2016**

(54) **VEHICLE FRONT END**

(71) Applicant: **Jaguar Land Rover Limited**, Coventry (GB)

(72) Inventor: **Sean Henstridge**, Coventry (GB)

(73) Assignee: **Jaguar Land Rover Limited** (GB)

(\*\*) Term: **14 Years**

(21) Appl. No.: **29/500,855**

(22) Filed: **Aug. 28, 2014**

(30) **Foreign Application Priority Data**

Mar. 5, 2014 (EM) ..... 002417881

(51) **LOC (10) Cl.** ..... **12-16**

(52) **U.S. Cl.**  
USPC ..... **D12/164**

(58) **Field of Classification Search**  
USPC ..... D12/86, 90-92, 164; D21/421, 433,  
D21/434; 296/181.1, 181.5  
CPC ..... B62D 35/00; B62D 25/00; B62D 25/06;  
B62D 25/08; B62D 33/00  
See application file for complete search history.

(56) **References Cited**

U.S. PATENT DOCUMENTS

D706,171 S *	6/2014	Bischoff	.....	D12/91
D716,695 S *	11/2014	Woolley	.....	D12/91
D718,188 S *	11/2014	Wheel	.....	D12/91
D735,610 S *	8/2015	Wheel	.....	D12/91
D736,683 S *	8/2015	Glover	.....	D12/169

\* cited by examiner

*Primary Examiner* — Melody N Brown

(74) *Attorney, Agent, or Firm* — Fishman Stewart PLLC

(57) **CLAIM**

The ornamental design for a vehicle front end, as shown and described.

**DESCRIPTION**

FIG. 1 is a left front perspective view of a vehicle front end; FIG. 2 is a right front perspective view of a vehicle front end; FIG. 3 is a left side view of a vehicle front end; FIG. 4 is a right side view of a vehicle front end; and, FIG. 5 is a front view of a vehicle front end. Portions of the vehicle in FIG. 1 shown in diagonal lines are for illustrative purposes only and form no part of the claimed design.

**1 Claim, 5 Drawing Sheets**








FIG. 1





FIG. 2






FIG. 3






FIG. 4



