



US00D749976S

(12) **United States Design Patent**  
**Barresi**

(10) **Patent No.:** **US D749,976 S**

(45) **Date of Patent:** **\*\* Feb. 23, 2016**

- (54) **FOOTBALL BRACELET**
- (71) Applicant: **Adriana Barresi**, Key Biscayne, FL  
(US)
- (72) Inventor: **Adriana Barresi**, Key Biscayne, FL  
(US)
- (73) Assignee: **Adriana Barresi**, Key Biscayne, FL  
(US)
- (\*\*) Term: **14 Years**
- (21) Appl. No.: **29/501,781**
- (22) Filed: **Sep. 9, 2014**
- (51) **LOC (10) Cl.** ..... **11-01**
- (52) **U.S. Cl.**  
USPC ..... **D11/3**
- (58) **Field of Classification Search**  
USPC ..... D11/1-40; 63/1.11, 1.12, 1.13, 1.14,  
63/1.15, 1.16, 1.17, 1.18, 3, 3.1, 3.2, 12,  
63/13, 14.1, 14.2, 14.3, 14.4, 14.5, 14.6,  
63/14.7, 14.8, 18, 20, 21, 22, 23, 26, 27,  
63/29.1, 30-33; D14/250  
CPC ..... A44C 5/00; A44C 5/0053; A44C 5/0084;  
A44C 9/00  
See application file for complete search history.

- D691,505 S \* 10/2013 Fillon ..... D11/3
- D704,088 S \* 5/2014 Farris ..... D11/26
- D708,089 S \* 7/2014 Burbano ..... D11/6
- D710,236 S \* 8/2014 Lee ..... D11/4
- D721,609 S \* 1/2015 Duddy ..... D11/3
- D733,605 S \* 7/2015 Soehn ..... D11/3
- D734,684 S \* 7/2015 Barresi ..... D11/3
- D734,685 S \* 7/2015 Barresi ..... D11/3
- D734,686 S \* 7/2015 Alton ..... D11/35
- 2015/0096328 A1\* 4/2015 Schwartz ..... H02J 1/06  
63/1.13
- 2015/0206044 A1\* 7/2015 Nitta ..... G06K 19/07762  
235/492

\* cited by examiner

*Primary Examiner* — Cynthia Ramirez

*Assistant Examiner* — Llorellys Martinez-Rivera

(74) *Attorney, Agent, or Firm* — Christina Sanchelima;  
Jesus Sanchelima

(57) **CLAIM**

The ornamental design for a football bracelet, as shown and described.

**DESCRIPTION**

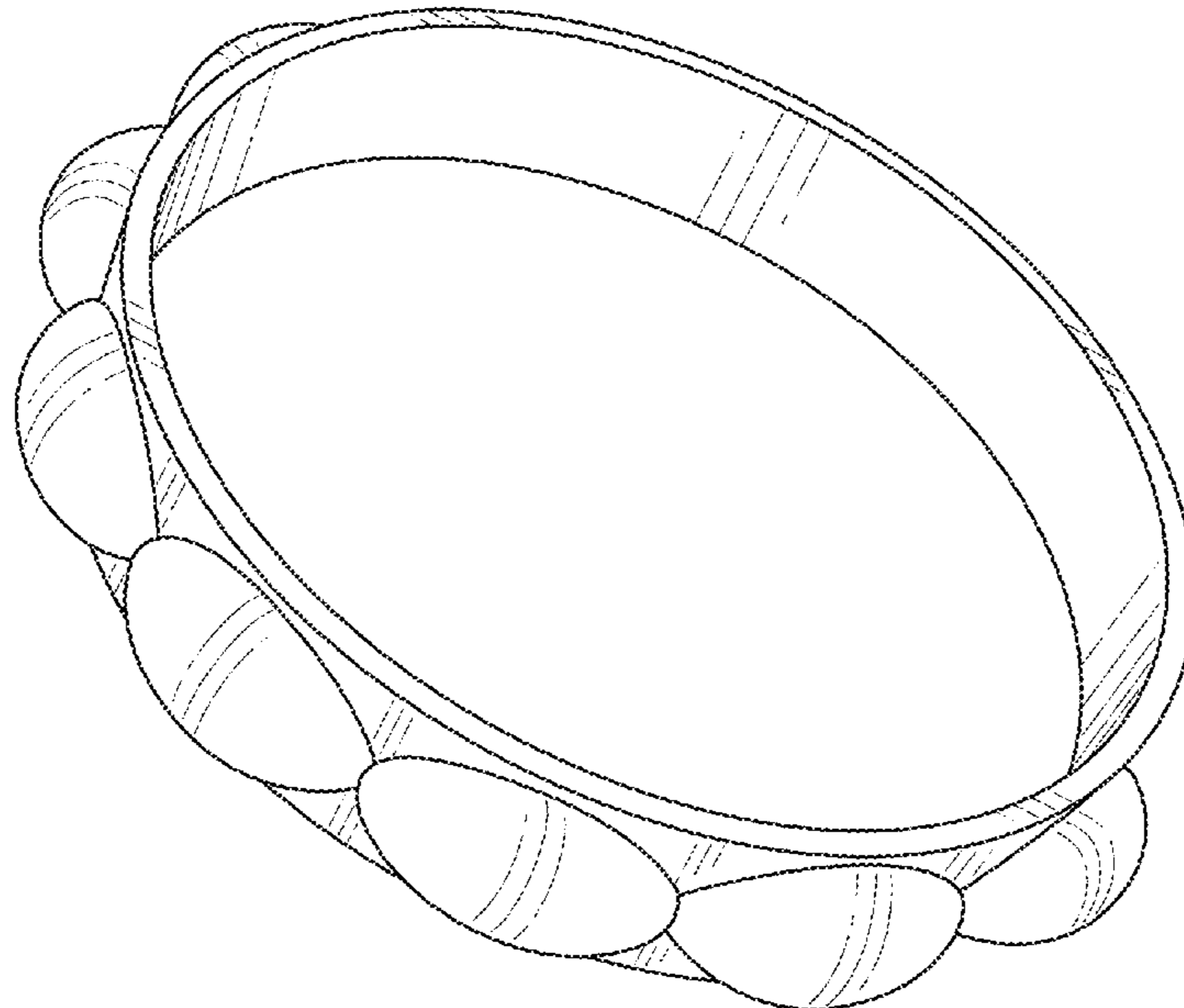
FIG. 1 is a top isometric view of a football bracelet showing my new design;  
 FIG. 2 is a bottom isometric view thereof;  
 FIG. 3 is a side isometric view thereof;  
 FIG. 4 is a right side plan view thereof;  
 FIG. 5 is a left side plan view thereof;  
 FIG. 6 is a rear elevational view thereof;  
 FIG. 7 is a front elevational view thereof;  
 FIG. 8 is a top plan view thereof; and,  
 FIG. 9 is a bottom plan view thereof.

**1 Claim, 5 Drawing Sheets**

(56) **References Cited**

U.S. PATENT DOCUMENTS

- 2,413,541 A \* 12/1946 Brady ..... A44C 5/0084  
63/3
- D541,692 S \* 5/2007 Daas ..... D11/16
- D559,721 S \* 1/2008 Zhang ..... D10/111
- D651,931 S \* 1/2012 Molik ..... D11/3



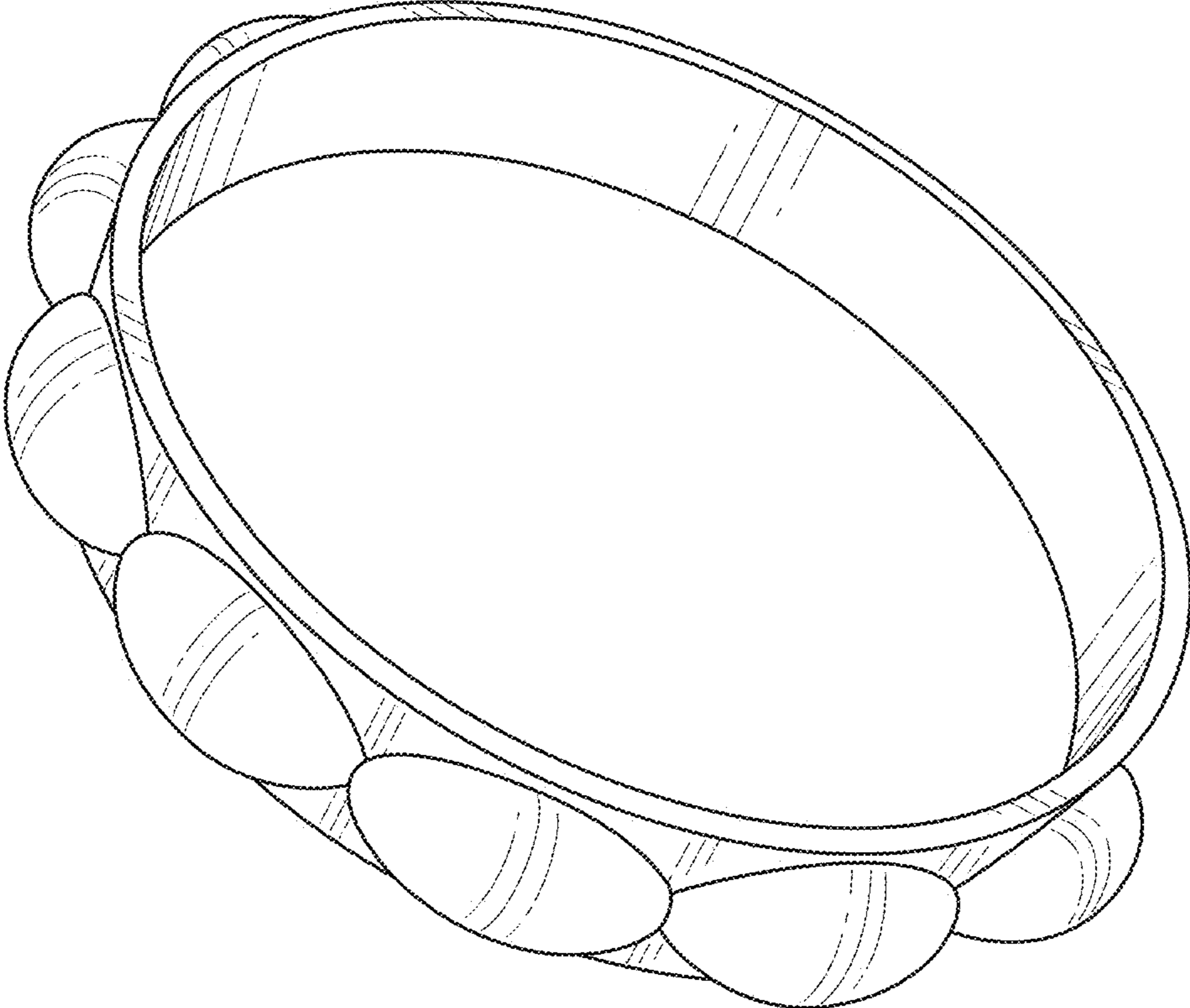


FIG. 1

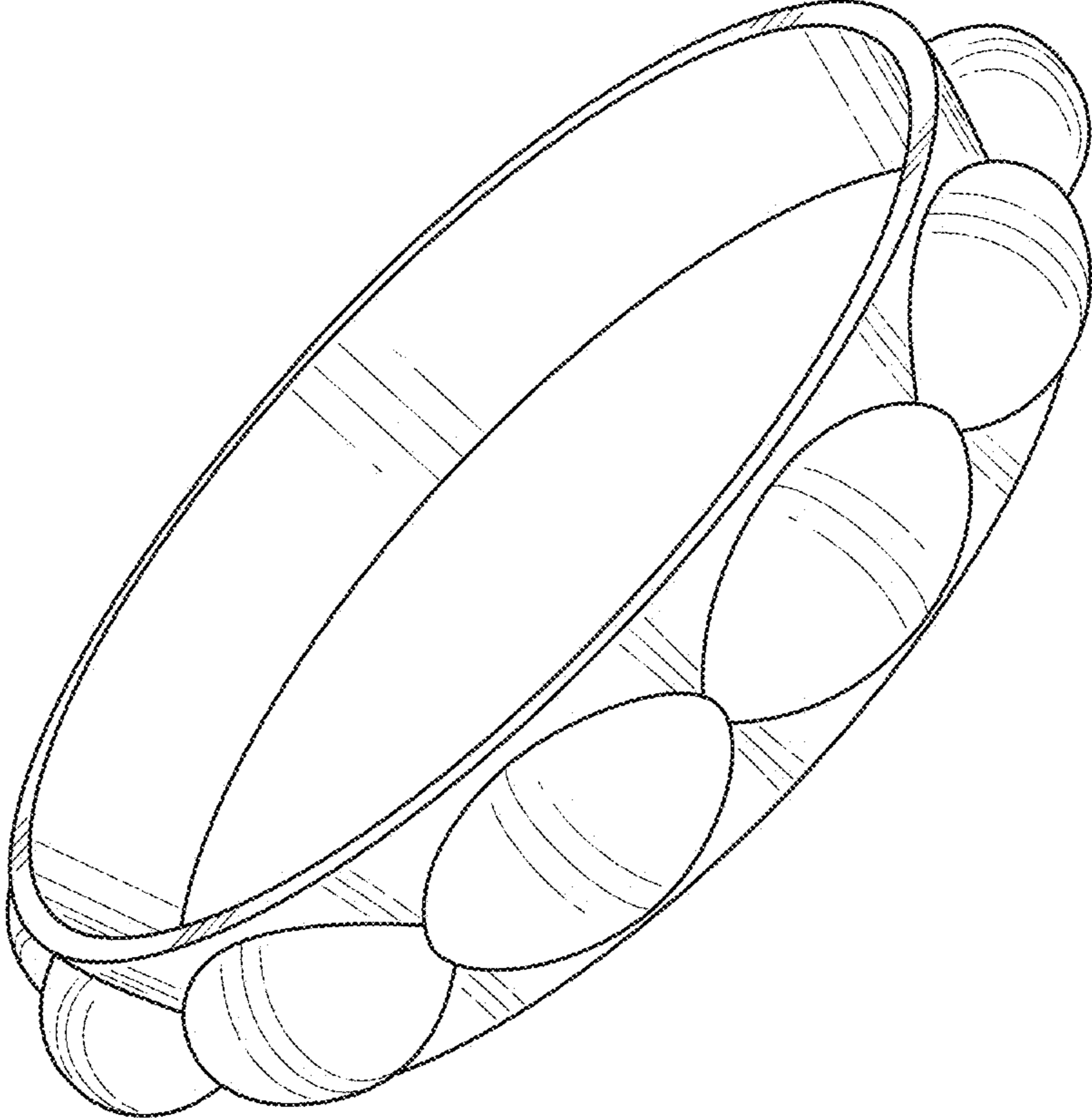


FIG. 2

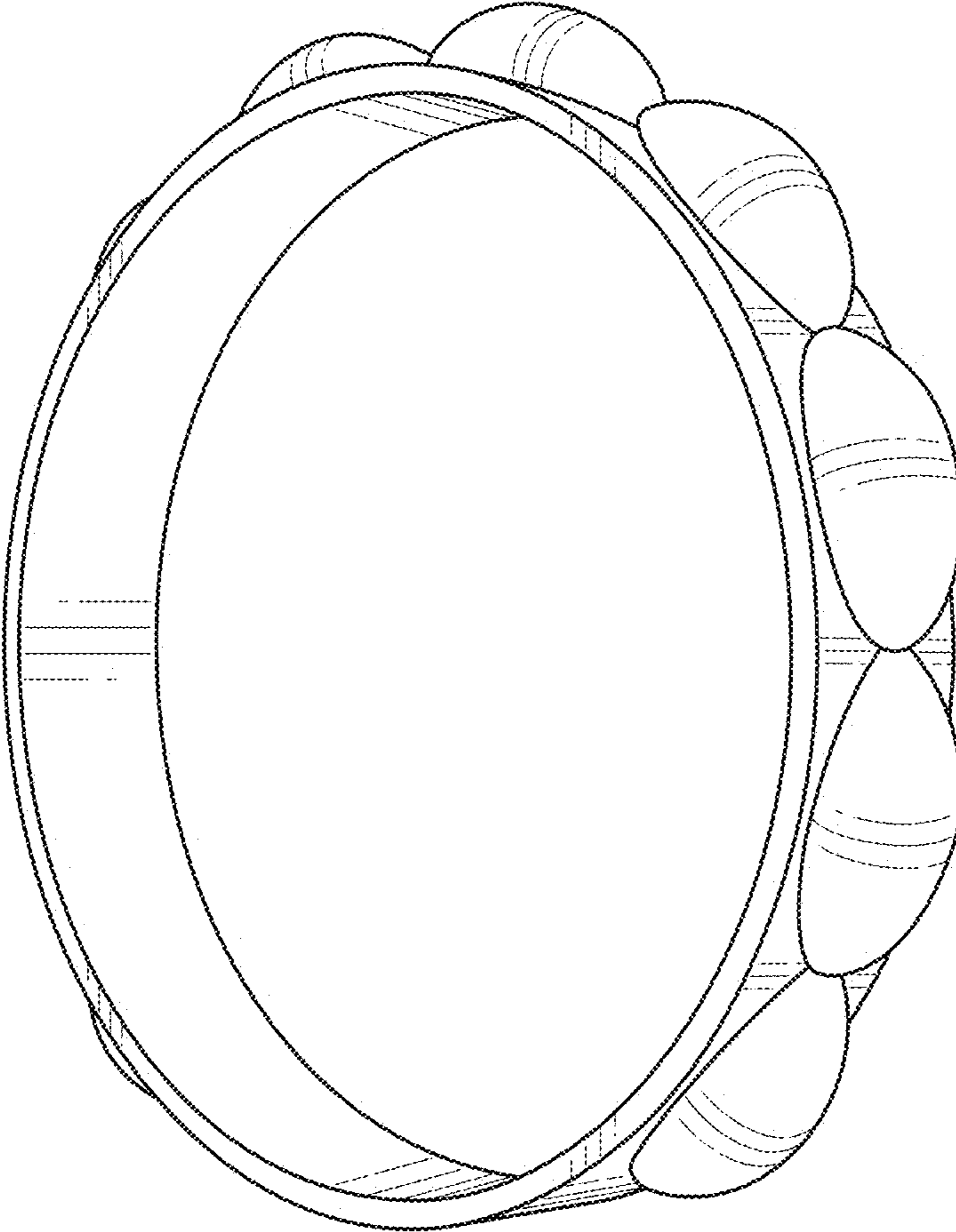


FIG. 3

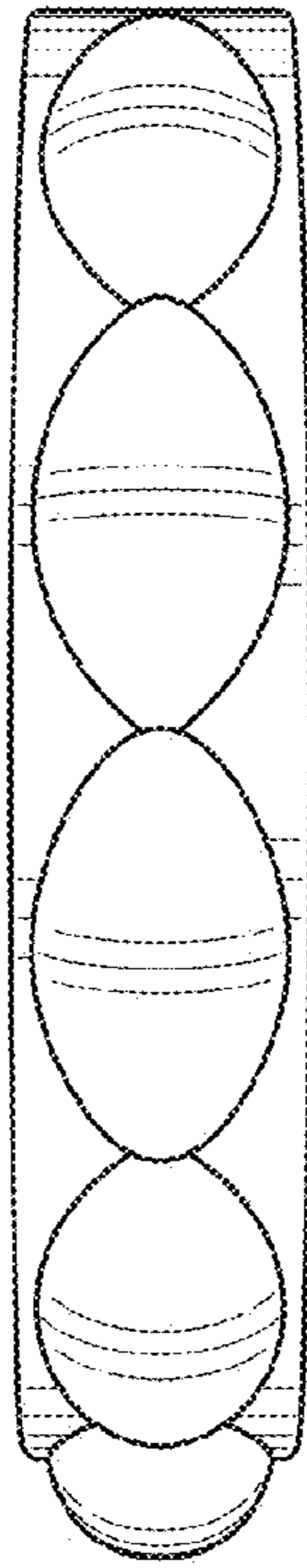


FIG. 4

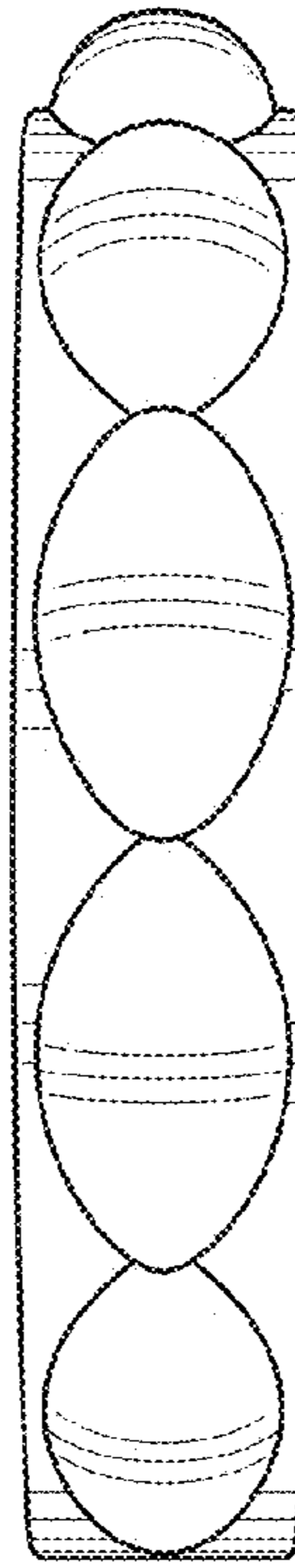


FIG. 5



FIG. 6

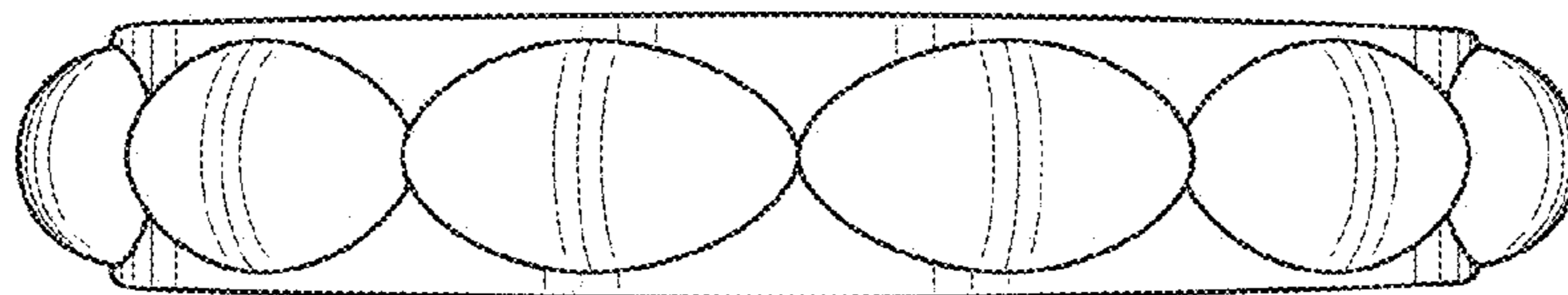


FIG. 7

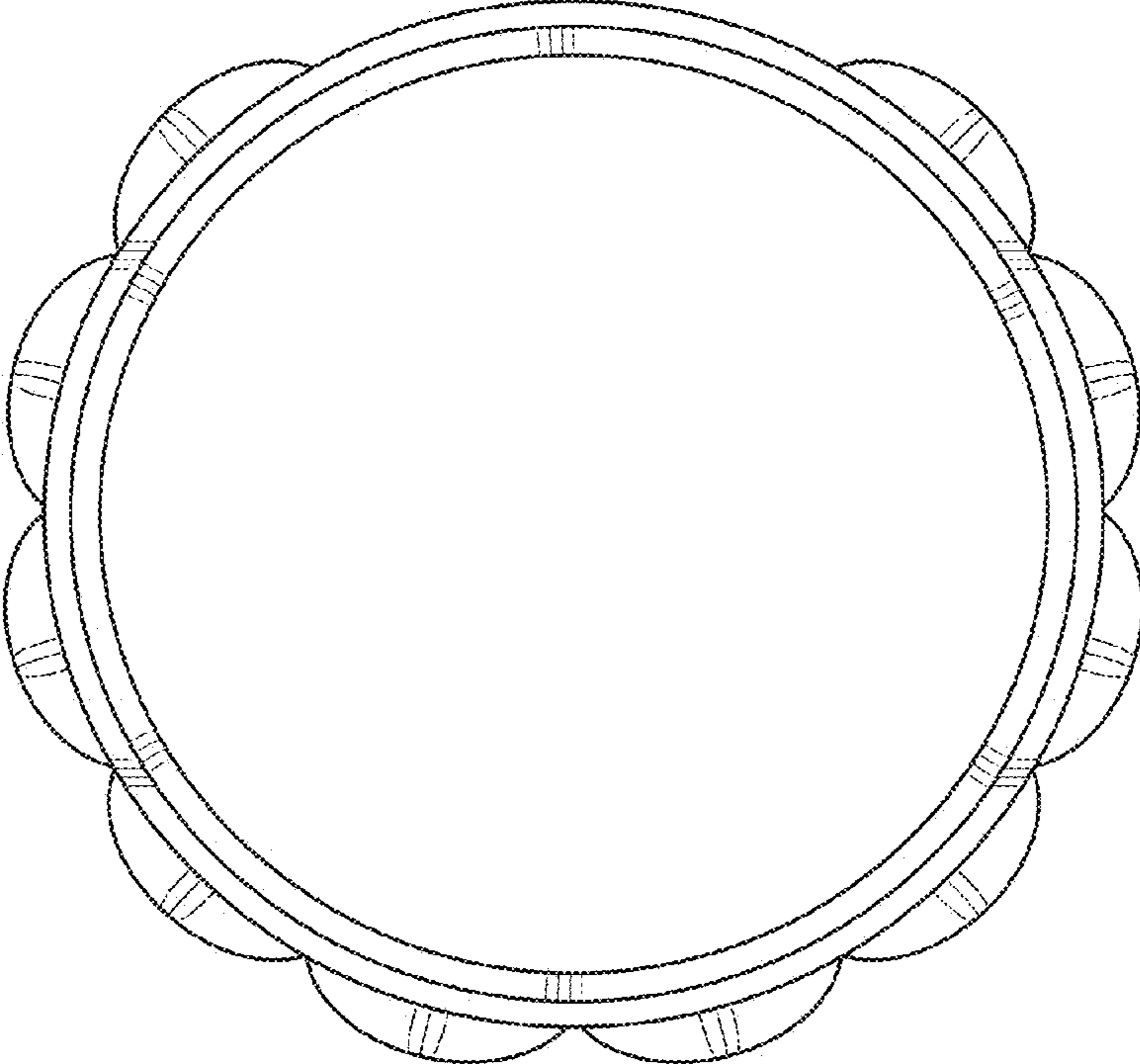


FIG. 8

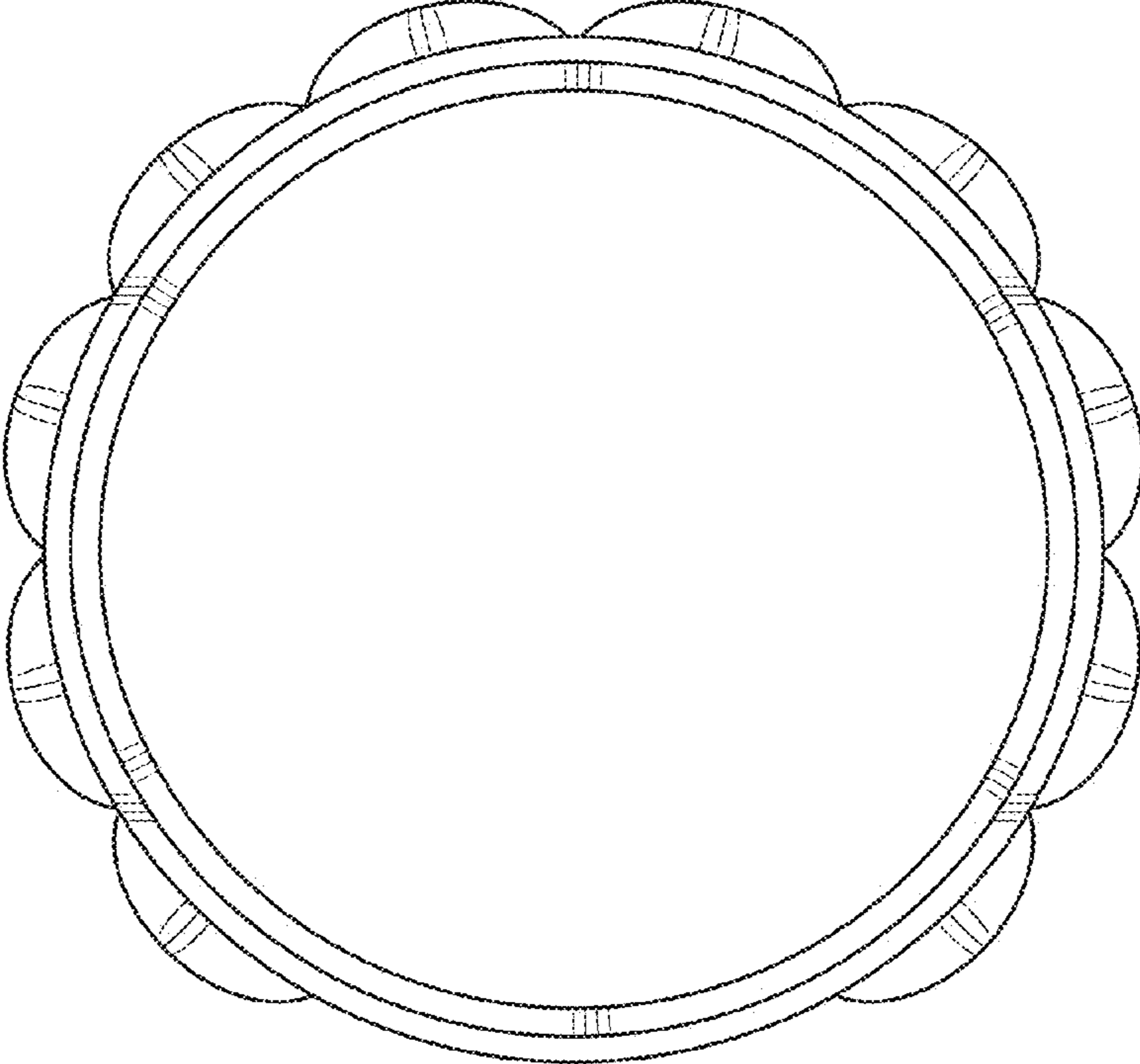


FIG. 9