



US00D749970S

(12) **United States Design Patent**
Nothacker et al.

(10) **Patent No.:** **US D749,970 S**
(45) **Date of Patent:** **** Feb. 23, 2016**

(54) **BREATHALYZER**

(71) Applicant: **KHN Solutions, Inc.**, San Francisco, CA (US)

(72) Inventors: **Keith Harry Nothacker**, San Francisco, CA (US); **Imraan Aziz**, Oakland, CA (US); **Michael Jurgen Strasser**, San Francisco, CA (US); **Pauline Anne Basaran**, Corte Madera, CA (US); **Stacey Ilene Rettus**, Greenbrae, CA (US)

(73) Assignee: **KHN Solutions, Inc.**, San Francisco, CA (US)

(**) Term: **14 Years**

(21) Appl. No.: **29/520,157**

(22) Filed: **Mar. 11, 2015**

Related U.S. Application Data

(63) Continuation of application No. 29/501,844, filed on Sep. 9, 2014, now Pat. No. Des. 727,763.

(51) **LOC (10) Cl.** **10-04**

(52) **U.S. Cl.**
USPC **D10/81**

(58) **Field of Classification Search**
USPC D10/81

CPC A61B 5/083; A61B 5/087; A61B 5/0833;
A61B 5/091; A61B 5/222; A61B 5/0002;
A61B 5/02438; A61B 5/08; G01N 33/497;
G01N 33/4972; G01N 33/483; G01N 33/98;
G10L 17/00; Y10S 436/90

See application file for complete search history.

(56) **References Cited**

U.S. PATENT DOCUMENTS

4,487,055 A 12/1984 Wolf
4,749,553 A 6/1988 Lopez et al.

(Continued)

Primary Examiner — Antoine D Davis

(74) *Attorney, Agent, or Firm* — Jeffrey Schox; Ivan Wong

(57) **CLAIM**

We claim the ornamental design for a breathalyzer, as shown and described.

DESCRIPTION

FIG. 1 is an isometric view, from the front right, of the breathalyzer in a first configuration;

FIG. 2 is an isometric view, from the back left, of the breathalyzer in the first configuration;

FIG. 3 is a plan view of the top of the breathalyzer the first configuration;

FIG. 4 is an elevation view of the right side of the breathalyzer the first configuration;

FIG. 5 is an elevation view of the back of the breathalyzer the first configuration;

FIG. 6 is an elevation view of the left side of the breathalyzer the first configuration;

FIG. 7 is an elevation view of the front of the breathalyzer the first configuration;

FIG. 8 is a plan view of the bottom of the breathalyzer the first configuration;

FIG. 9 is an isometric view, from the front right, of the breathalyzer in a second configuration;

FIG. 10 is an isometric view, from the back left, of the breathalyzer in the second configuration;

FIG. 11 is a plan view of the top of the breathalyzer in the second configuration;

FIG. 12 is an elevation view of the right side of the breathalyzer in the second configuration;

FIG. 13 is an elevation view of the back of the breathalyzer in the second configuration;

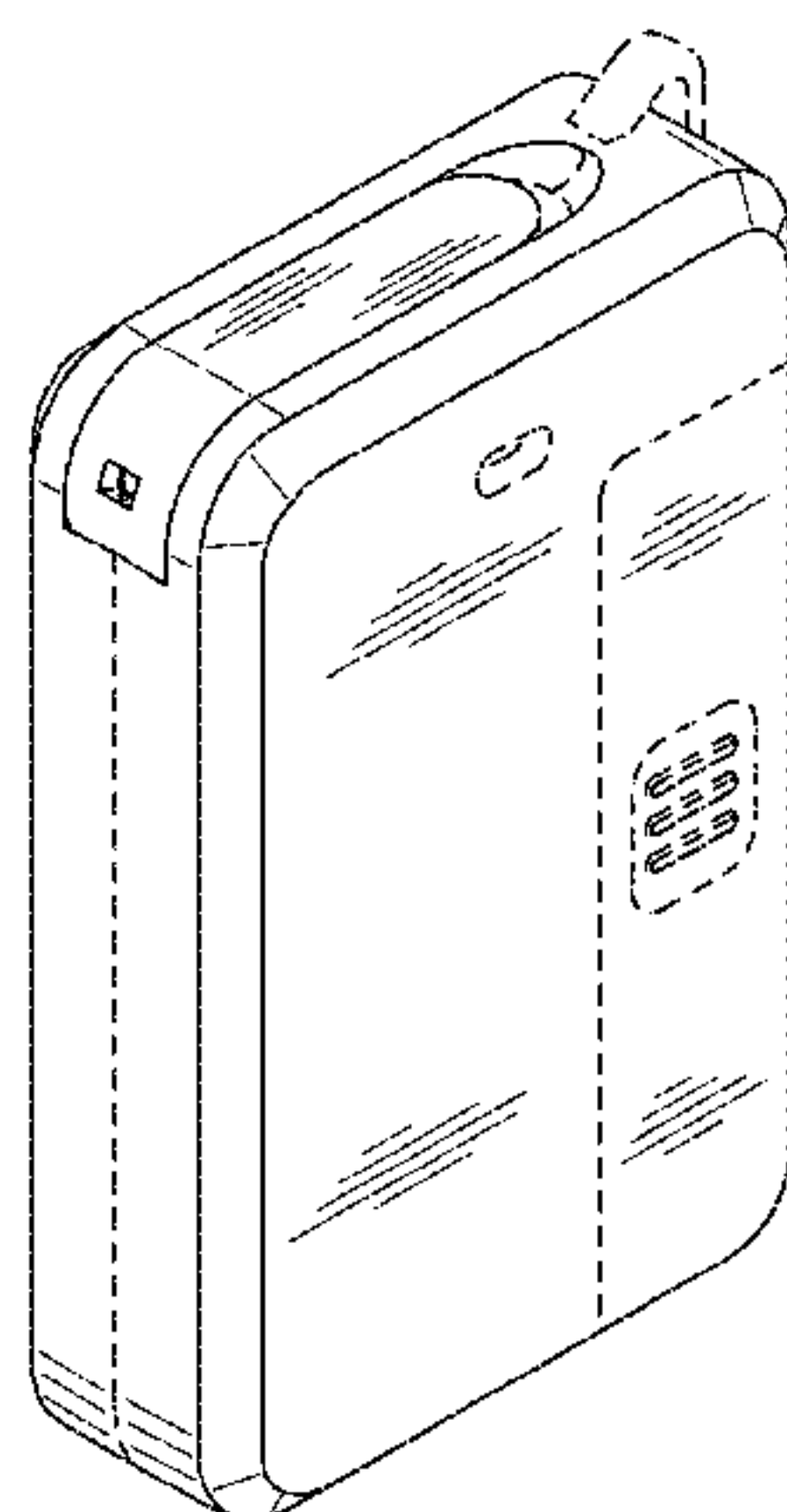
FIG. 14 is an elevation view of the left side of the breathalyzer in the second configuration;

FIG. 15 is an elevation view of the front of the breathalyzer in the second configuration; and,

FIG. 16 is a plan view of the bottom of the breathalyzer in the second configuration.

The broken line showing of structural features is included for the purpose of illustrating non-claimed subject matter and forms no part of the claimed design.

1 Claim, 6 Drawing Sheets



(56)

References Cited

U.S. PATENT DOCUMENTS

4,996,161	A	2/1991	Connors et al.	8,808,228	B2	8/2014	Brister et al.	
D333,441	S	2/1993	Greene	8,814,804	B2	8/2014	Walden et al.	
5,216,415	A	6/1993	Ono et al.	8,849,387	B2	9/2014	Gilbert et al.	
5,291,898	A	3/1994	Wolf	8,920,725	B2 *	12/2014	Withrow, III A61B 5/0002
D362,642	S	9/1995	Howse					422/401
D381,885	S	8/1997	Lane	8,941,501	B1 *	1/2015	Debijl A45C 11/321
6,433,863	B1	8/2002	Weiss					340/522
6,454,723	B1	9/2002	Montagnino	D724,980	S	3/2015	Nothacker et al.	
6,556,905	B1	4/2003	Mittelsteadt et al.	D727,763	S	4/2015	Nothacker et al.	
6,608,399	B2	8/2003	McConnell et al.	D727,764	S	4/2015	Nothacker et al.	
6,726,636	B2	4/2004	Ghazarian et al.	D731,341	S *	6/2015	Kobayakawa D10/81
6,824,520	B2	11/2004	Orr et al.	9,063,120	B2 *	6/2015	Park A61B 5/14546
6,899,683	B2	5/2005	Mault et al.	9,095,251	B2 *	8/2015	Purks A61B 5/1122
6,956,484	B2	10/2005	Crespo	2002/0128769	A1	9/2002	Ghazarian et al.	
D521,885	S	5/2006	Eddy et al.	2003/0176803	A1	9/2003	Gollar	
D530,424	S	10/2006	Manser et al.	2006/0217625	A1	9/2006	Forrester	
D539,683	S	4/2007	Shaw et al.	2006/0293613	A1	12/2006	Fatehi et al.	
D539,684	S	4/2007	Kitamura et al.	2007/0093725	A1	4/2007	Shaw	
7,341,693	B2	3/2008	Ghazarian et al.	2007/0144812	A1	6/2007	Stewart et al.	
D586,677	S	2/2009	Nothacker et al.	2009/0201138	A1	8/2009	Ghazarian et al.	
D603,281	S	11/2009	Gonzalez	2010/0234064	A1	9/2010	Harris	
D606,434	S	12/2009	Castrodale et al.	2011/0304465	A1	12/2011	Boult et al.	
8,040,233	B2	10/2011	Adappa et al.	2012/0075094	A1	3/2012	Keays	
8,126,735	B2	2/2012	Dicks et al.	2012/0330175	A1	12/2012	Phillips et al.	
8,381,573	B2	2/2013	Keays	2013/0021153	A1	1/2013	Keays	
8,453,492	B2	6/2013	Tsuzuki et al.	2013/0035602	A1	2/2013	Gemer	
8,693,597	B2	4/2014	Sexton et al.	2013/0150727	A1	6/2013	Phillips et al.	
8,707,758	B2	4/2014	Keays	2013/0282321	A1	10/2013	Son et al.	
D705,100	S	5/2014	Nothacker et al.	2013/0305808	A1	11/2013	Yoo	
				2014/0303836	A1	10/2014	Phelan	
				2014/0311215	A1	10/2014	Keays et al.	
				2015/0084774	A1	3/2015	Wojcik et al.	

* cited by examiner

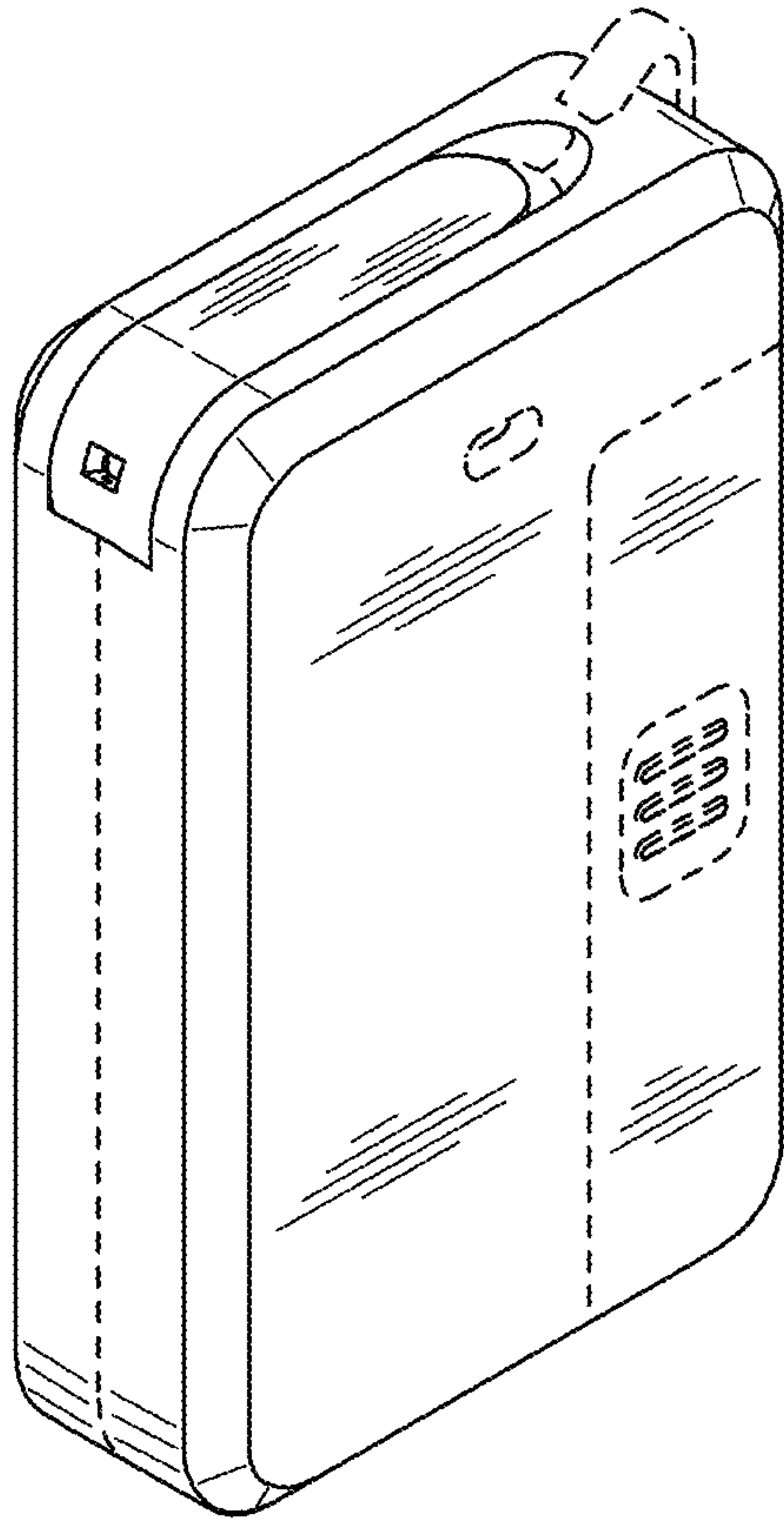


FIG. 1

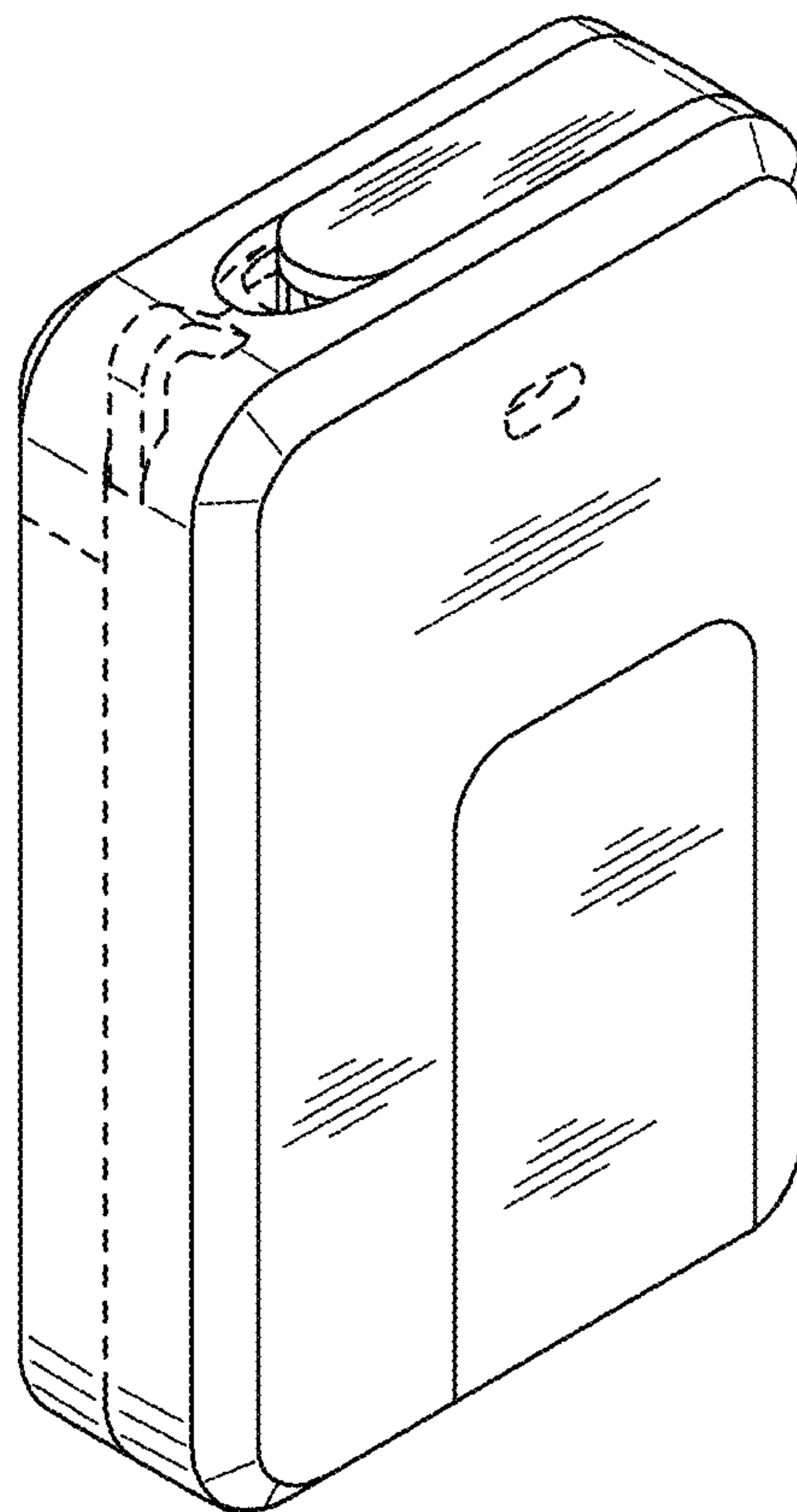


FIG. 2

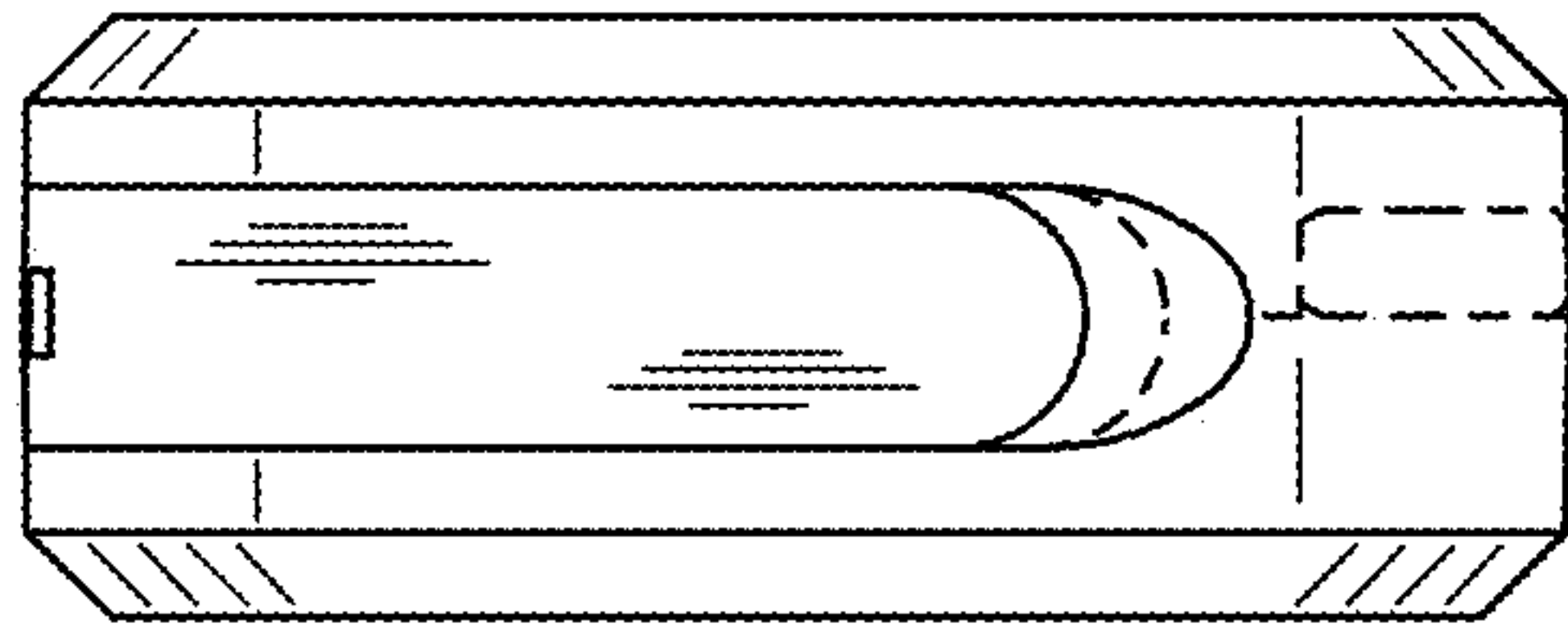


FIG. 3

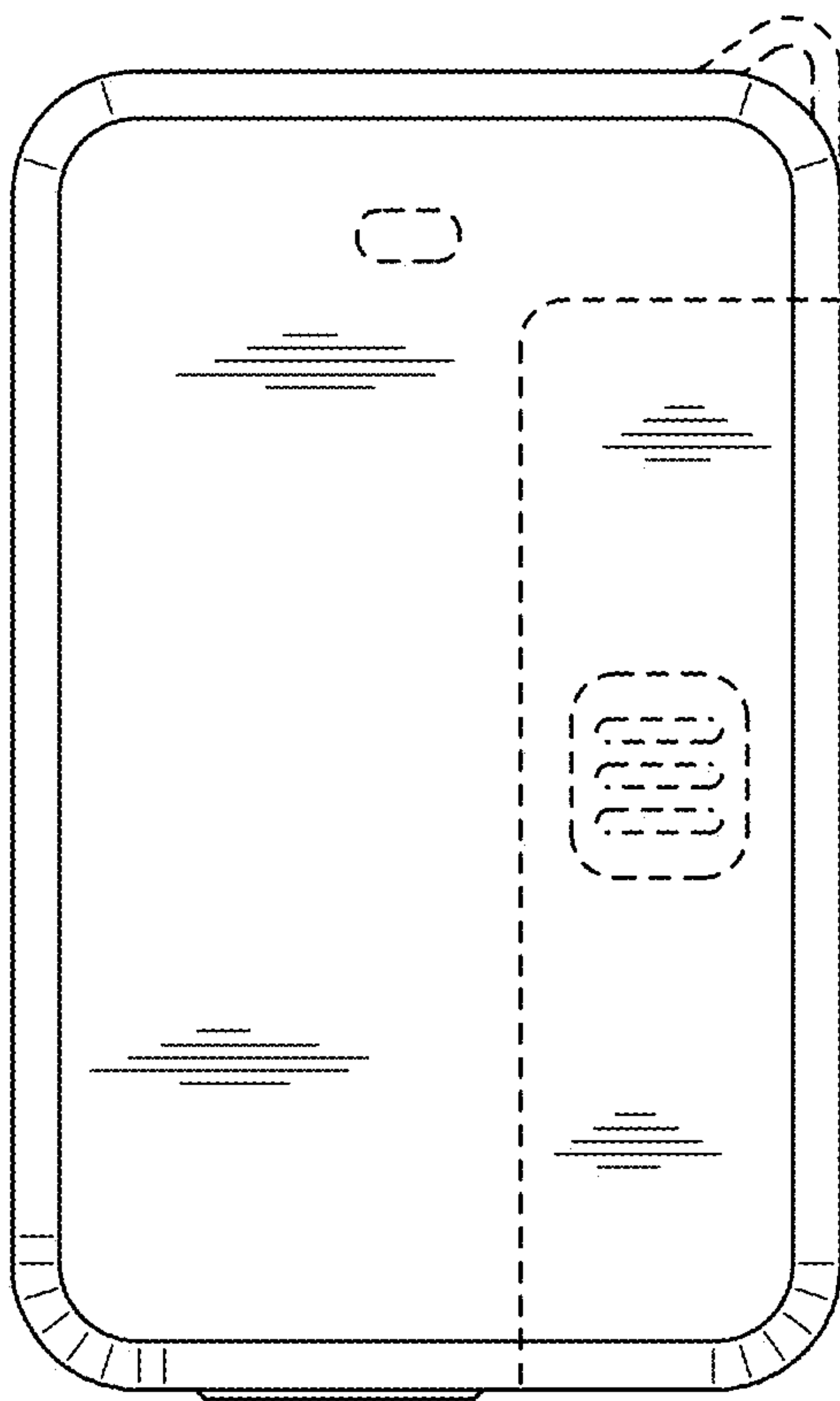


FIG. 4

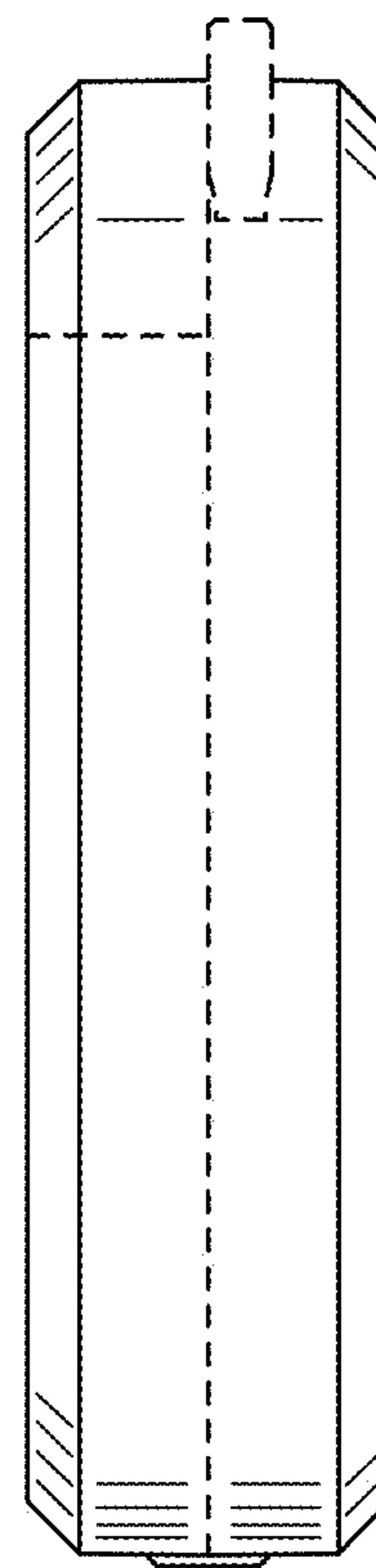


FIG. 5

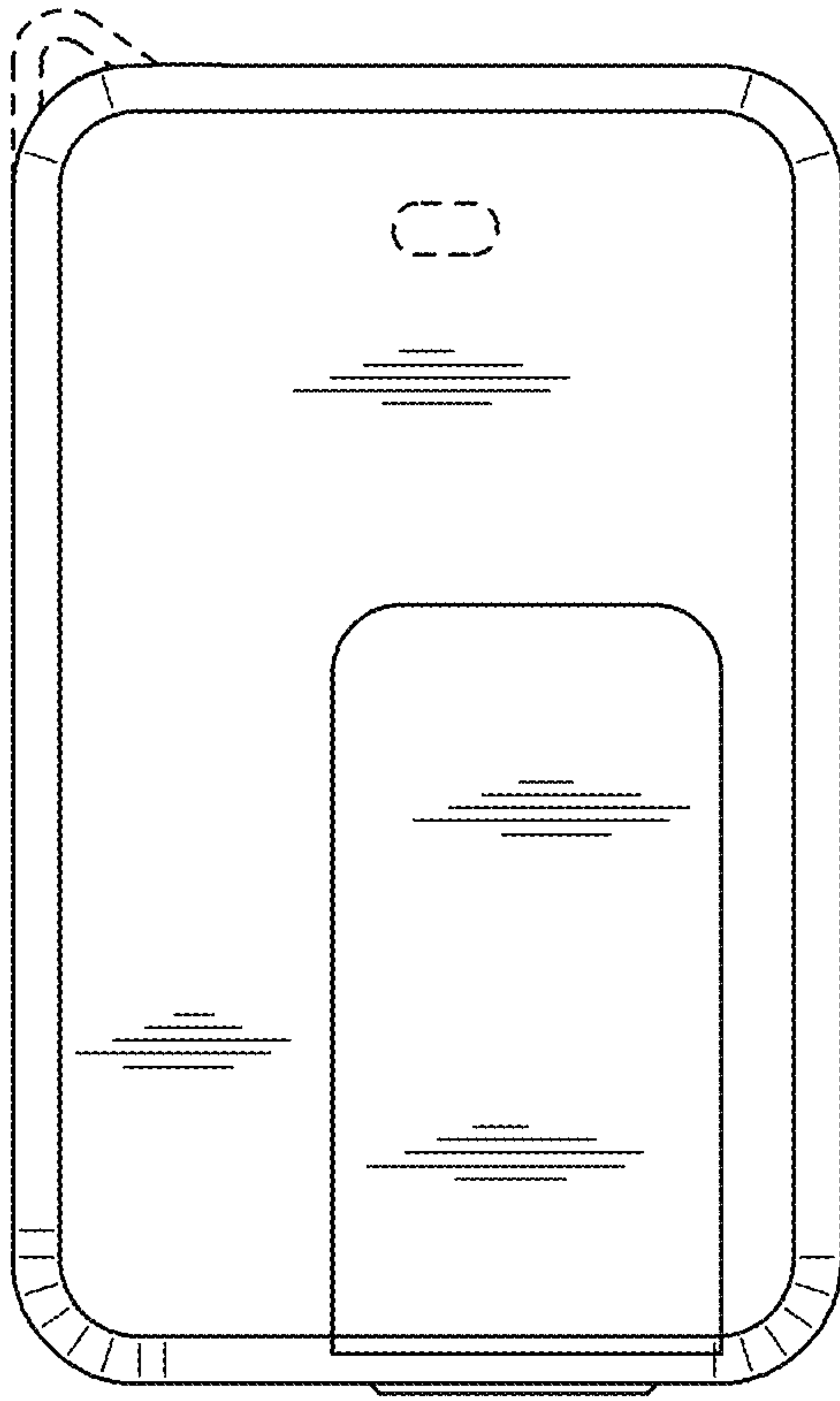


FIG. 6




FIG. 7

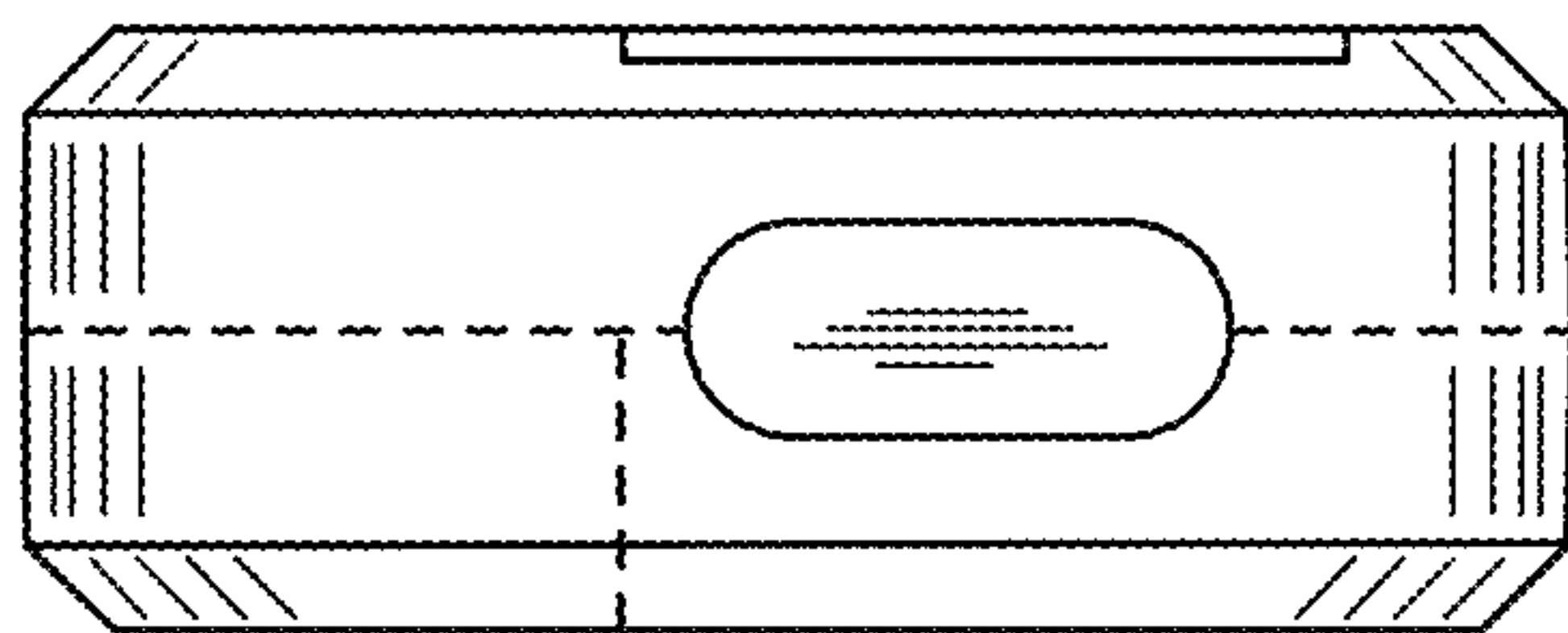


FIG. 8

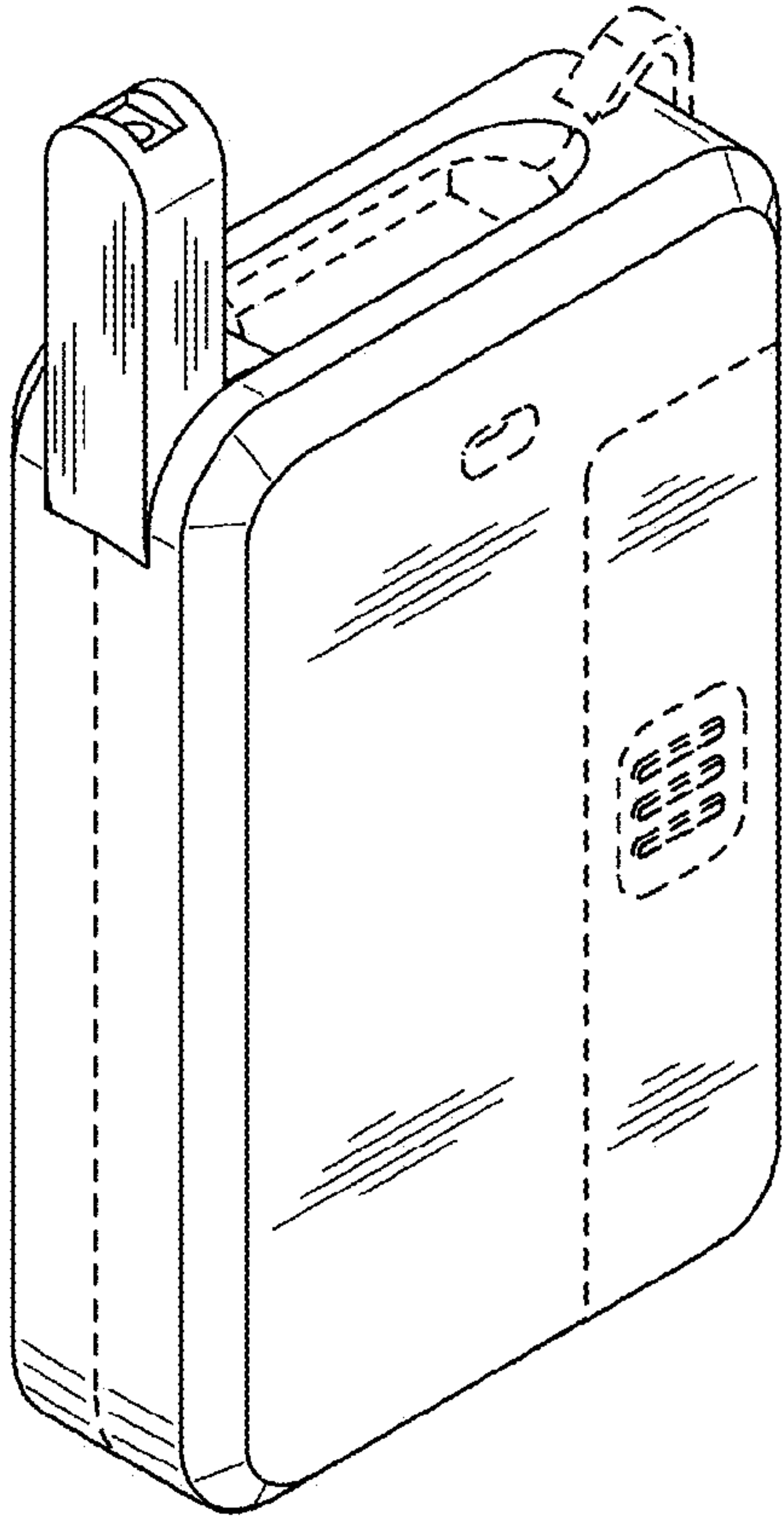


FIG. 10

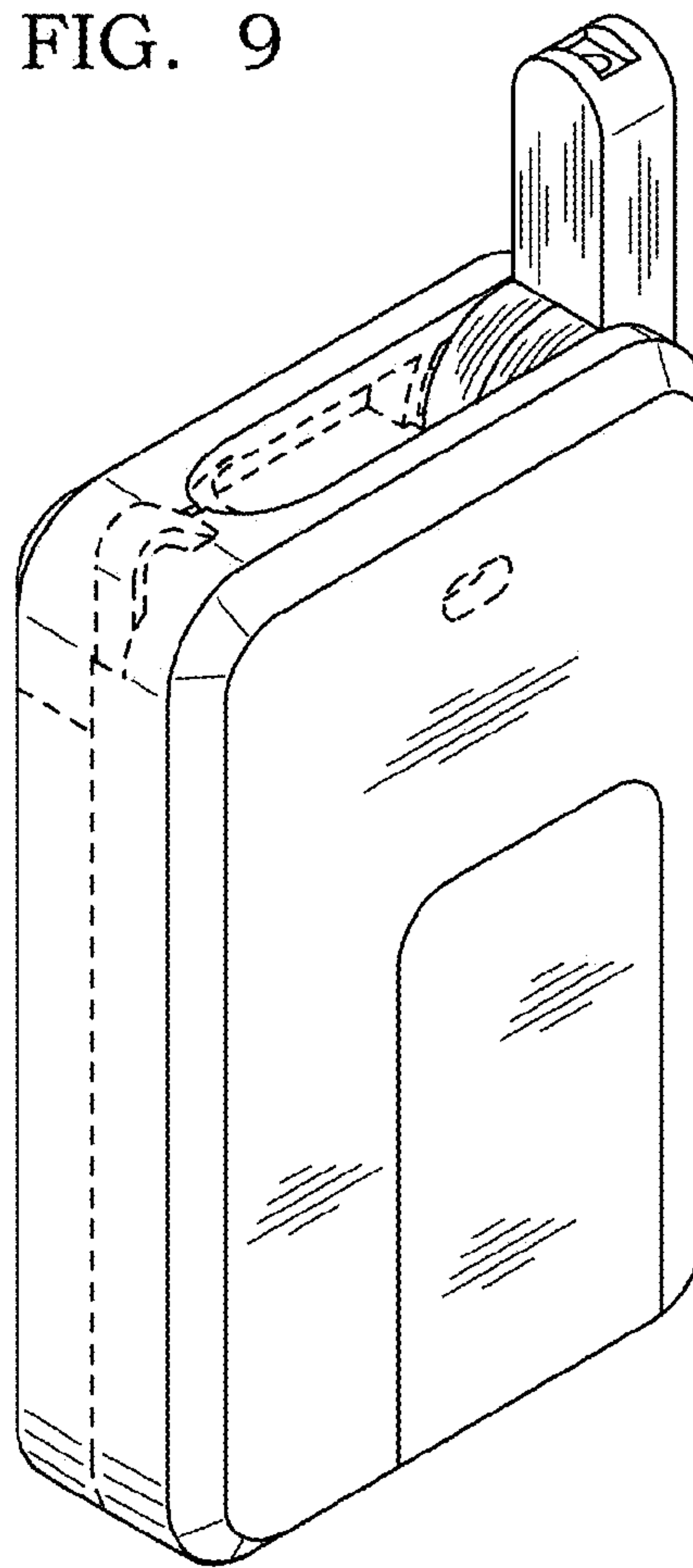


FIG. 9

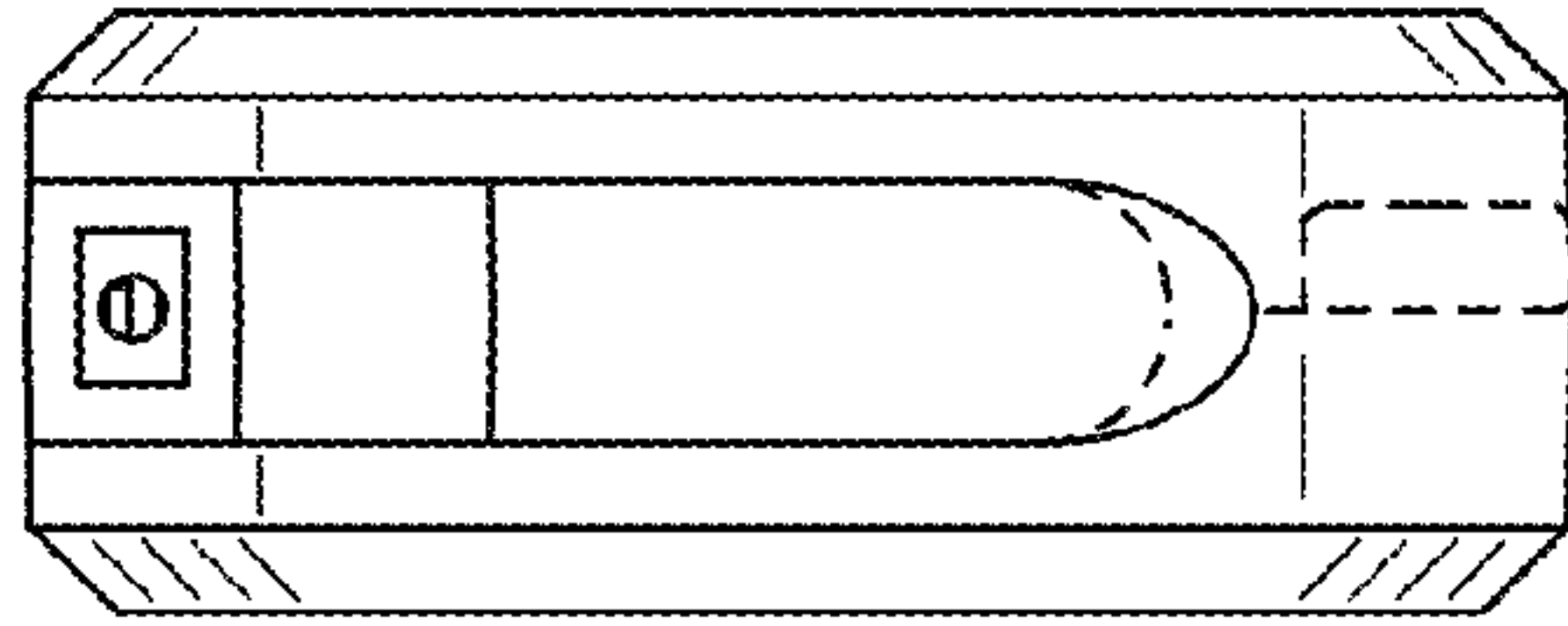


FIG. 11

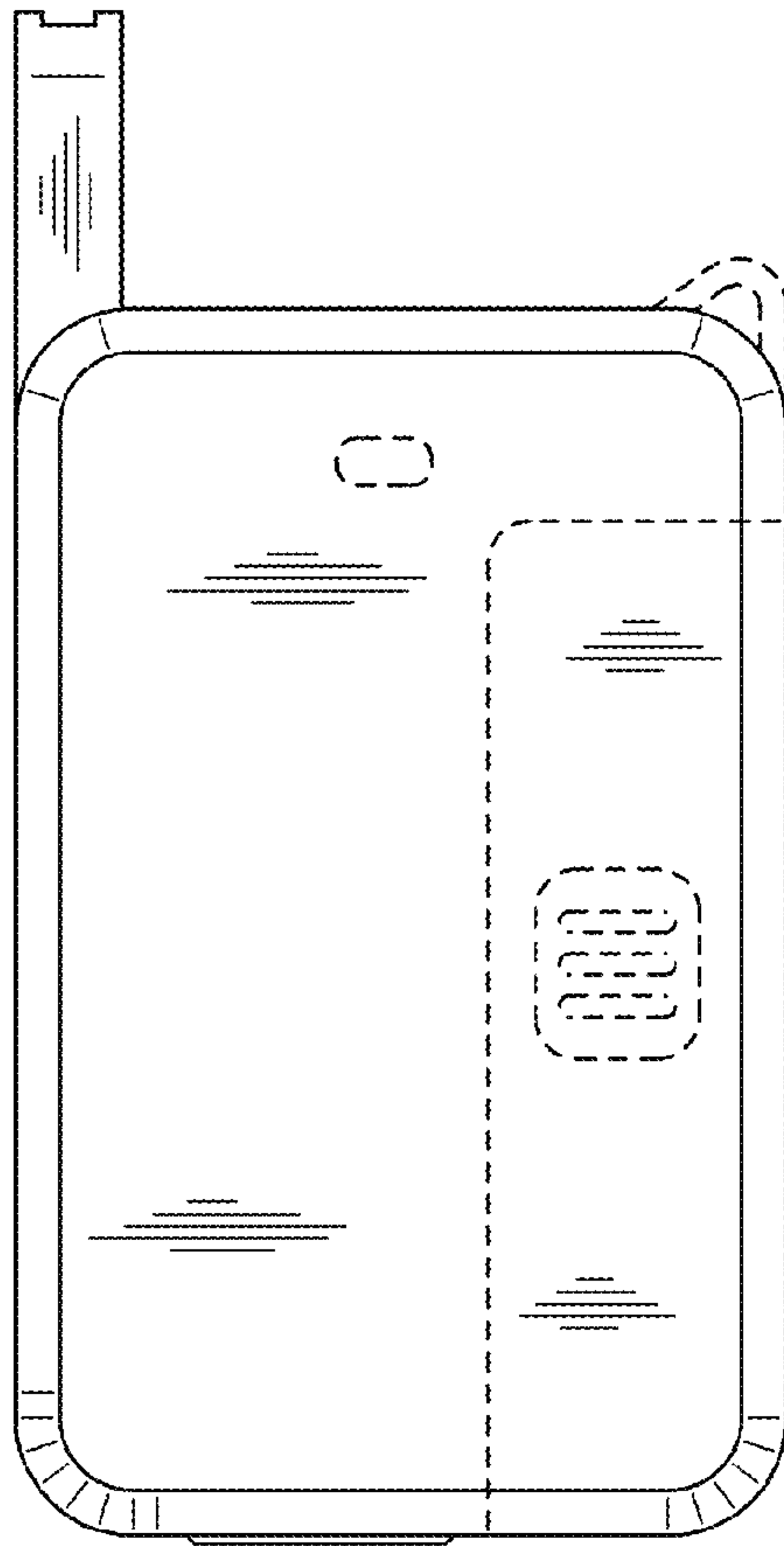


FIG. 12




FIG. 13

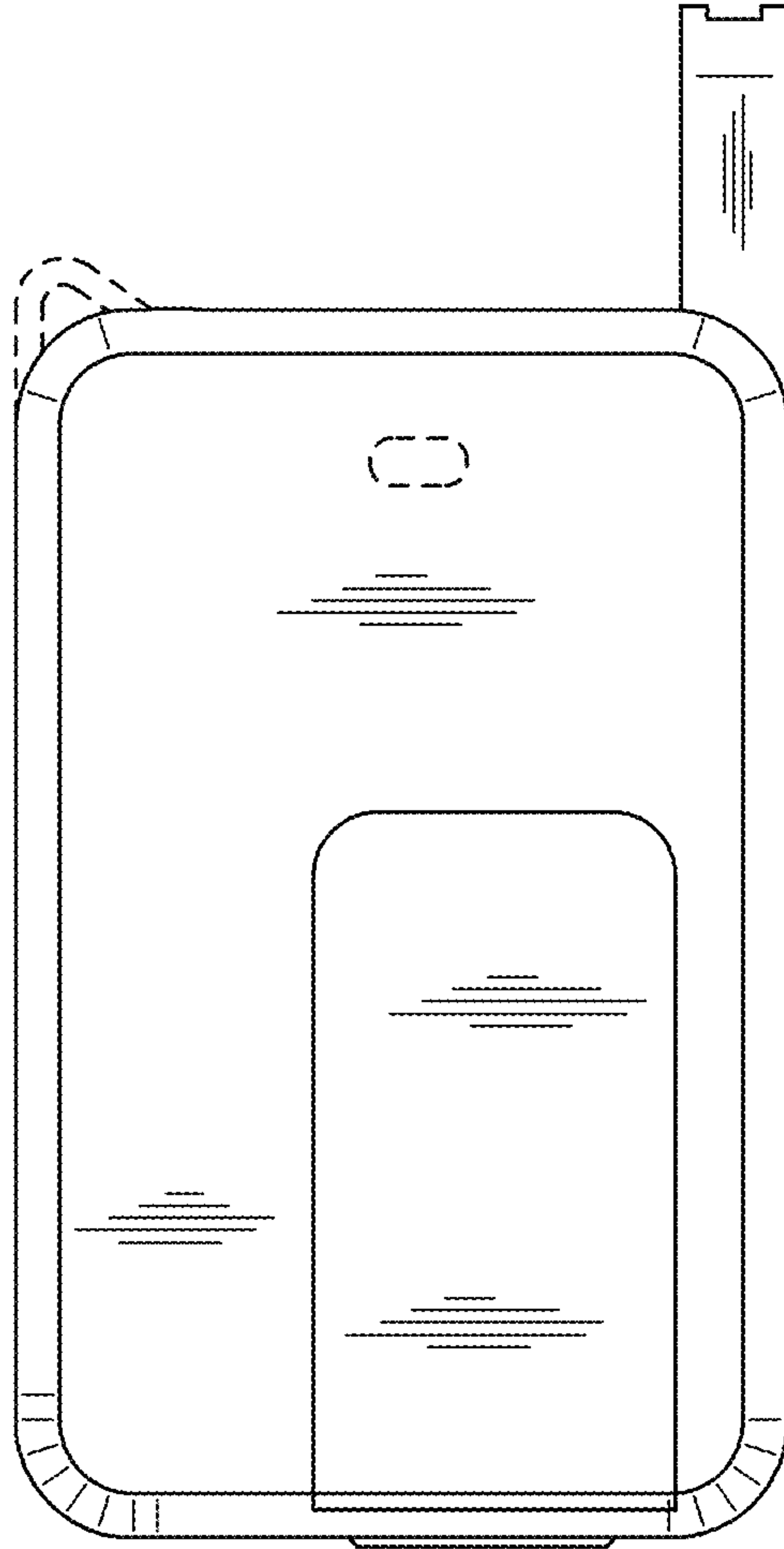


FIG. 14




FIG. 15

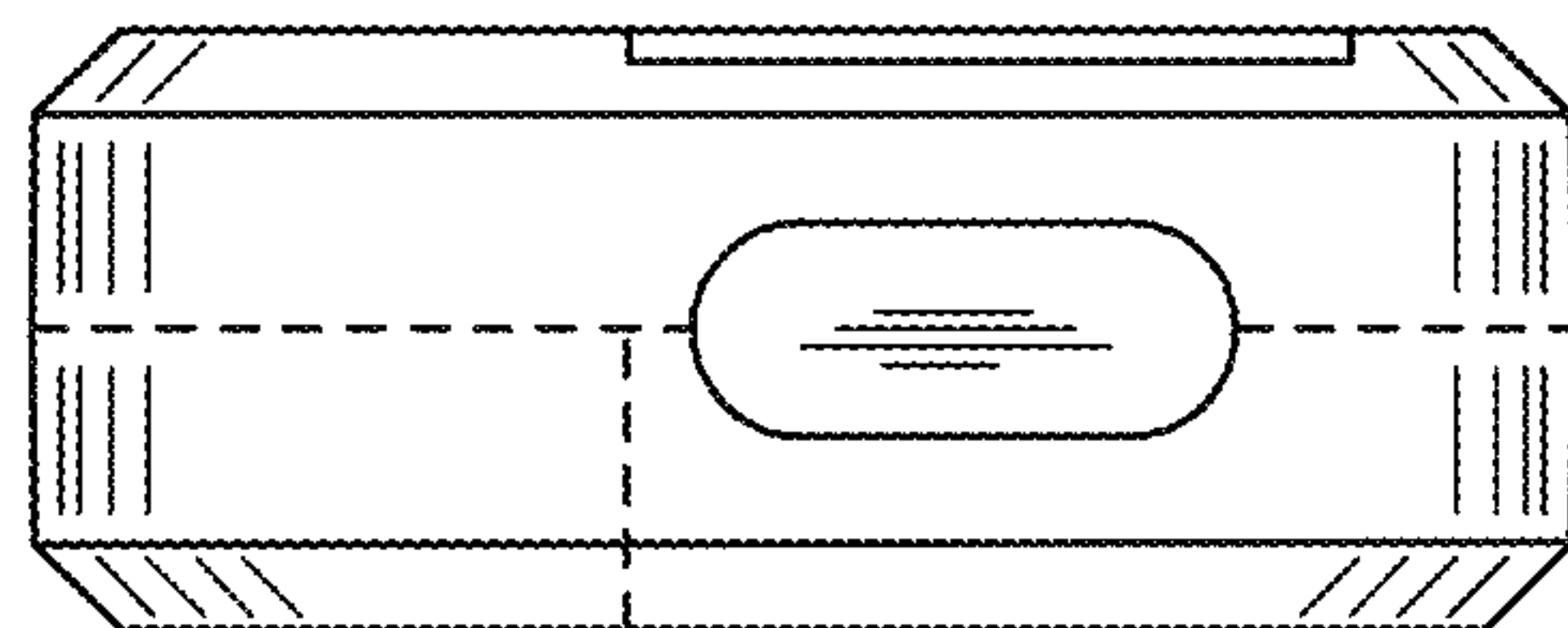


FIG. 16