



US00D749960S

(12) **United States Design Patent**
Bhattacharyya et al.

(10) **Patent No.:** **US D749,960 S**

(45) **Date of Patent:** **** Feb. 23, 2016**

(54) **BOTTLE WITH CAP**

(71) Applicant: **Reckitt Benckiser (Brands) Limited**,
Berkshire (GB)

(72) Inventors: **Sukanta Bhattacharyya**, Ghaziabad
(IN); **Christopher Leonard Padain**,
Henley on Thames (GB); **Stephanie**
Anne Marije Verschoor, Middlesex
(GB); **Randy Bos**, Eindhoven (NL);
Sander Willem Thijssen, Eindhoven
(NL)

(73) Assignee: **RECKITT BENCKISER (BRANDS)**
LIMITED, Slough, Berkshire (GB)

(**) Term: **14 Years**

(21) Appl. No.: **29/479,437**

(22) Filed: **Jan. 16, 2014**

(30) **Foreign Application Priority Data**

Aug. 5, 2013 (EM) 002286617-0001
Sep. 16, 2013 (EM) 002310243-0001
Dec. 18, 2013 (EM) 001394688-0001
Dec. 18, 2013 (EM) 001394688-0002
Dec. 18, 2013 (EM) 001394688-0003

(51) **LOC (10) Cl.** **09-01**

(52) **U.S. Cl.**
USPC **D9/563; D9/435; D9/526; D9/529;**
D9/571

(58) **Field of Classification Search**
USPC D3/200, 202.3, 264, 901; D7/300.1,
D7/317, 392.1, 510, 511, 523, 589-612;
D9/432, 500, 516, 523, 524, 525, 529,
D9/539, 542, 549, 550, 551, 556, 562, 563,
D9/569, 574, 655, 658; D24/121, 124,
D24/197, 224; 220/212.5, 254.3, 254.4,
220/326, 719; 422/129

CPC A61J 1/03; A61J 1/05; A47G 19/22;
A47G 19/2205; A47G 19/2266; B65D 1/02;
B65D 1/0223; B65D 1/08; B65D 1/10
See application file for complete search history.

(56) **References Cited**

U.S. PATENT DOCUMENTS

D358,331 S * 5/1995 Hoyt et al. D9/525
D480,003 S * 9/2003 Blades D9/529
D541,161 S * 4/2007 Ames D9/529
D623,064 S * 9/2010 Salmon et al. D9/524
D653,081 S * 1/2012 George D7/510
D666,498 S * 9/2012 Snyder D9/522

(Continued)

Primary Examiner — Sheryl Lane

Assistant Examiner — Catherine Posthauer

(74) *Attorney, Agent, or Firm* — Troutman Sanders LLP;
Ryan A. Schneider; Troy S. Kleckley

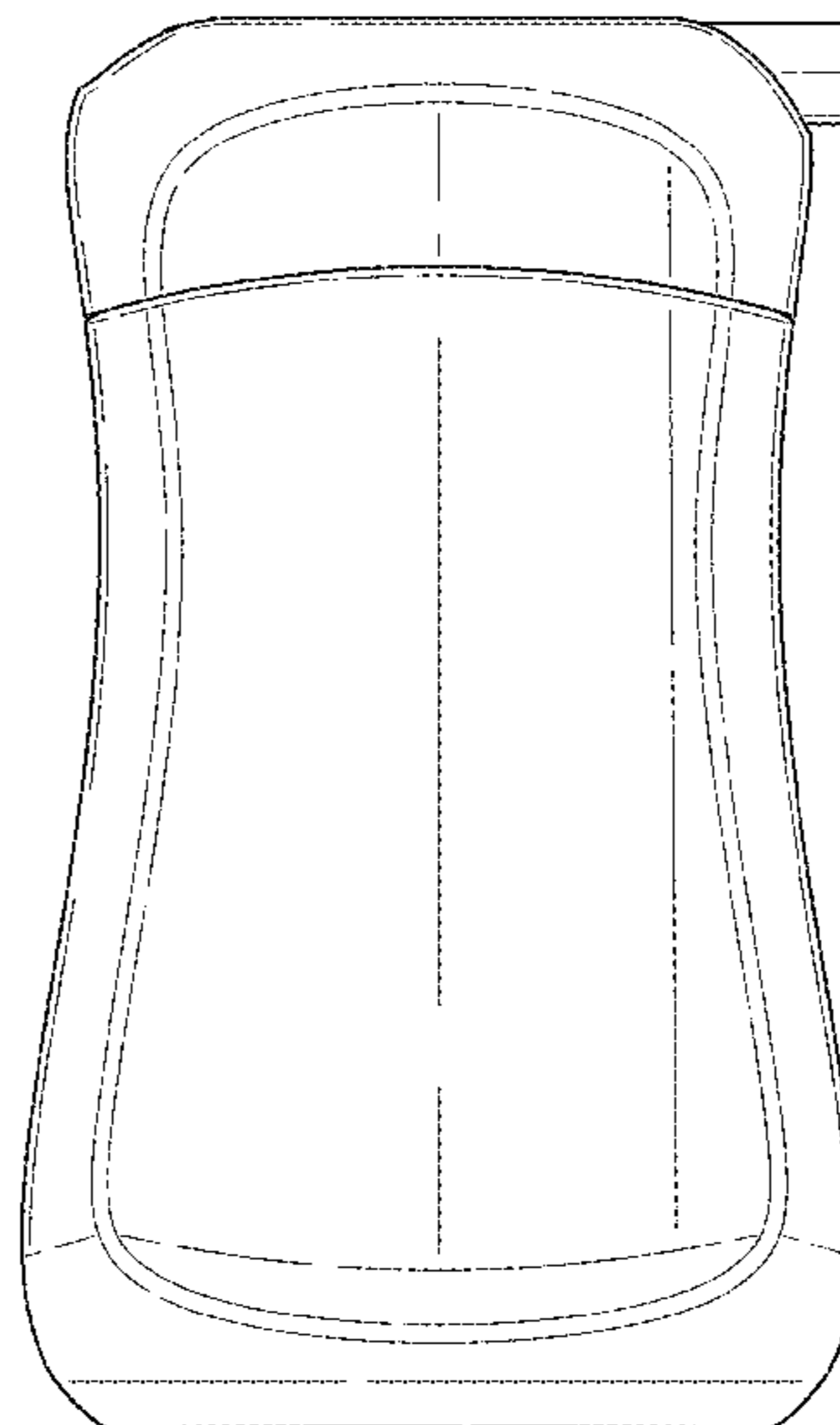
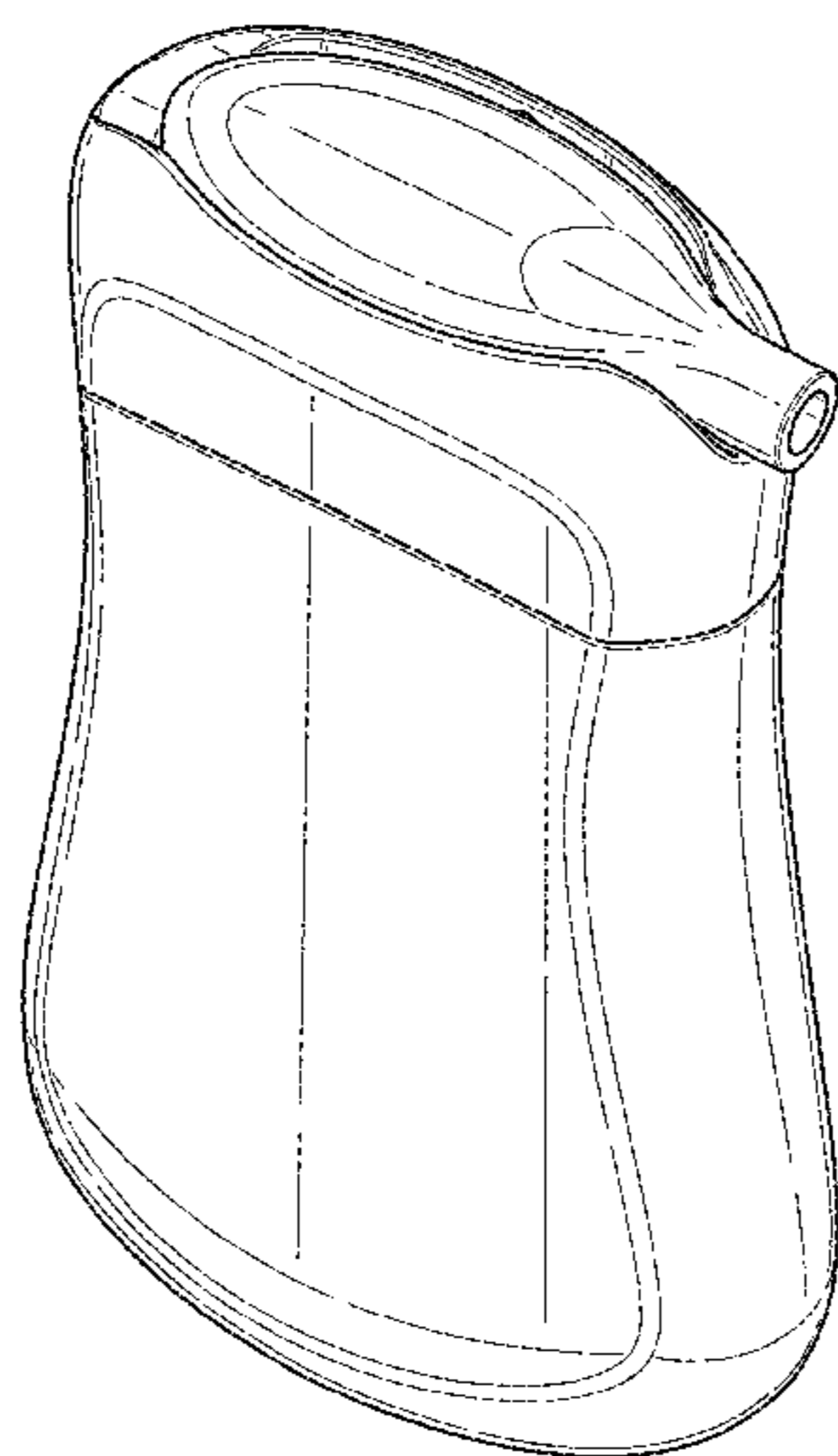
(57) **CLAIM**

The ornamental design for a bottle with cap, as shown and
described.

DESCRIPTION

FIG. 1 is a perspective view of a bottle with cap of the present
invention;
FIG. 2 is a side view of the bottle with cap of FIG. 1;
FIG. 3 is the other side view of the bottle with cap of FIG. 1;
FIG. 4 is a rear view of the bottle with cap of FIG. 1;
FIG. 5 is a front view of the bottle with cap of FIG. 1;
FIG. 6 is a top plan view of the bottle with cap of FIG. 1; and,
FIG. 7 is a bottom plan view of the bottle with cap of FIG. 1.
The broken lines represent portions of the bottle with cap and
form no part of the claimed design.

1 Claim, 5 Drawing Sheets



US D749,960 S

Page 2

(56)

References Cited

U.S. PATENT DOCUMENTS

8,602,238 B2 *	12/2013	El-Saden et al.	215/389	
D699,996 S *	2/2014	De Leo	D7/300.1	* cited by examiner
D716,548 S *	11/2014	Seehoff et al.	D3/264	
D720,184 S *	12/2014	Gilbert	D7/510	
2008/0237233 A1 *	10/2008	Choi et al.	220/212.5	

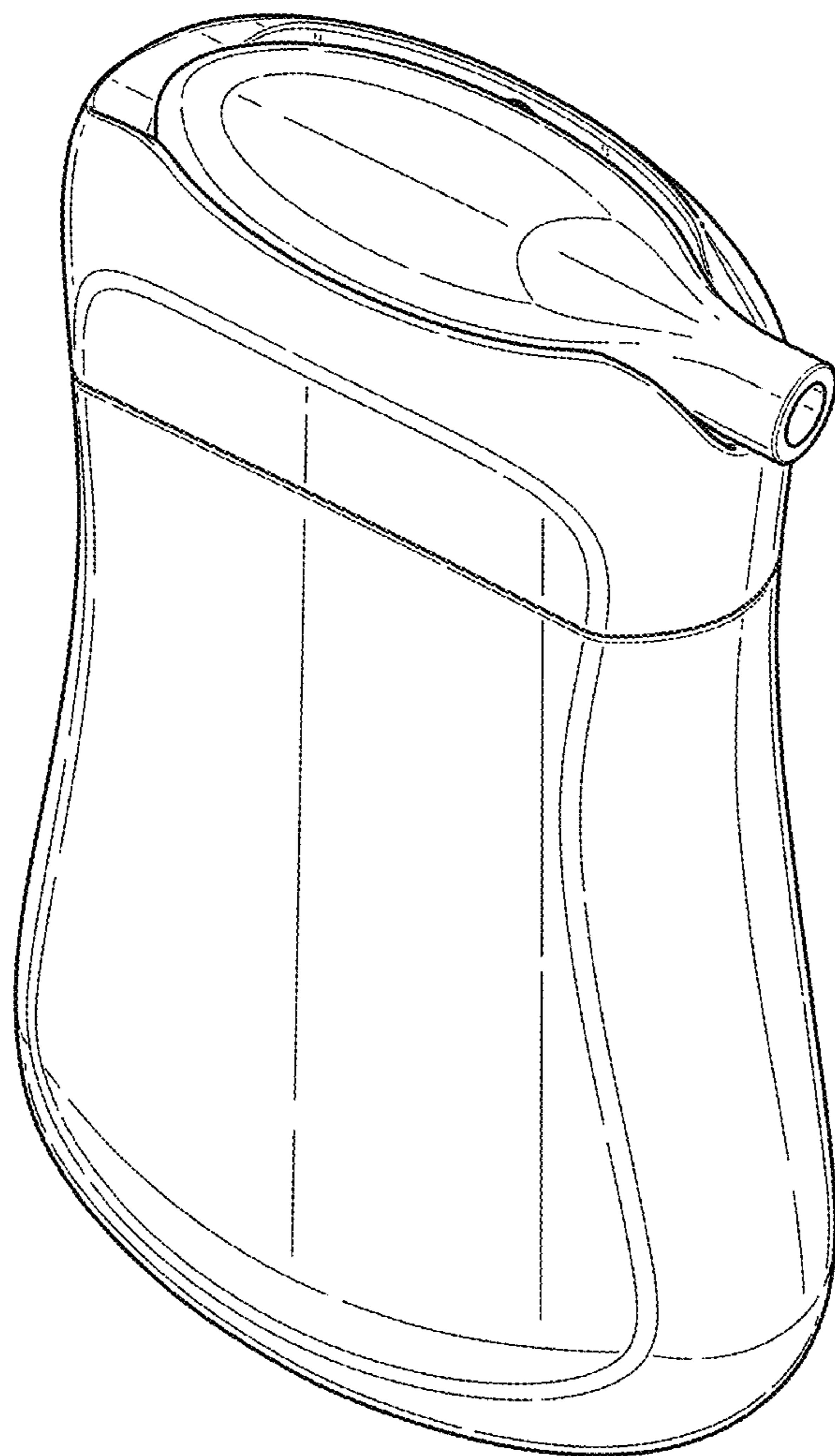


Fig. 1

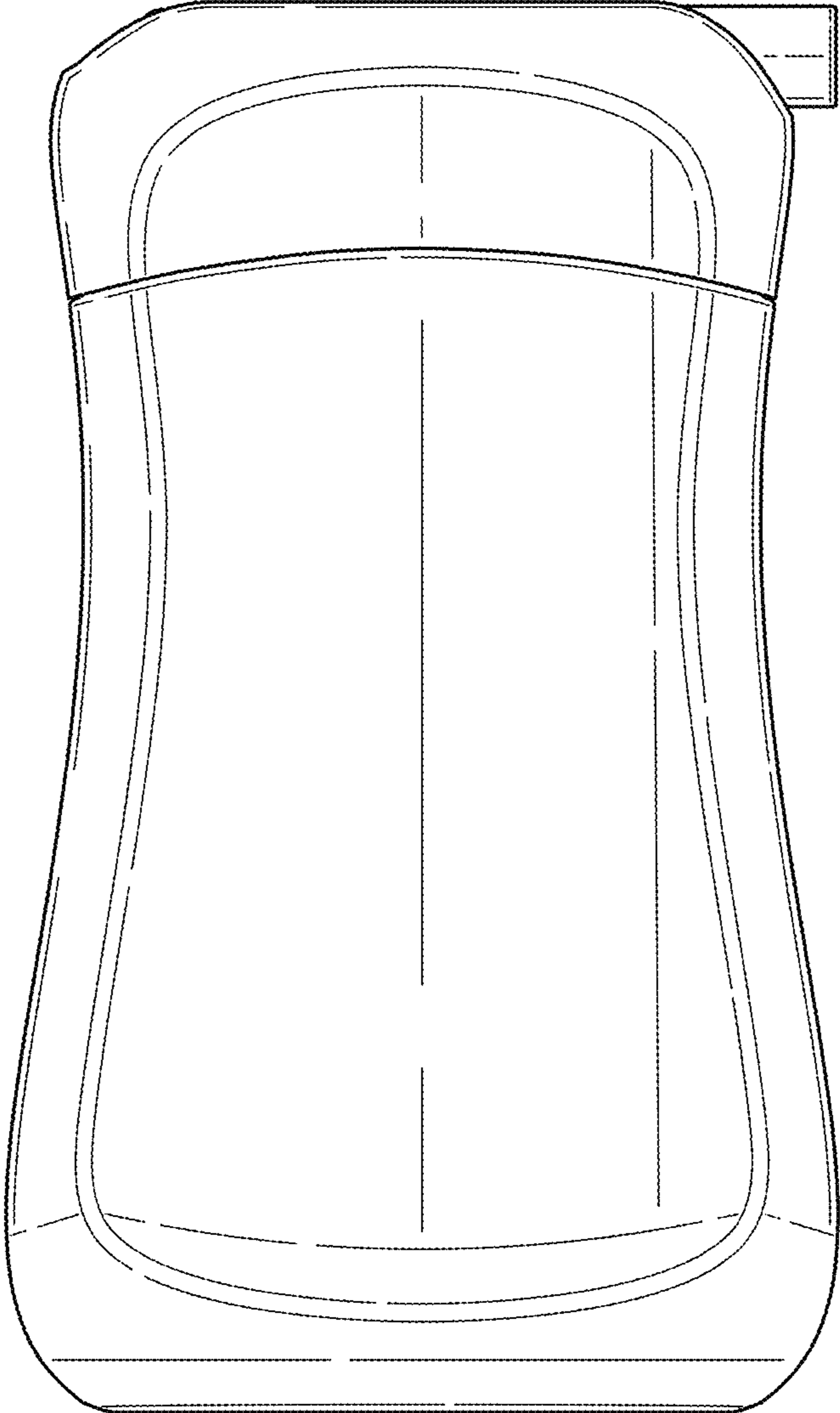


Fig. 2

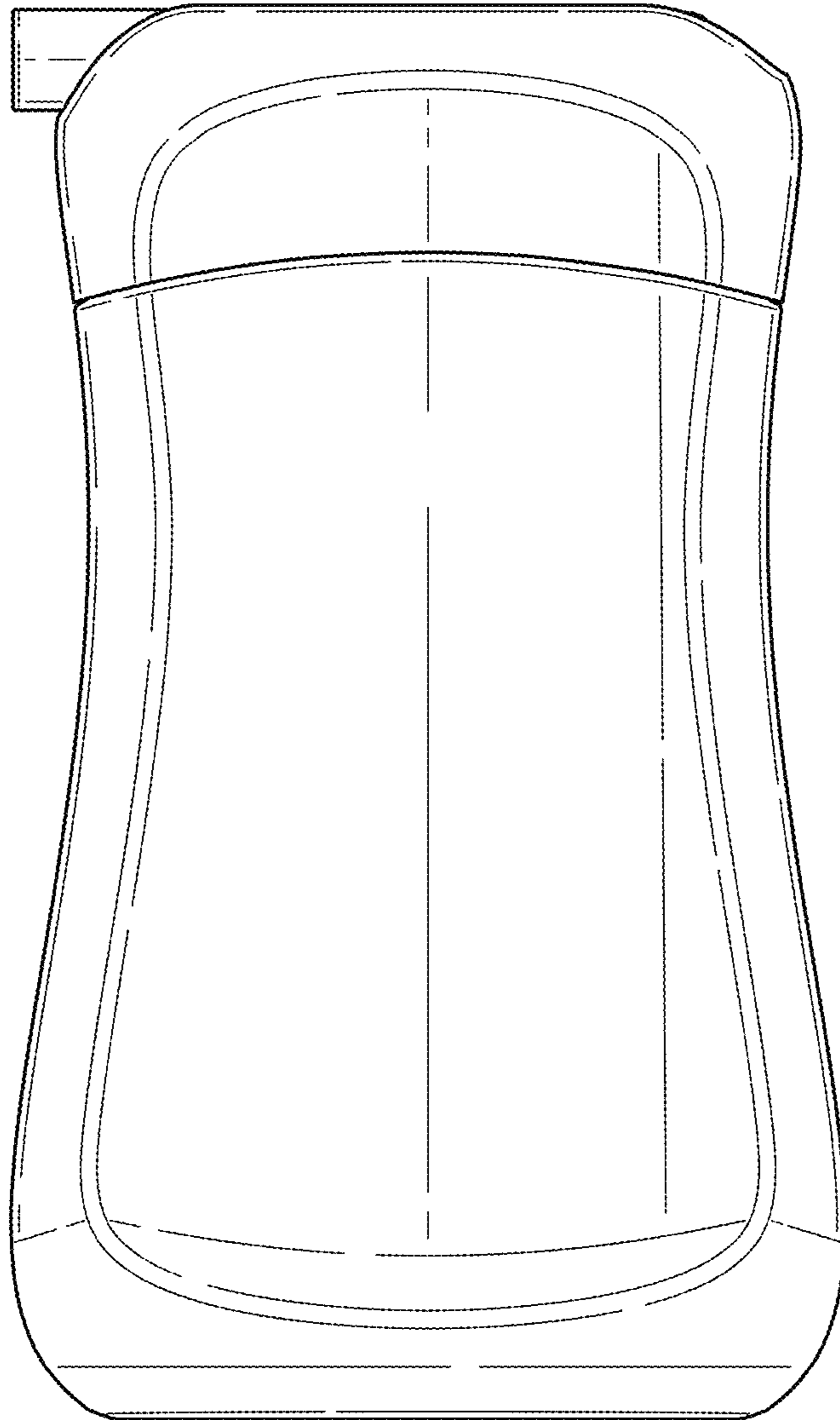


Fig. 3

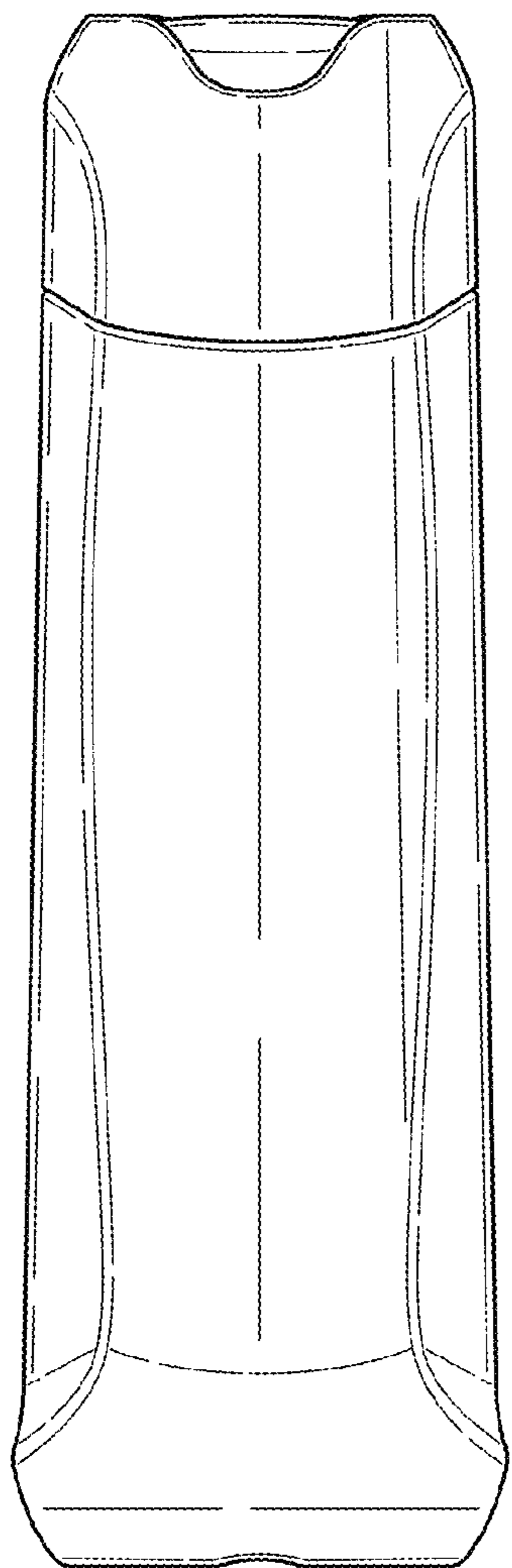


Fig. 4

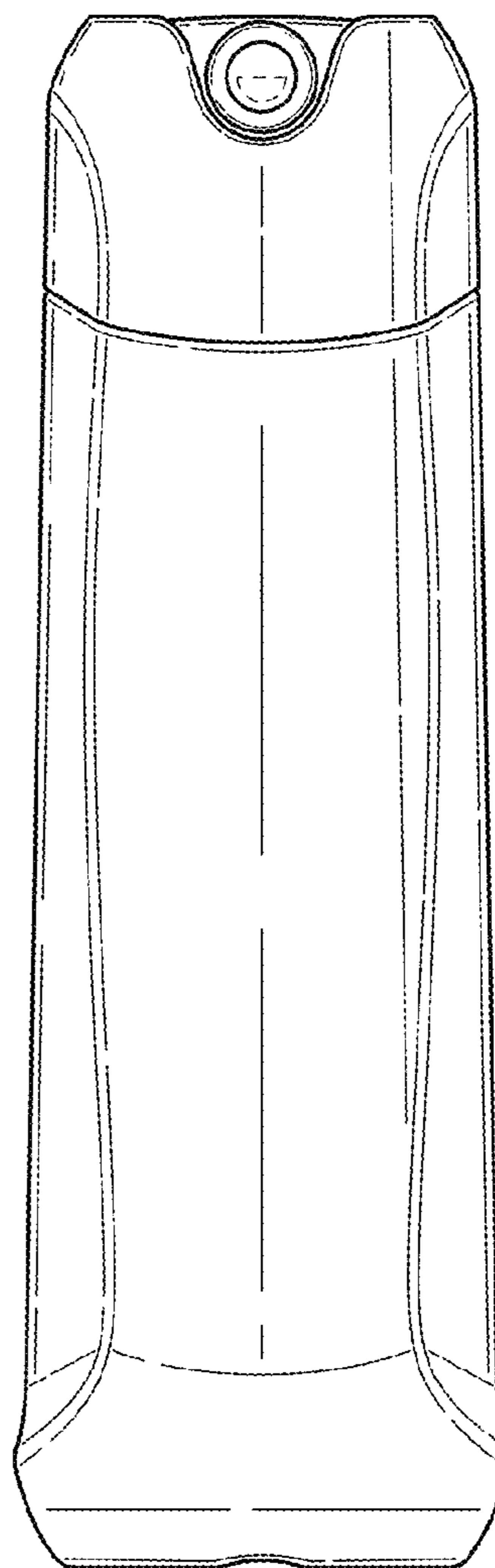


Fig. 5

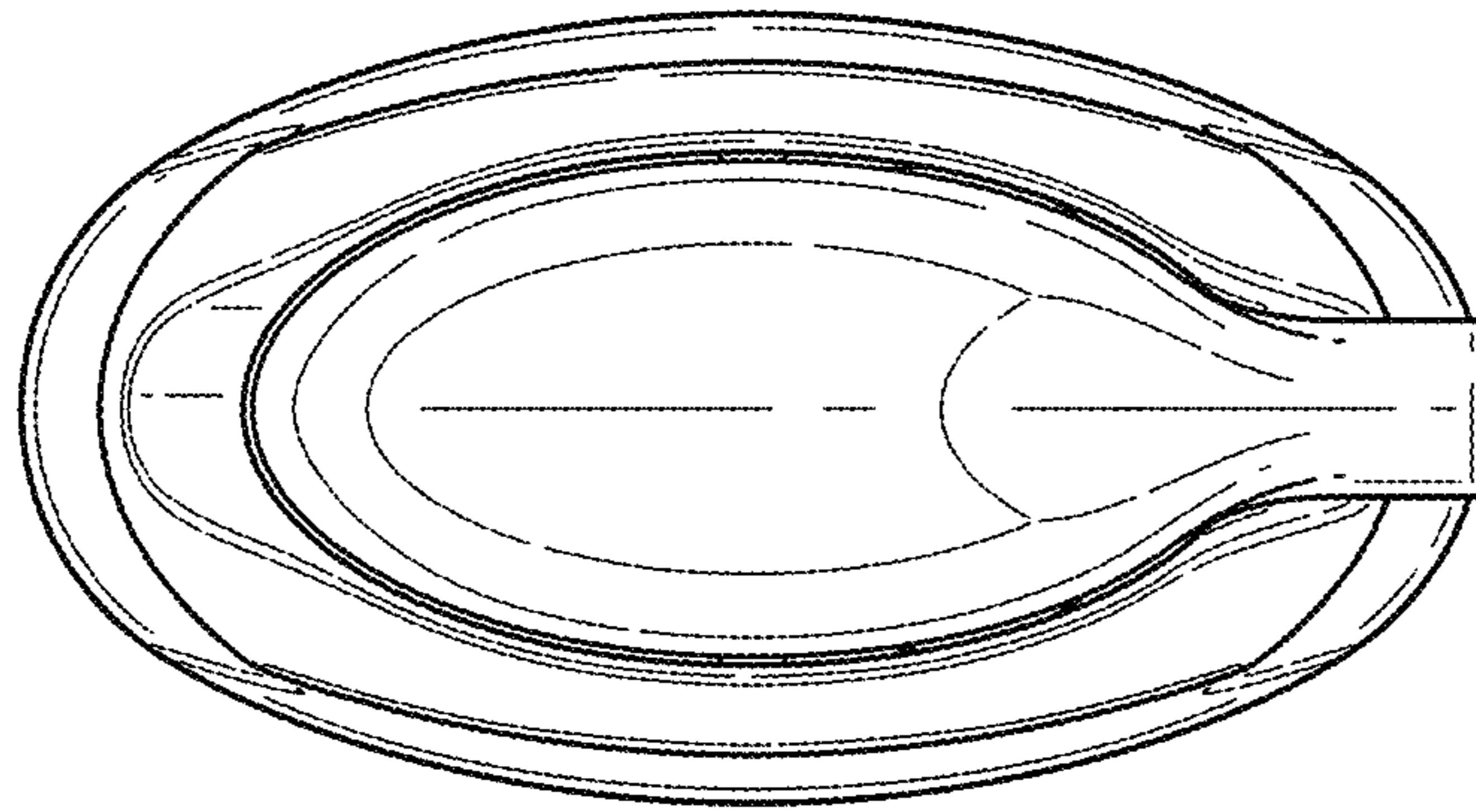


Fig. 6

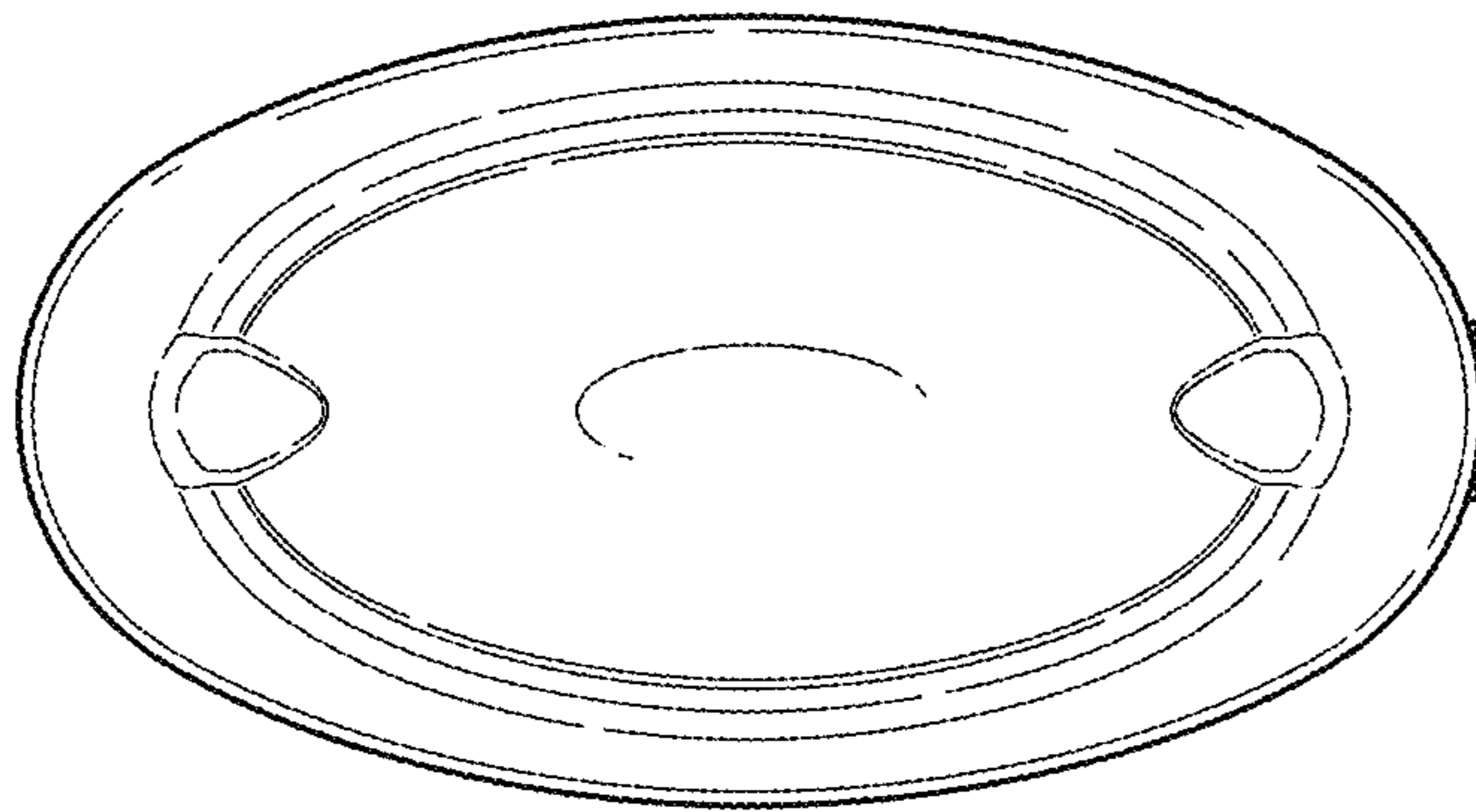


Fig. 7