



US00D749948S

(12) **United States Design Patent**
Groglopo Favetto

(10) **Patent No.:** **US D749,948 S**

(45) **Date of Patent:** **** Feb. 23, 2016**

(54) **LID**

(71) Applicant: **Conopco, Inc.**, Englewood Cliffs, NJ
(US)

(72) Inventor: **Pablo Ignacio Groglopo Favetto**,
Rotterdam (NL)

(73) Assignee: **Conopco, Inc.**, Englewood Cliffs, NJ
(US)

(**) Term: **14 Years**

(21) Appl. No.: **29/502,852**

(22) Filed: **Sep. 19, 2014**

(30) **Foreign Application Priority Data**

Mar. 19, 2014 (EM) 002428268-0001

(51) **LOC (10) Cl.** **09-07**

(52) **U.S. Cl.**
USPC **D9/443**

(58) **Field of Classification Search**

USPC D9/434-436, 438, 443-450, 452-454,
D9/499; D7/387, 392, 393, 396.2, 510,
D7/511; D3/202, 294, 318; 215/28, 41,
215/201, 216, 224, 230, 235, 237, 243, 249,
215/256, 306, 316, 317, 396; 220/252,
220/254.1, 254.2-254.4, 258.2, 263, 367.1,
220/375, 711, 724, 730, 731, 837, 847;
222/109, 153.1, 153.11, 153.14, 464.1,
222/498, 546, 547, 562, 565, 566, 570, 621
CPC A61J 1/1412; B65D 1/02; B65D 1/323;
B65D 25/40; B65D 41/56; B65D 41/62;
B65D 47/06; B65D 47/08

See application file for complete search history.

(56) **References Cited**

U.S. PATENT DOCUMENTS

D171,578 S * 3/1954 Brucker D18/43
D217,438 S * 5/1970 Balbach et al. D9/443

D332,379 S * 1/1993 Murphy D7/391
D333,065 S * 2/1993 Murphy D7/391
D336,817 S * 6/1993 Wilcox, Jr. D7/392
D347,578 S * 6/1994 Curzon D9/443
D394,184 S * 5/1998 Demore D7/391
D479,951 S * 9/2003 Segura D7/608
D493,722 S * 8/2004 Cooper D9/504
D572,136 S * 7/2008 Boni D9/503
D595,424 S * 6/2009 Stvartak D24/224
D630,475 S * 1/2011 Lu D7/629
D643,694 S * 8/2011 Lu D7/629
D651,853 S * 1/2012 Eyal D7/510
D684,813 S * 6/2013 Eyal D7/392
D696,790 S * 12/2013 Nemeth D24/224
D708,009 S * 7/2014 Gillette D7/378
D717,469 S * 11/2014 Nemeth D24/224
D727,152 S * 4/2015 Yaseen D9/454
2008/0073313 A1 * 3/2008 Brant B65D 41/04
215/329

OTHER PUBLICATIONS

Co-Pending Application Groglopo Favetto et al., Titled; Jar, filed
Sep. 19, 2014.

* cited by examiner

Primary Examiner — Karen S Acker

Assistant Examiner — Wendy Arminio

(74) *Attorney, Agent, or Firm* — Greenberg Traurig, LLP

(57) **CLAIM**

The ornamental design for a lid, as shown and described.

DESCRIPTION

FIG. 1 is a perspective view of a lid shown from above and one
side.

FIG. 2 is a front elevational view thereof;

FIG. 3 is a rear elevational view thereof;

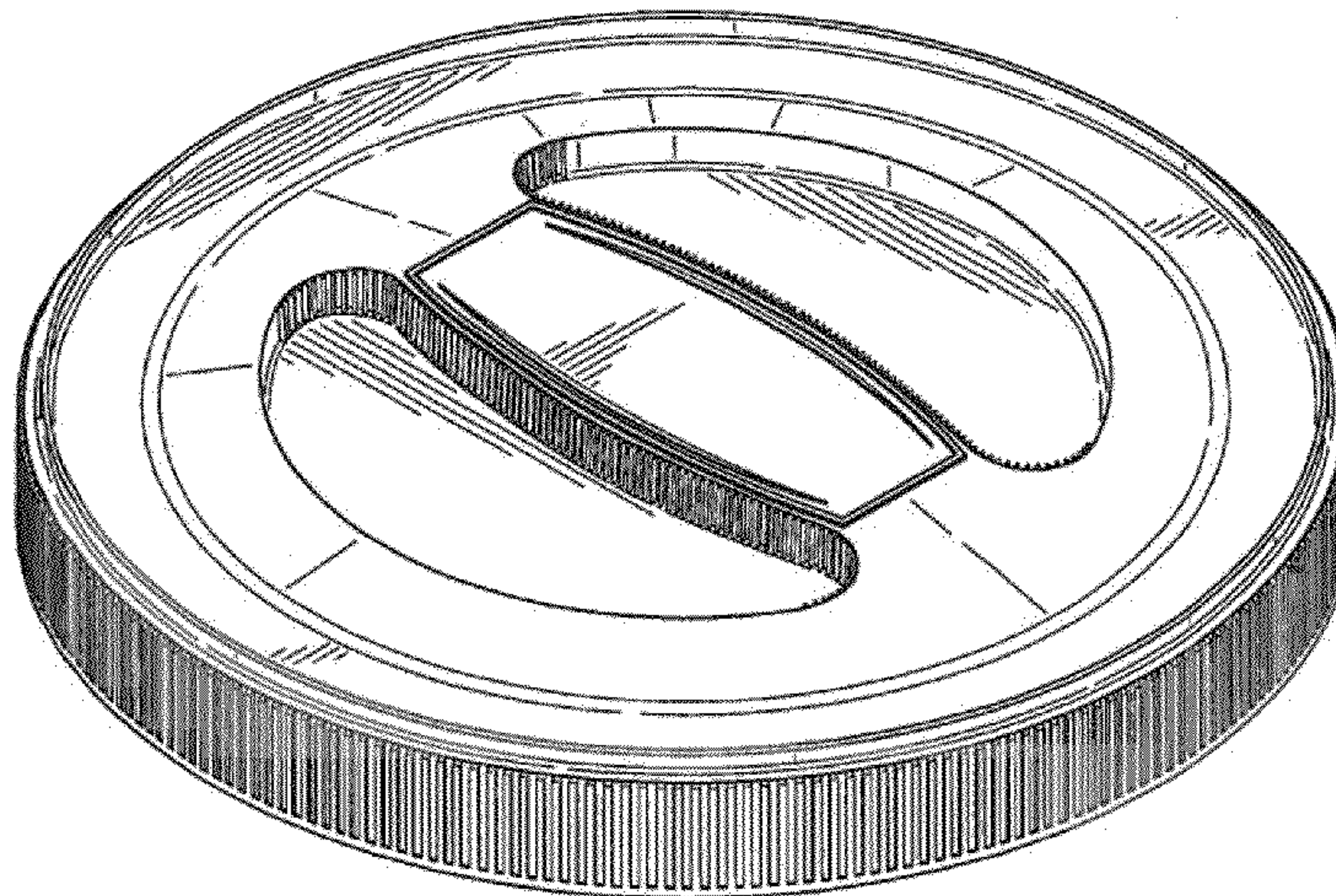
FIG. 4 is a right side elevational view thereof;

FIG. 5 is a left side elevational view thereof;

FIG. 6 is a top plan view thereof; and,

FIG. 7 is a bottom plan view thereof.

1 Claim, 4 Drawing Sheets



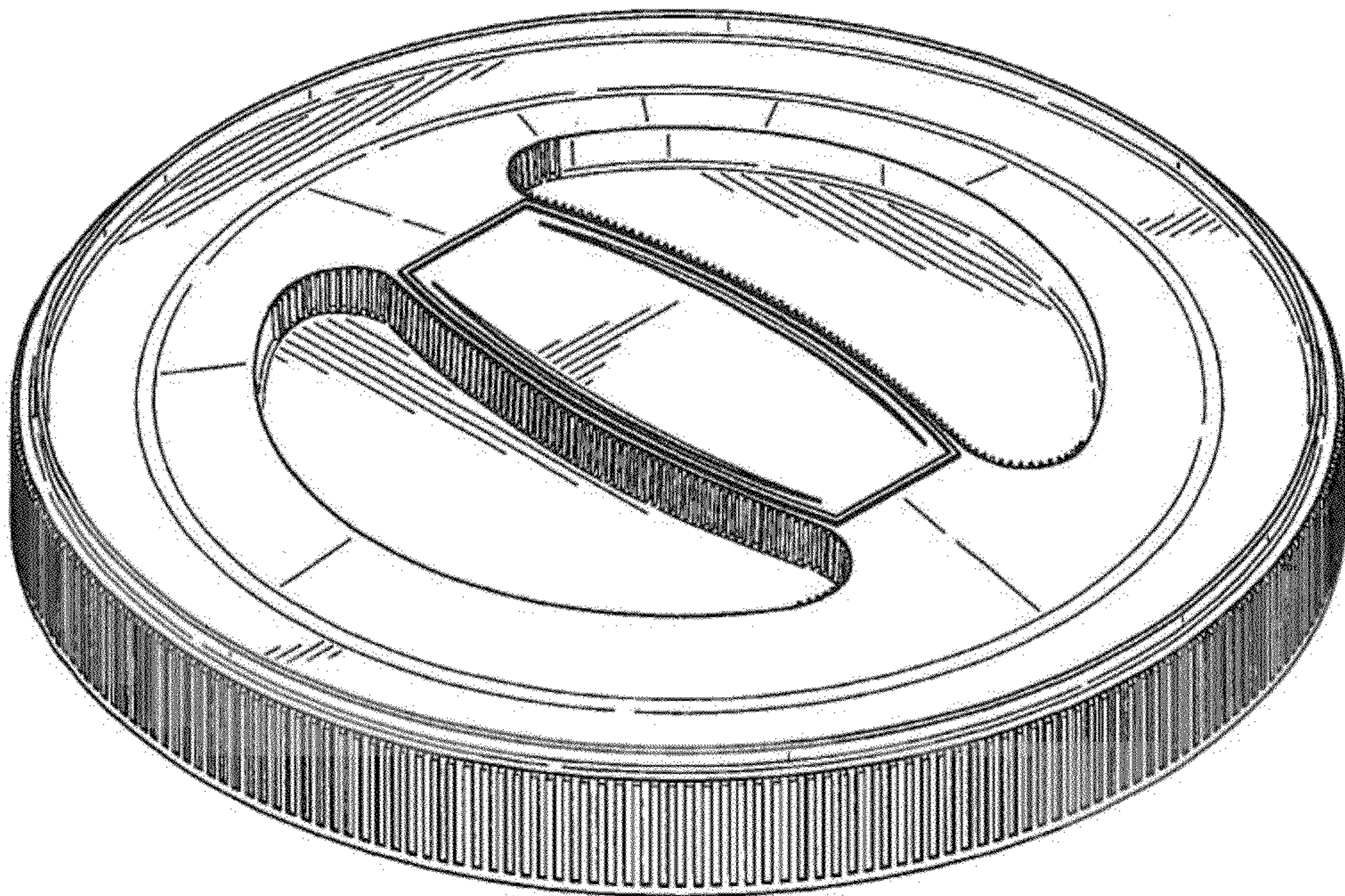


Fig. 1

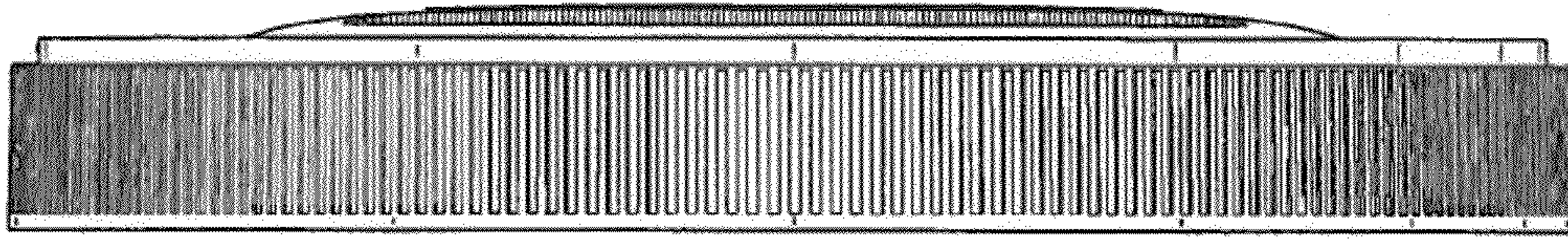


Fig. 2

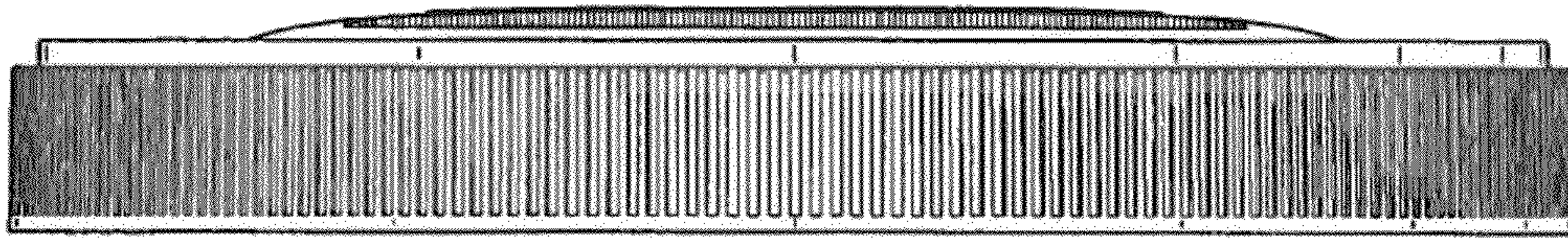


Fig. 3

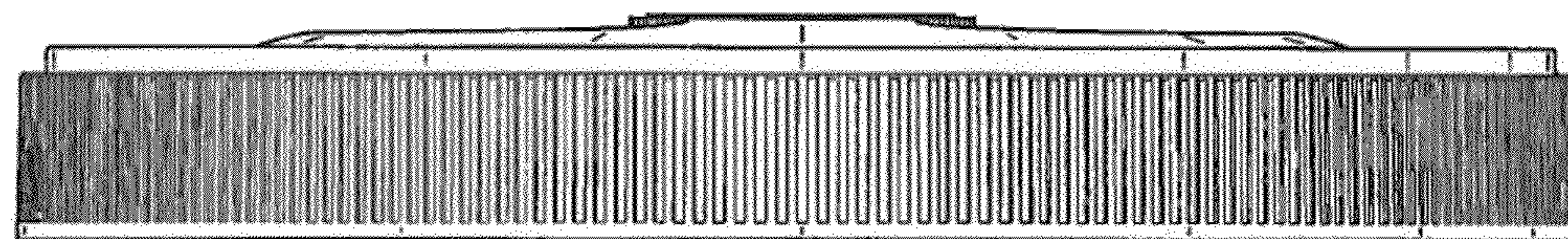


Fig. 4

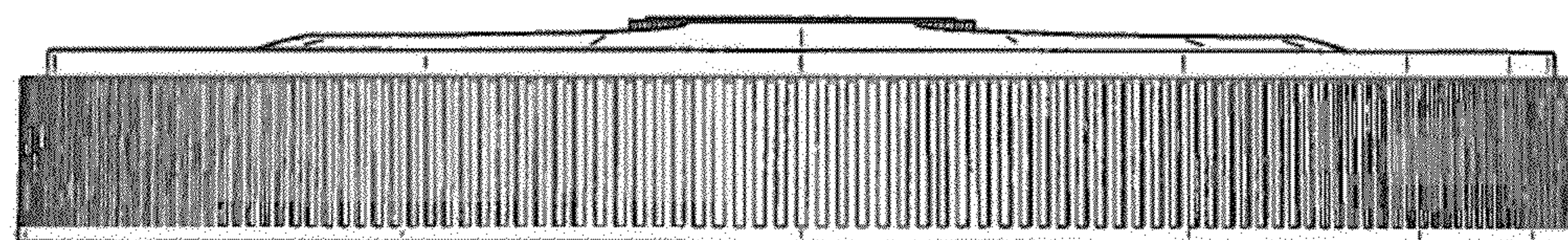


Fig. 5

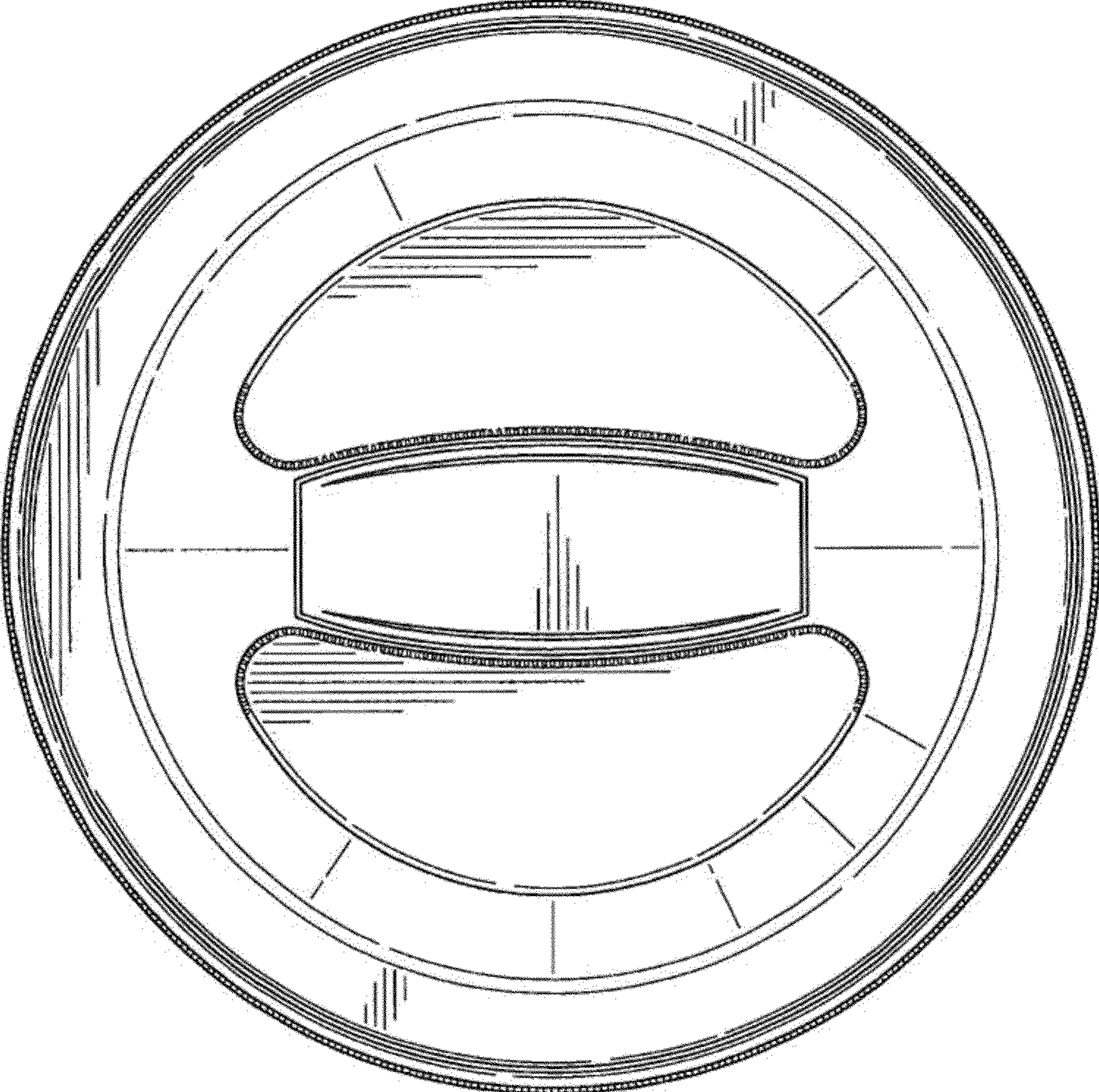


Fig. 6

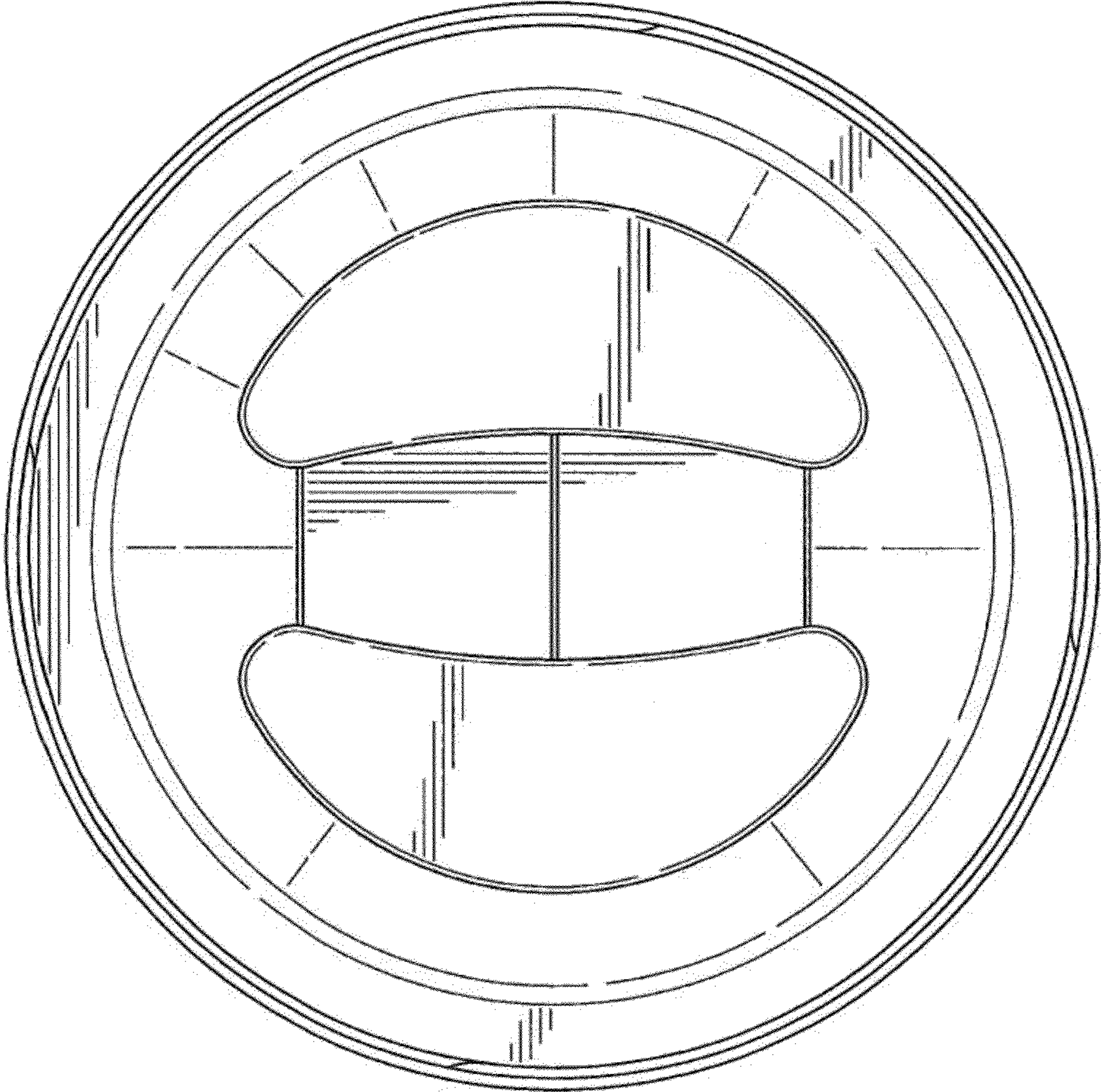


Fig. 7