



US00D749920S

(12) **United States Design Patent**
Matsuoka

(10) **Patent No.:** **US D749,920 S**
(45) **Date of Patent:** **** Feb. 23, 2016**

(54) **PEELER**

(71) Applicant: **Kyocera Corporation**, Kyoto-shi (JP)

(72) Inventor: **Takafumi Matsuoka**, Takatsuki (JP)

(73) Assignee: **KYOCERA Corporation**, Kyoto (JP)

(**) Term: **14 Years**

(21) Appl. No.: **29/497,377**

(22) Filed: **Jul. 23, 2014**

(30) **Foreign Application Priority Data**

Feb. 5, 2014 (JP) 2014-002371

(51) **LOC (10) Cl.** **07-06**

(52) **U.S. Cl.**

USPC **D7/695**

CPC **A47J 17/00** (2013.01)

(58) **Field of Classification Search**

USPC D7/368, 669, 693, 695; D8/107; 30/312

CPC A47J 17/00

See application file for complete search history.

(56) **References Cited**

U.S. PATENT DOCUMENTS

D332,034 S *	12/1992	Viemeister	D7/695
D373,506 S *	9/1996	Viemeister	D7/395
D390,428 S *	2/1998	Chen	D7/695
D420,867 S *	2/2000	Lion et al.	D7/695
D445,007 S *	7/2001	Abrams	D7/695
D451,772 S *	12/2001	Tseng	D7/695
D488,683 S *	4/2004	Overthun et al.	D7/695
D509,712 S *	9/2005	Lee	D7/695
7,140,111 B2 *	11/2006	Di Bitonto et al.	30/279.6
D576,847 S *	9/2008	Pan	D7/695
D672,623 S *	12/2012	Mah et al.	D7/695

8,596,173 B2 *	12/2013	Fung	83/13
8,893,392 B2 *	11/2014	Sampaio	30/279.2
D718,988 S *	12/2014	Szymanski	D7/695

FOREIGN PATENT DOCUMENTS

EP	1472961 A1 *	11/2004	A47J 17/02
GB	2390011 A *	12/2003	A47J 17/02
JP	09154713 A *	6/1997	A47J 17/02
JP	2000093332 A *	4/2000	A47J 43/28
JP	2004329940 A *	11/2004	A47J 17/02
JP	2007267770 A *	10/2007	A47J 17/02

OTHER PUBLICATIONS

Knife Merchant Kyocera Black Vertical Double Edge Peeler, Dated Mar. 21, 2015, [online], [site visited Oct. 26, 2015], Available from the Internet <<http://www.knifemerchant.com/product.asp?productID=8782>>.*

(Continued)

Primary Examiner — Thomas Johannes

Assistant Examiner — S. Bryan Reinholdt, Jr.

(74) *Attorney, Agent, or Firm* — Studebaker & Brackett PC

(57) **CLAIM**

The ornamental design for a peeler, as shown and described.

DESCRIPTION

FIG. 1 is a front perspective view of a peeler showing my new design;

FIG. 2 is a rear perspective view thereof;

FIG. 3 is a front view thereof;

FIG. 4 is a rear view thereof;

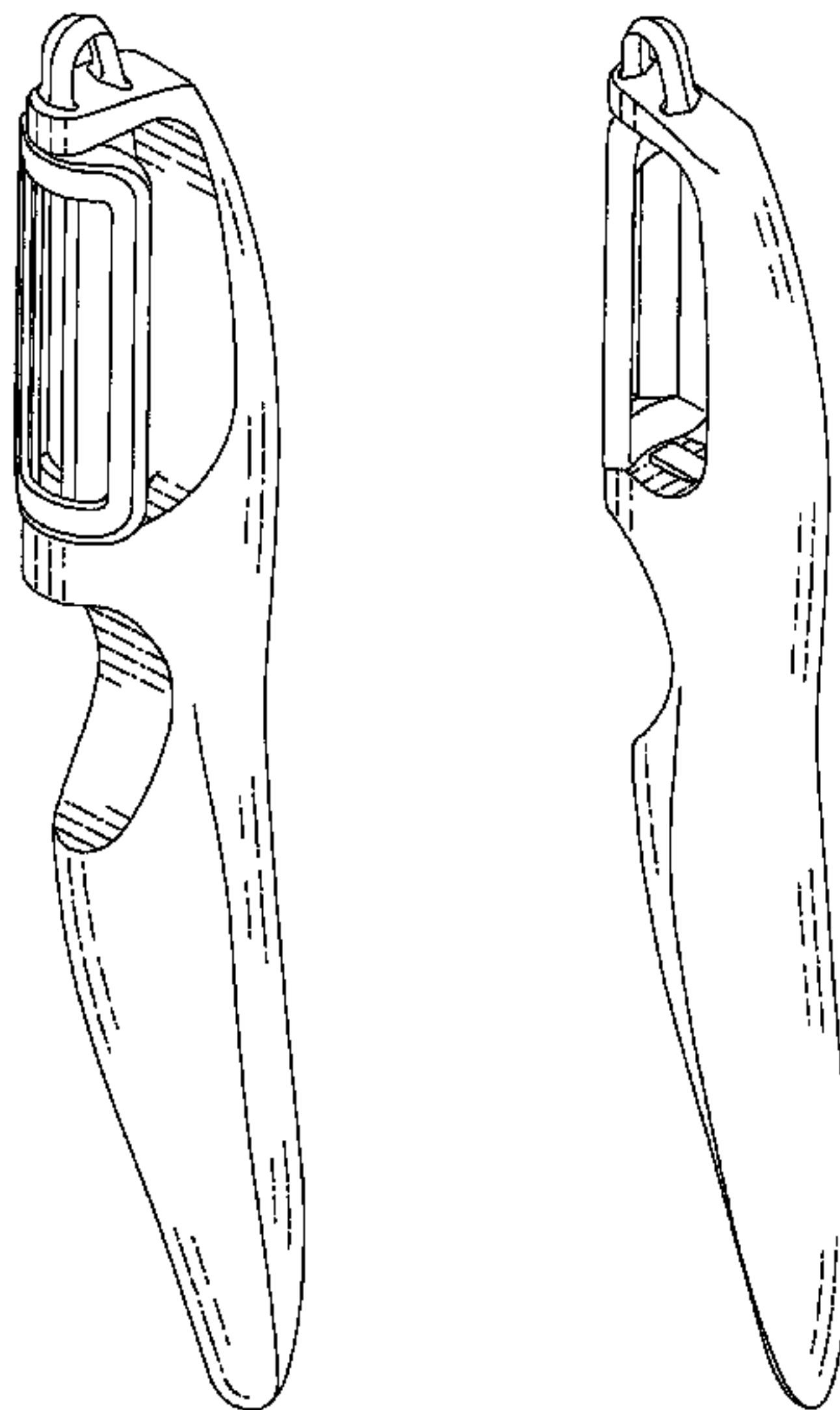
FIG. 5 is a left side view thereof;

FIG. 6 is a right side view thereof;

FIG. 7 is a top plan view thereof; and,

FIG. 8 is a bottom view thereof.

1 Claim, 4 Drawing Sheets



(56)

References Cited

OTHER PUBLICATIONS

Hainlin Shop Kyocera Black Vertical Double Edge Peeler, Dated Dec. 8, 2013[online], [site visited Oct. 26, 2015], Available from the Internet <<http://www.hainlin.de/peeler-vertical.html>>.*

Kyocera Advanced Ceramics—Black Vertical Double Edge Peeler, date unavailable, [online], [site visited Oct. 26, 2015], Available from the Internet <<http://kyoceraadvancedceramics.com/vertical-double-edge-peeler-642.html>>.*

* cited by examiner

FIG.1

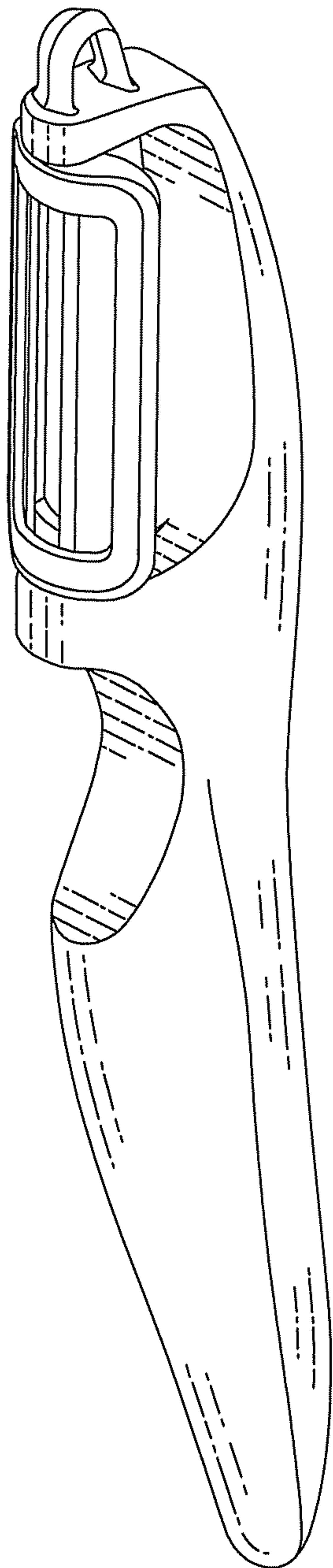


FIG.2

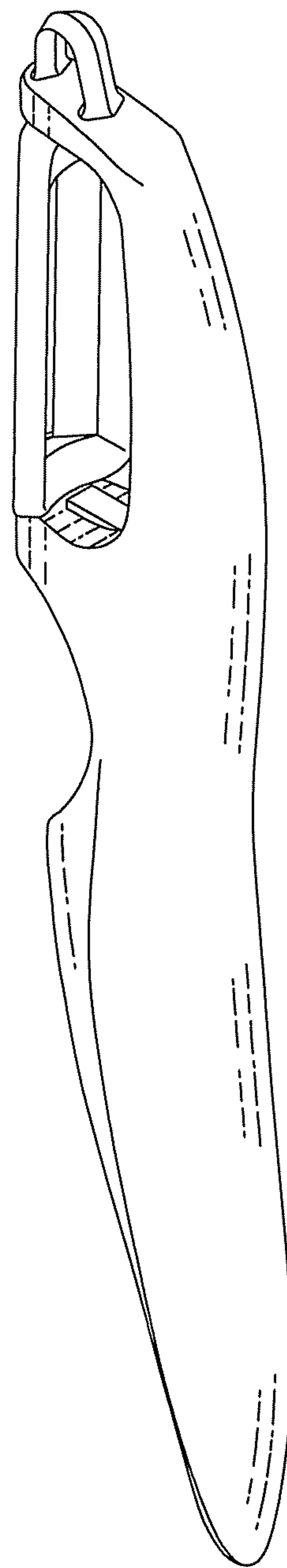


FIG.3

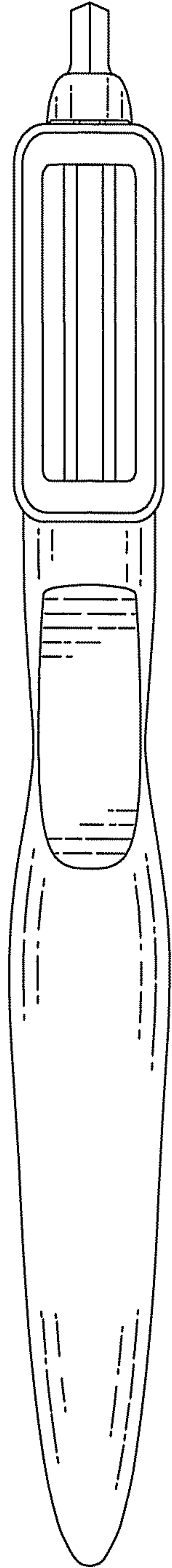


FIG.4

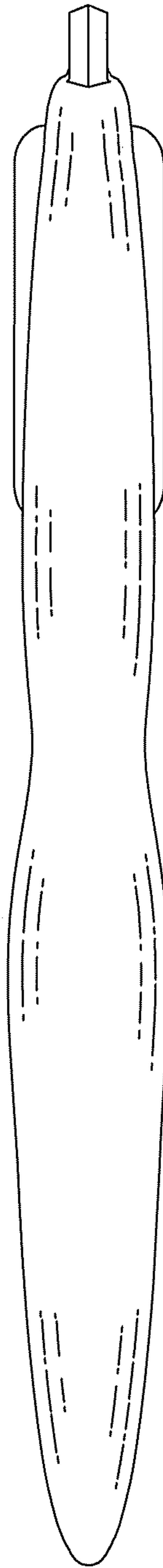


FIG.5

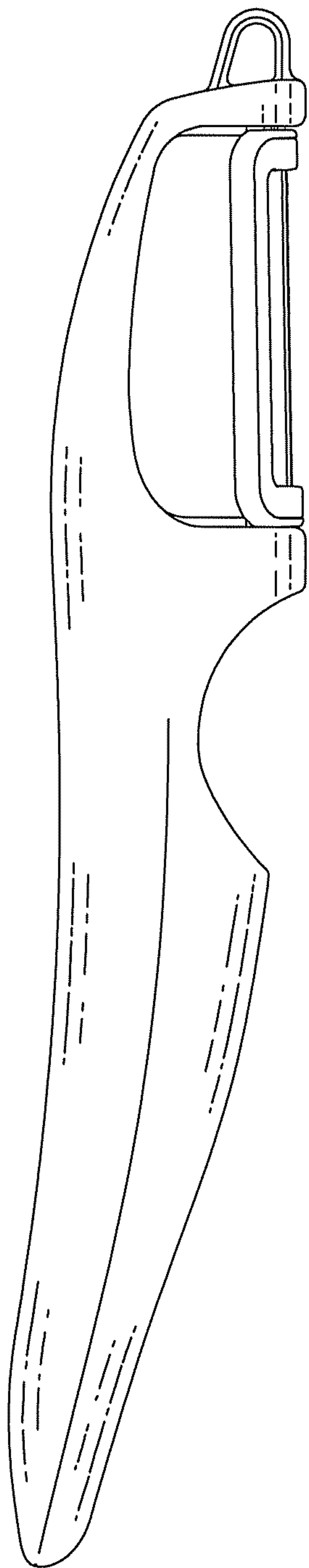


FIG.6

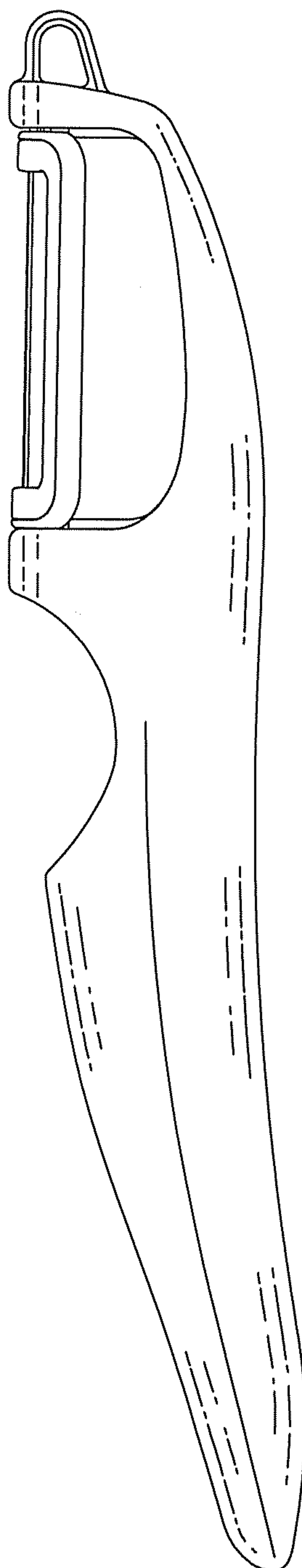


FIG.7

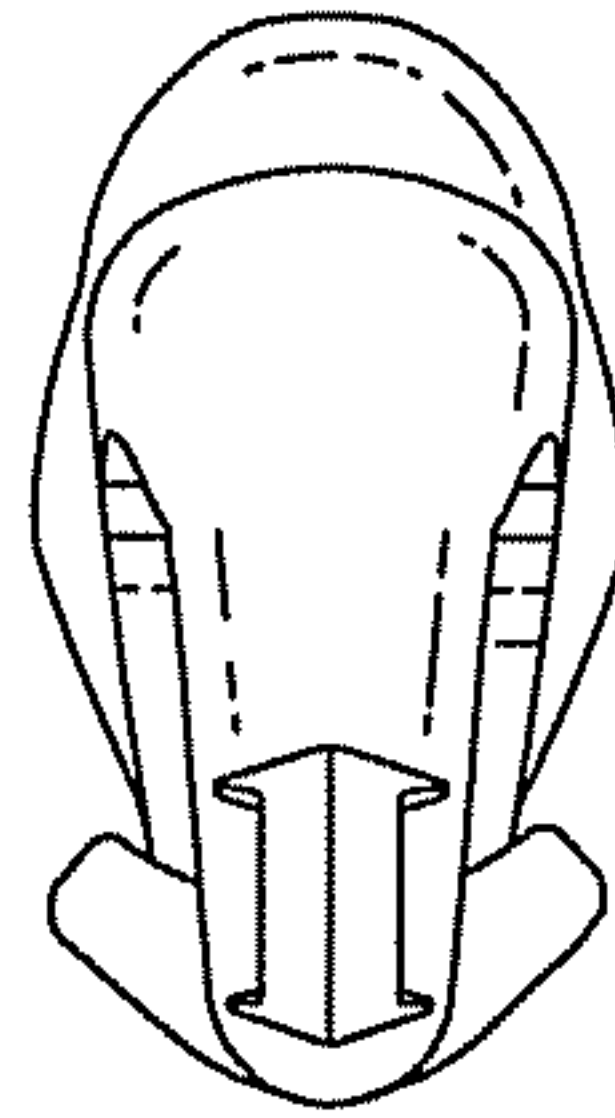


FIG.8

