



US00D749915S

(12) **United States Design Patent**
Haas

(10) **Patent No.:** **US D749,915 S**

(45) **Date of Patent:** **** Feb. 23, 2016**

- (54) **CUTLERY**
- (71) Applicant: **Hamilton Beach Brands, Inc.**, Glen Allen, VA (US)
- (72) Inventor: **Randy Haas**, Marlette, MI (US)
- (73) Assignee: **Hamilton Beach Brands, Inc.**, Glen Allen, VA (US)
- (**) Term: **14 Years**
- (21) Appl. No.: **29/514,813**
- (22) Filed: **Jan. 16, 2015**
- (51) **LOC (10) Cl.** **07-03**
- (52) **U.S. Cl.**
USPC **D7/649**
- (58) **Field of Classification Search**
USPC D7/393-395, 401.2, 642-652, 693, D7/695-696; D8/93, 97-100, 107, 300, D8/321; D22/117-118
CPC A01B 1/20; A01B 1/22; A22C 25/006; A47G 21/06; A47G 21/065; A61B 17/3211; A61B 17/3213; B21D 53/64; B25G 3/36; B26B 1/00; B26B 1/08; B26B 1/10; B26B 3/00; B26B 3/02; B26B 3/03; B26B 3/04; B26B 3/06; B26B 5/00; B26B 5/001; B26B 5/007; B26B 7/00; B26B 7/005; B26B 9/00; B26B 9/02; B26B 11/00; B26B 11/006; B26B 17/00; B26B 17/006; B26B 29/02; B26B 29/063
See application file for complete search history.

- (56) **References Cited**
U.S. PATENT DOCUMENTS
D455,937 S * 4/2002 Huebner D7/649
6,564,685 B1 * 5/2003 Beaton B26B 29/063
269/289 R

- 6,625,890 B2 * 9/2003 Hufnagel B25G 3/36
30/344
- D499,301 S * 12/2004 Chen D7/401.2
- D538,590 S * 3/2007 Stahl D7/395
- D539,082 S * 3/2007 Molayem D7/393
- D553,916 S * 10/2007 Ono D7/649
- D557,081 S * 12/2007 Hadj-Chikh D7/649
- D624,369 S * 9/2010 Gerlach D7/649
- D632,934 S 2/2011 Thun
- D633,345 S 3/2011 Ranieri
- D649,411 S 11/2011 Lo
- D649,840 S 12/2011 Lo
- D649,841 S 12/2011 Lo
- D652,691 S 1/2012 Thun
- D661,554 S * 6/2012 Thomkins D7/401.2
- D674,670 S * 1/2013 Thun D7/649
- D688,913 S * 9/2013 Lo D7/401.2
- D706,085 S 6/2014 Tarrerias
- D710,158 S 8/2014 Berger
- 9,132,559 B2 * 9/2015 Hatch B26B 3/00

* cited by examiner

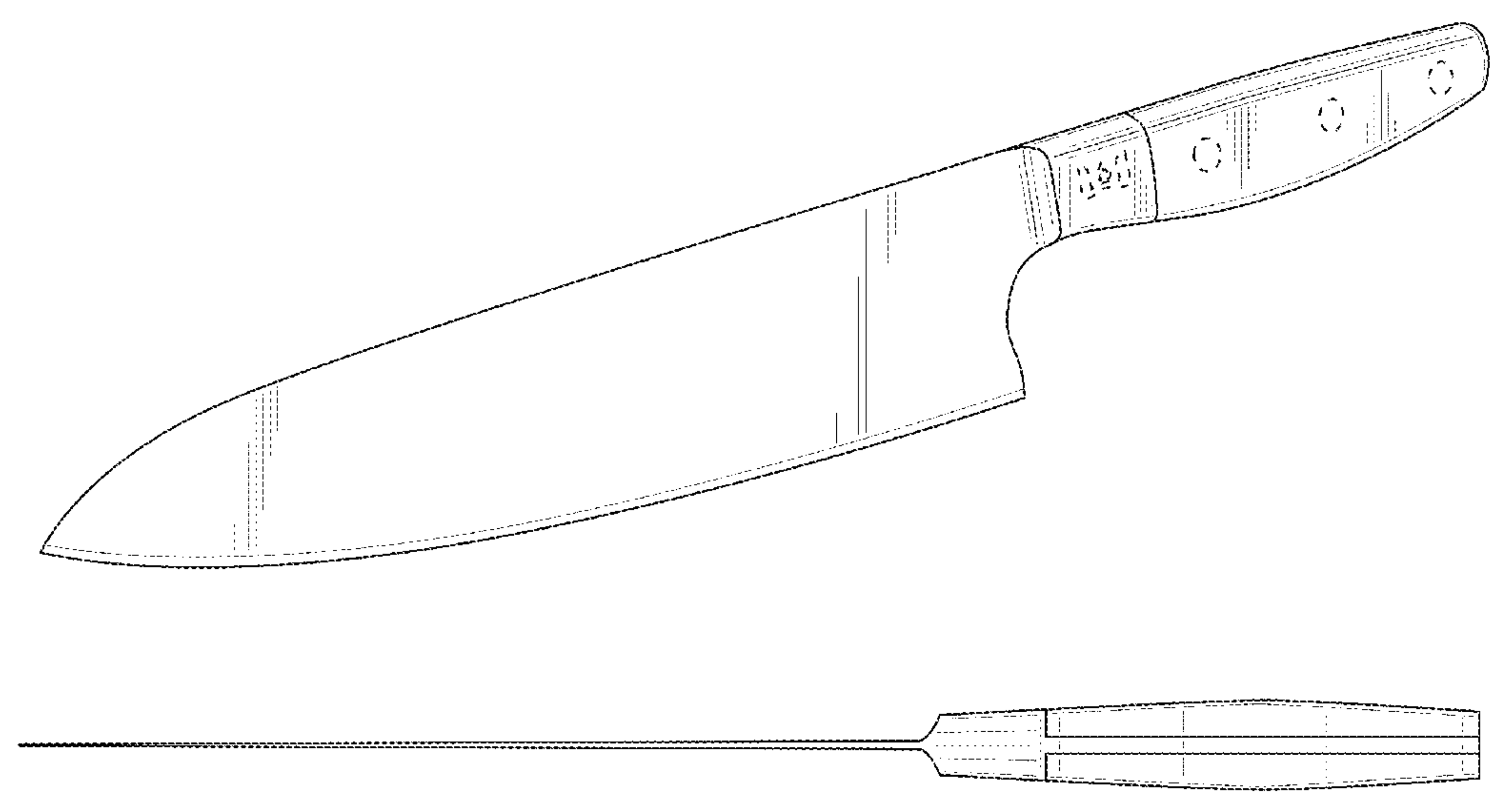
Primary Examiner — Ricky Pham
(74) *Attorney, Agent, or Firm* — Alexander D. Raring

(57) **CLAIM**
The ornamental design for cutlery, as shown and described.

DESCRIPTION

FIG. 1 is a perspective view as seen from the top, front and right side of cutlery showing the new design;
FIG. 2 is a perspective view as seen from the bottom, rear and right side thereof;
FIG. 3 is a right side view thereof;
FIG. 4 is a left side view thereof;
FIG. 5 is a front view thereof;
FIG. 6 is a rear view thereof;
FIG. 7 is a top view thereof; and,
FIG. 8 is a bottom view thereof.
Any broken line illustration of the structure in the drawings is not part of the claimed design.

1 Claim, 7 Drawing Sheets



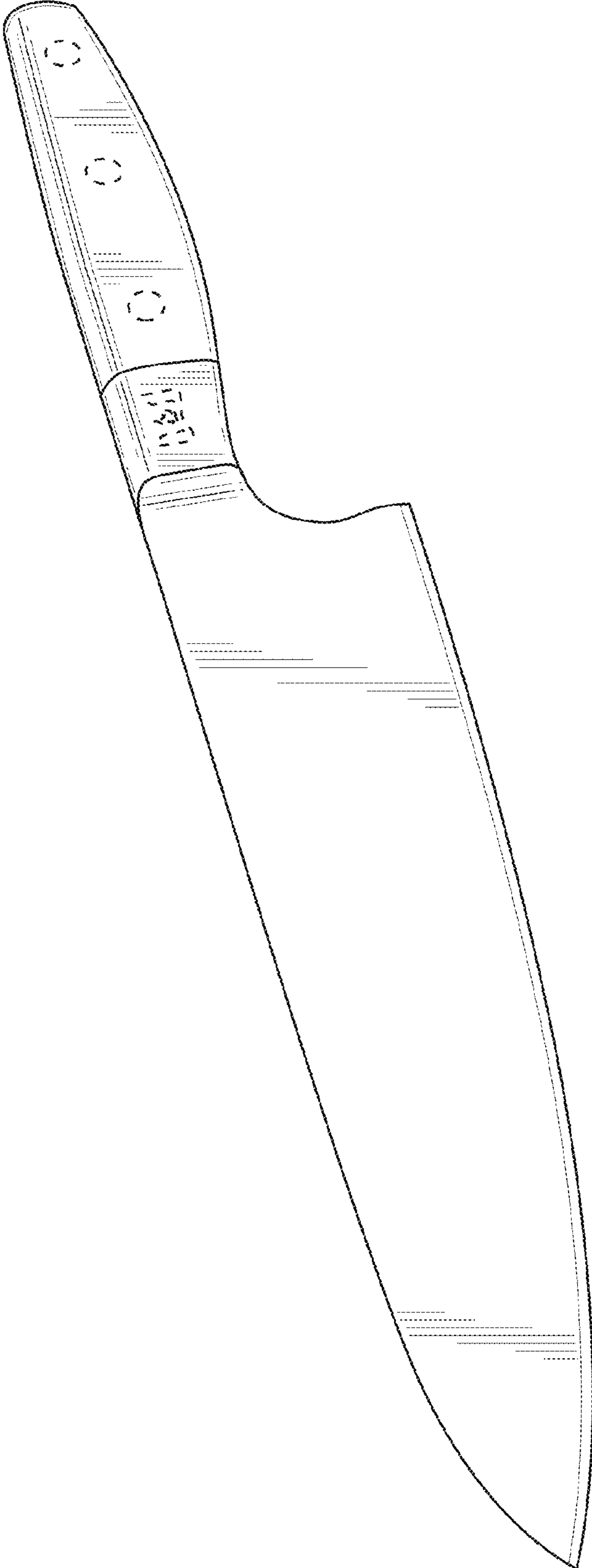


FIG. 1

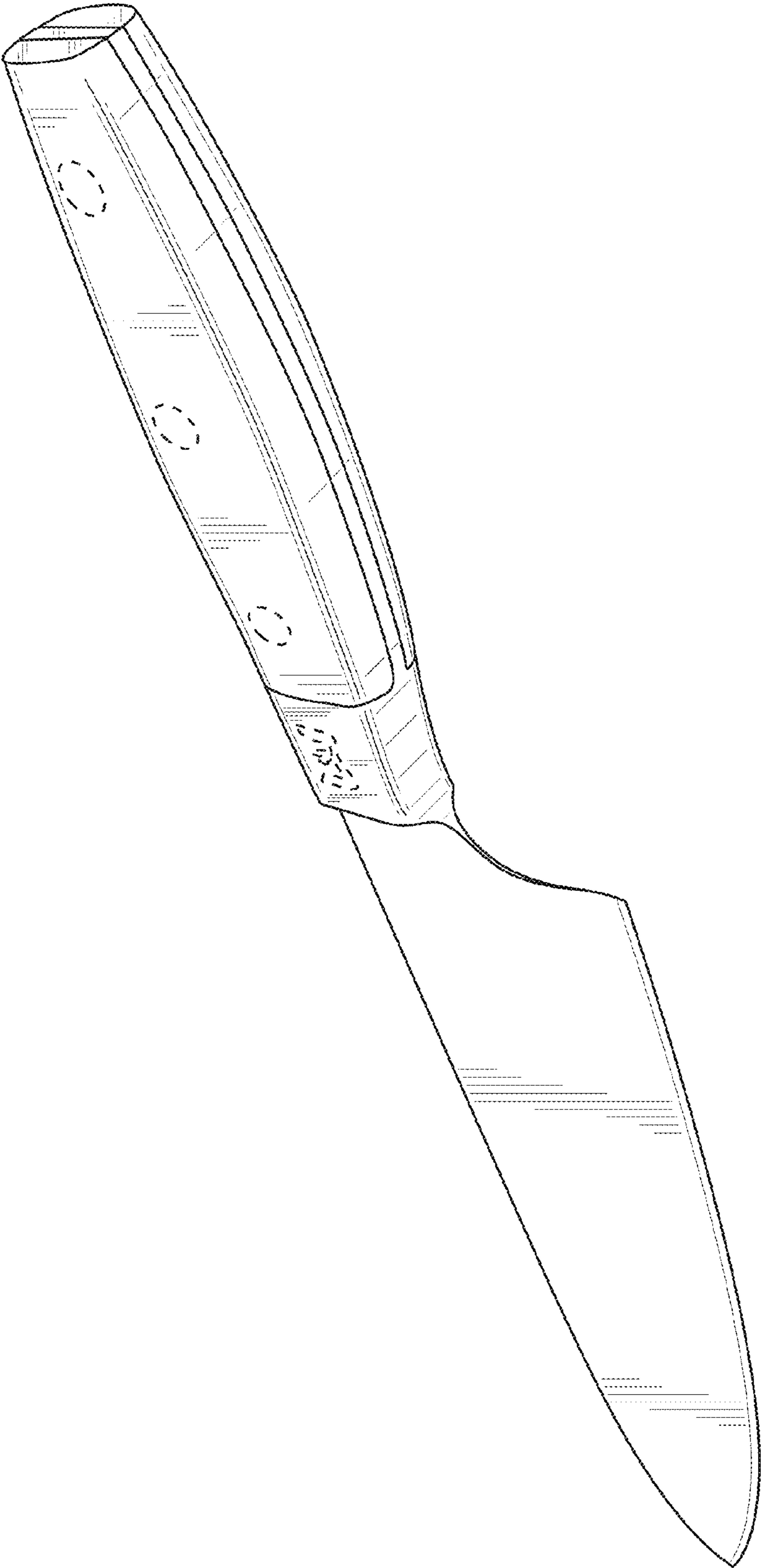


FIG. 2

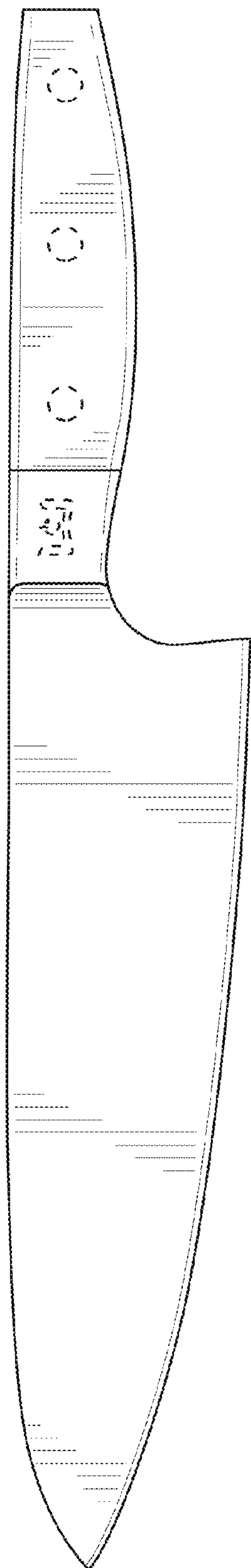


FIG. 3

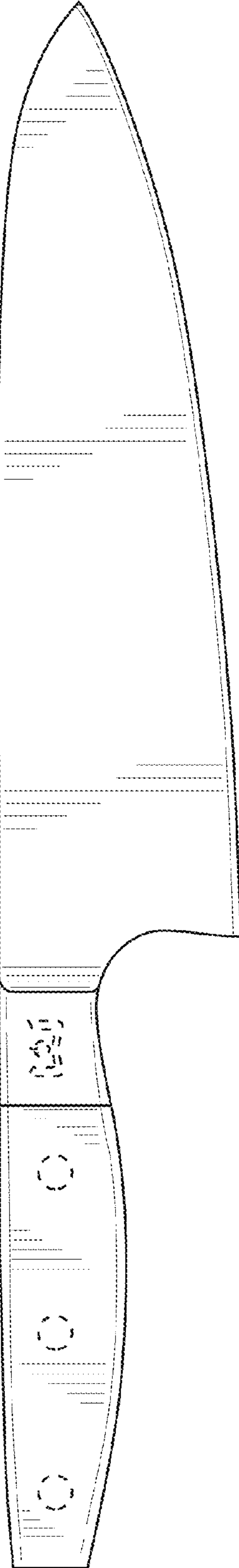


FIG. 4

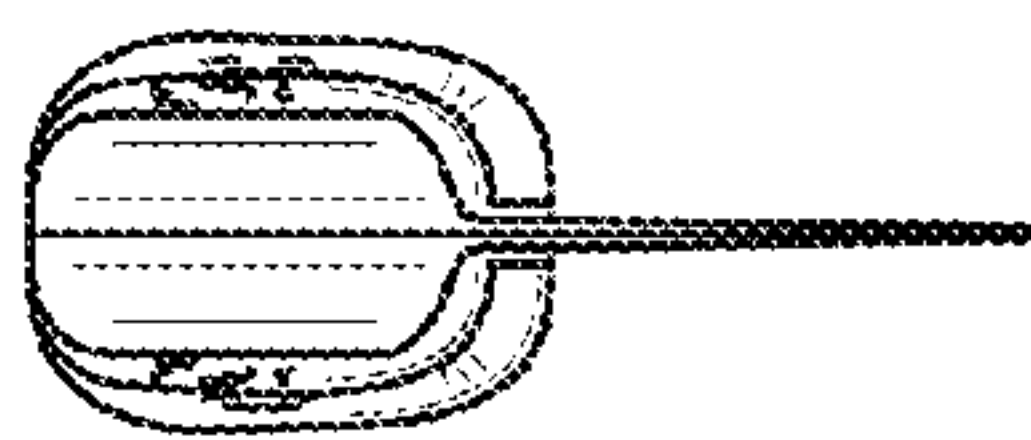
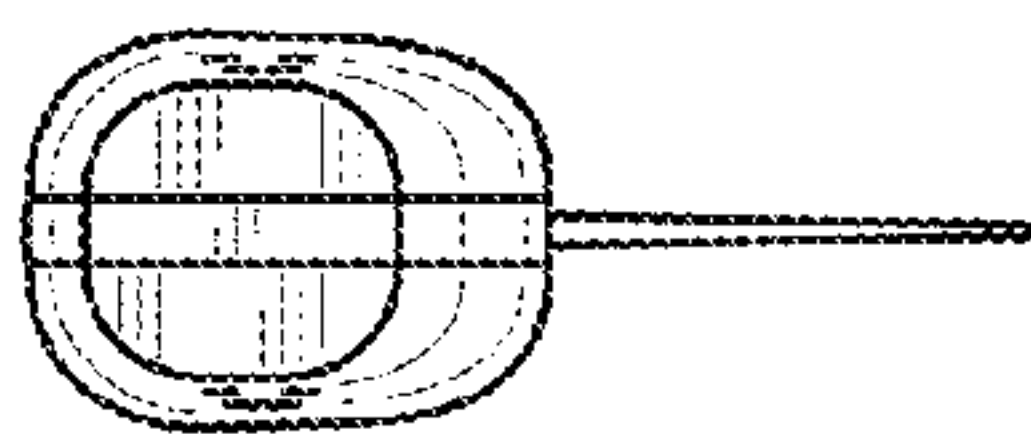


FIG. 5

FIG. 6

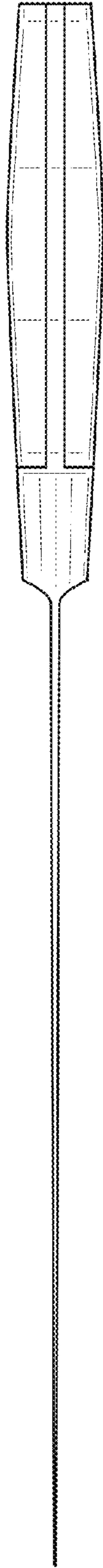


FIG. 7

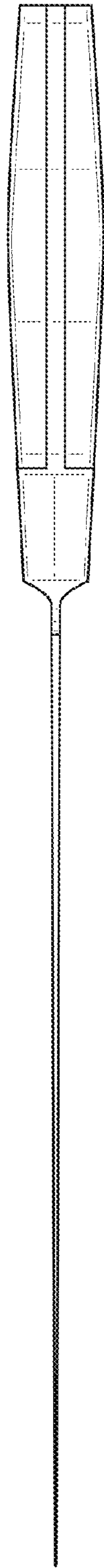


FIG. 8