



US00D749909S

(12) **United States Design Patent**
Piccinini

(10) **Patent No.:** **US D749,909 S**

(45) **Date of Patent:** **** Feb. 23, 2016**

(54) **PARTY PLATE**

(71) Applicant: **Carlo Piccinini**, Leeds (GB)

(72) Inventor: **Carlo Piccinini**, Leeds (GB)

(**) Term: **14 Years**

(21) Appl. No.: **29/497,224**

(22) Filed: **Jul. 22, 2014**

(30) **Foreign Application Priority Data**

Mar. 4, 2014 (EM) 002417543-0001

Mar. 4, 2014 (EM) 002417543-0002

(51) **LOC (10) Cl.** **07-01**

(52) **U.S. Cl.**
USPC **D7/587**

(58) **Field of Classification Search**
USPC D7/584, 500, 560, 554.3, 550.1, 538,
D7/571, 587, 586, 551.2, 543, 545, 505,
D7/566, 509, 555, 553.6, 584.501, 540;
220/574; D30/129; D3/304; D19/107,
D19/135, 95; 206/459.5
CPC A47G 19/02; A47G 19/06; A47G 23/06;
A47G 19/12; A47G 19/00; B65D 1/34;
A01K 5/0142; A01K 5/0114
See application file for complete search history.

(56) **References Cited**

U.S. PATENT DOCUMENTS

D268,010 S * 2/1983 O'Brien D20/40
D270,324 S * 8/1983 French D7/505
D307,529 S * 5/1990 Baetens D7/505
D308,461 S * 6/1990 Hosea A47G 19/06
D7/507
D308,497 S * 6/1990 Roche D12/133
4,989,846 A * 2/1991 Quinn A47G 23/06
269/54.5
5,152,398 A * 10/1992 Forestal A47G 19/065
206/561
D339,507 S * 9/1993 Ancona D7/553.4
D345,084 S * 3/1994 Williams D7/553.8
5,294,000 A * 3/1994 Yanuzzi A47G 19/065
206/519
RE34,703 E * 8/1994 Zilliox A47G 19/23
220/23.4

D409,655 S * 5/1999 Broyles D19/103
D417,999 S * 12/1999 Ingram D6/595
D440,832 S * 4/2001 Goldsborough D11/152
D448,977 S * 10/2001 Bleimaier D7/505

(Continued)

Primary Examiner — Cynthia Underwood

(74) *Attorney, Agent, or Firm* — King & Schickli, PLLC

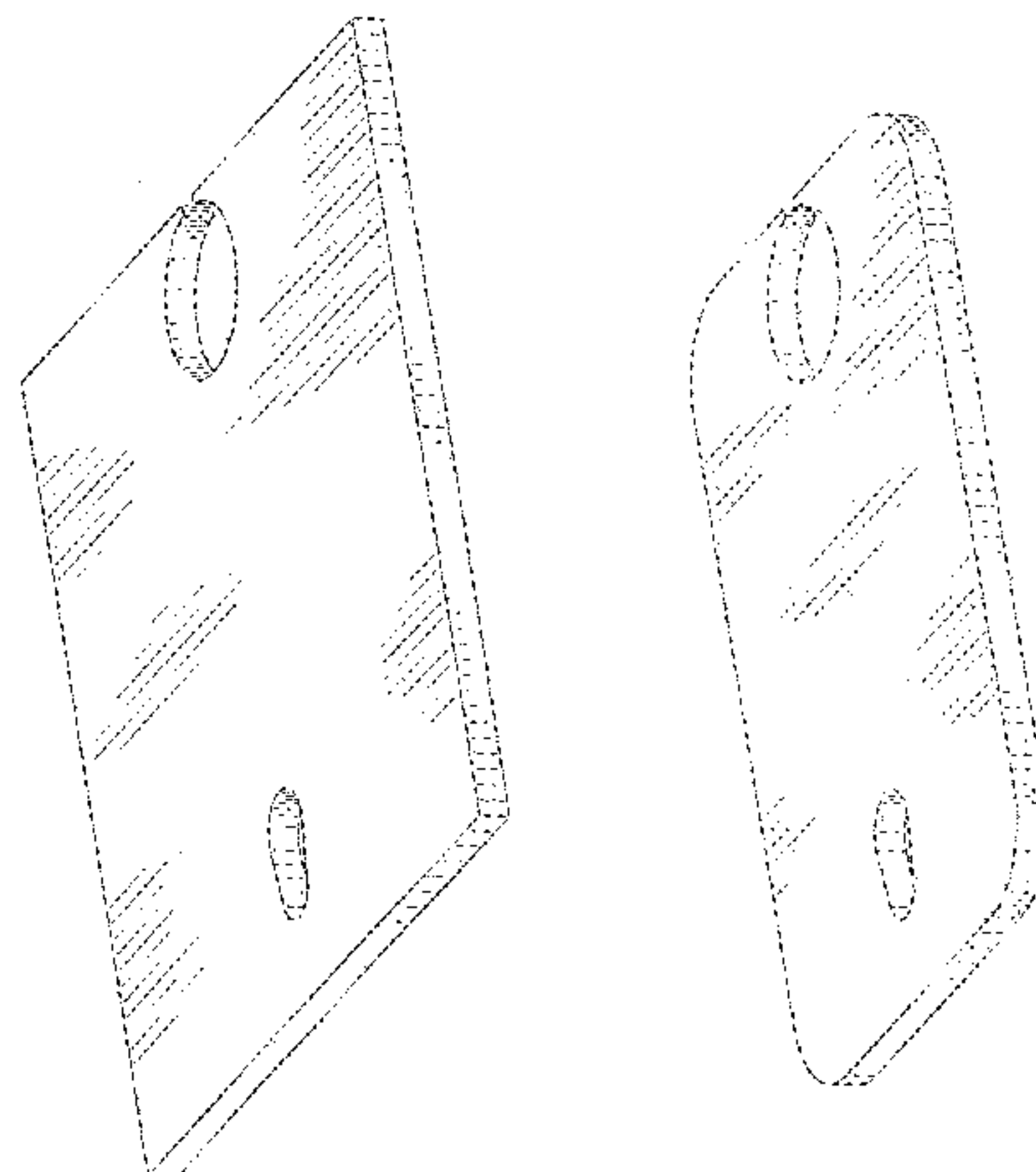
(57) **CLAIM**

The ornamental design for a party plate, as shown and described.

DESCRIPTION

FIG. 1 is a perspective view of a first embodiment of the invention;
FIG. 2 is a right side view of a first embodiment of the invention;
FIG. 3 is a left side view of a first embodiment of the invention;
FIG. 4 is a view of the bottom of a first embodiment of the invention;
FIG. 5 is a view of the top of a first embodiment of the invention;
FIG. 6 is a view of the front of a first embodiment of the invention;
FIG. 7 is a view of the back of a first embodiment of the invention;
FIG. 8 is a perspective view of a second embodiment of the invention;
FIG. 9 is a right side view of a second embodiment of the invention;
FIG. 10 is a left side view of a second embodiment of the invention;
FIG. 11 is a view of the bottom of a second embodiment of the invention;
FIG. 12 is a view of the top of a second embodiment of the invention;
FIG. 13 is a view of the front of a second embodiment of the invention; and,
FIG. 14 is a view of the back of a second embodiment of the invention.

1 Claim, 14 Drawing Sheets



(56)

References Cited

U.S. PATENT DOCUMENTS

D464,840 S *	10/2002	Ingram	D6/610	D631,952 S *	2/2011	Marcoff	D23/308
6,758,518 B2 *	7/2004	Ingram	A47C 7/70	D634,585 S *	3/2011	Vaehsen	D7/554.2
				108/44	D650,237 S *	12/2011	McComas	D7/546
D524,108 S *	7/2006	Price	D7/553.4	D654,764 S *	2/2012	Murphy	D7/553.1
D530,155 S *	10/2006	Chang	D7/554.3	D661,354 S *	6/2012	Karnis	D19/88
D563,726 S *	3/2008	Fraser	D7/553.1	D684,438 S *	6/2013	Joseph	D7/698
D575,600 S *	8/2008	Mayer	D7/553.1	D696,086 S *	12/2013	Wang	D7/698
D575,988 S *	9/2008	McComas	D7/543	D700,813 S *	3/2014	Fakahany	D7/698
D587,539 S *	3/2009	Almeda	D7/698	D712,204 S *	9/2014	Hatcher	D7/553.5
D591,568 S *	5/2009	Grabowski	D7/698	D717,132 S *	11/2014	Van Dyke	D7/708
D612,689 S *	3/2010	White	D7/553.6	D731,249 S *	6/2015	Keeth	D7/554.2
D614,926 S *	5/2010	Cox	D7/708	D737,104 S *	8/2015	Sobotka	D7/554.2
D623,478 S *	9/2010	Hayashi	D7/551.1	D738,689 S *	9/2015	Grano de Oro	D7/554.3
D629,654 S *	12/2010	Moon	D7/552.1	2004/0262482 A1 *	12/2004	Lim	A47G 19/06
									248/311.2
					2005/0017134 A1 *	1/2005	Hooper	A47G 23/0241
									248/103

* cited by examiner

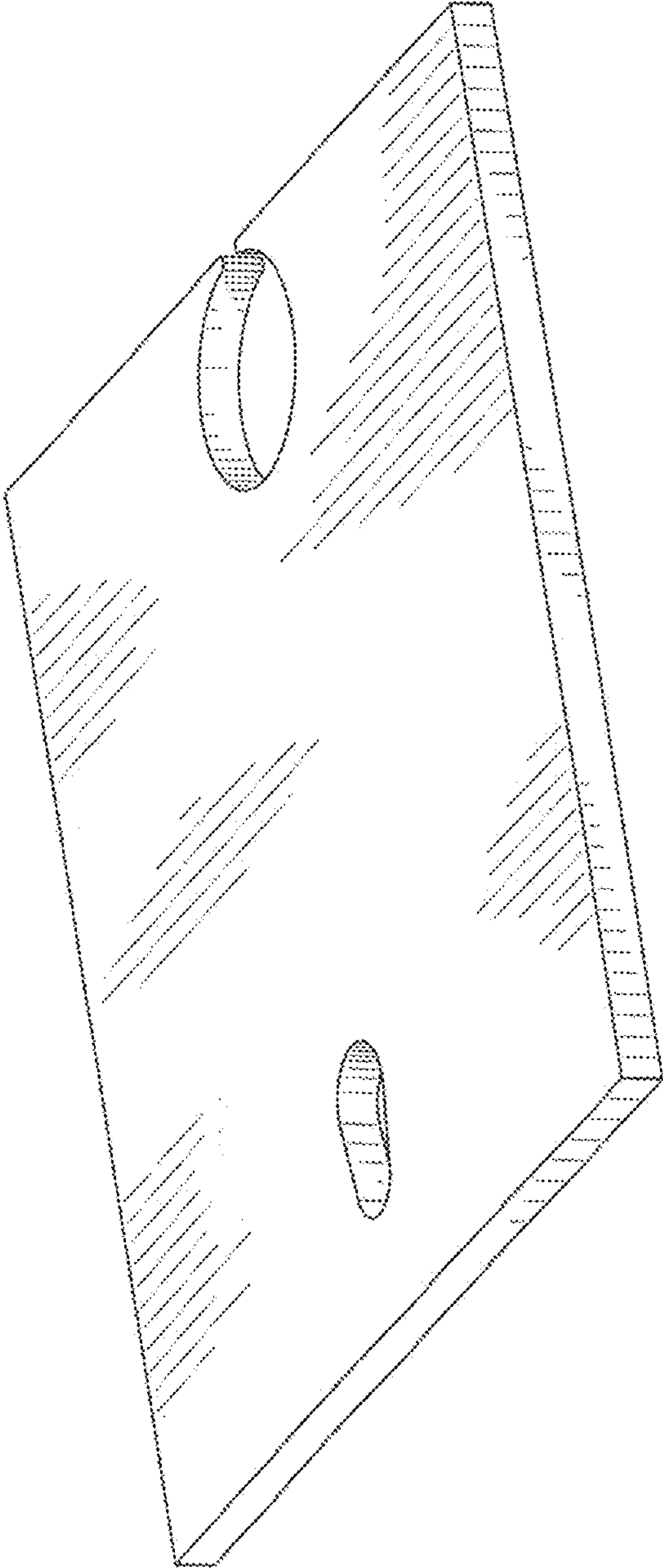


Fig. 1




Fig. 2



Fig. 3



Fig. 4



Fig. 5




Fig. 6




Fig. 7

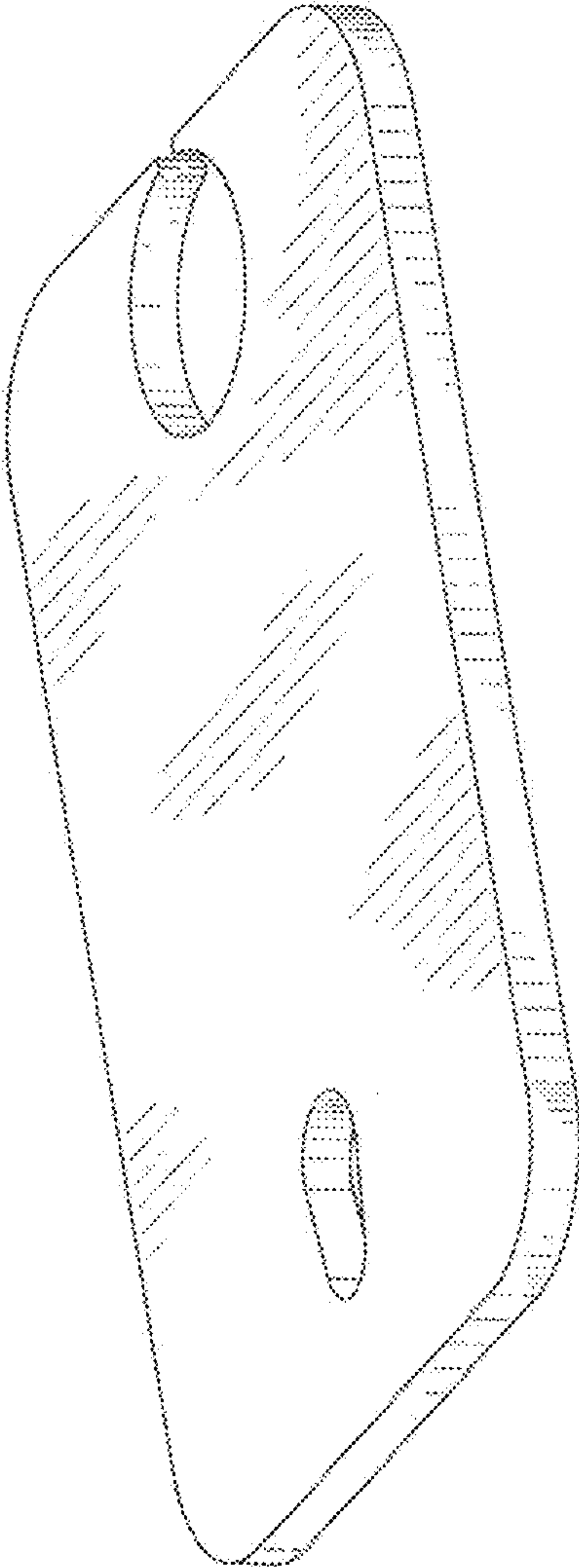


Fig. 8

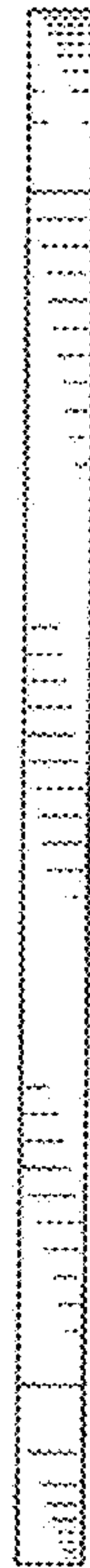


Fig. 9



Fig. 10




Fig. 11

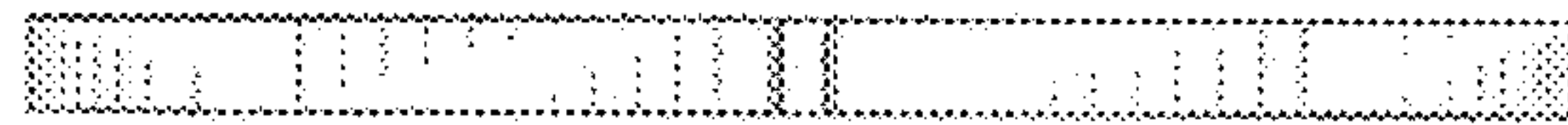


Fig. 12

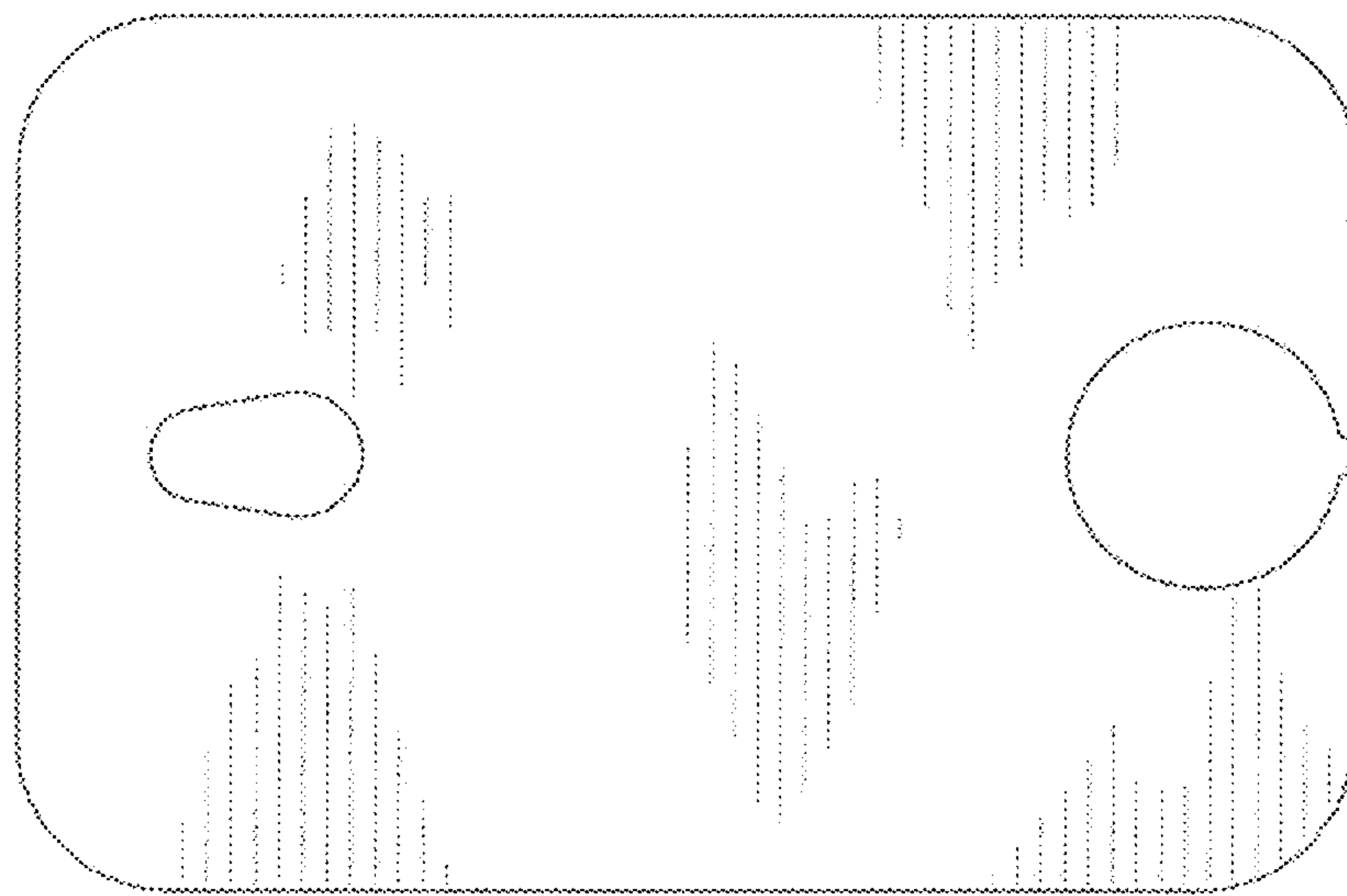


Fig. 13

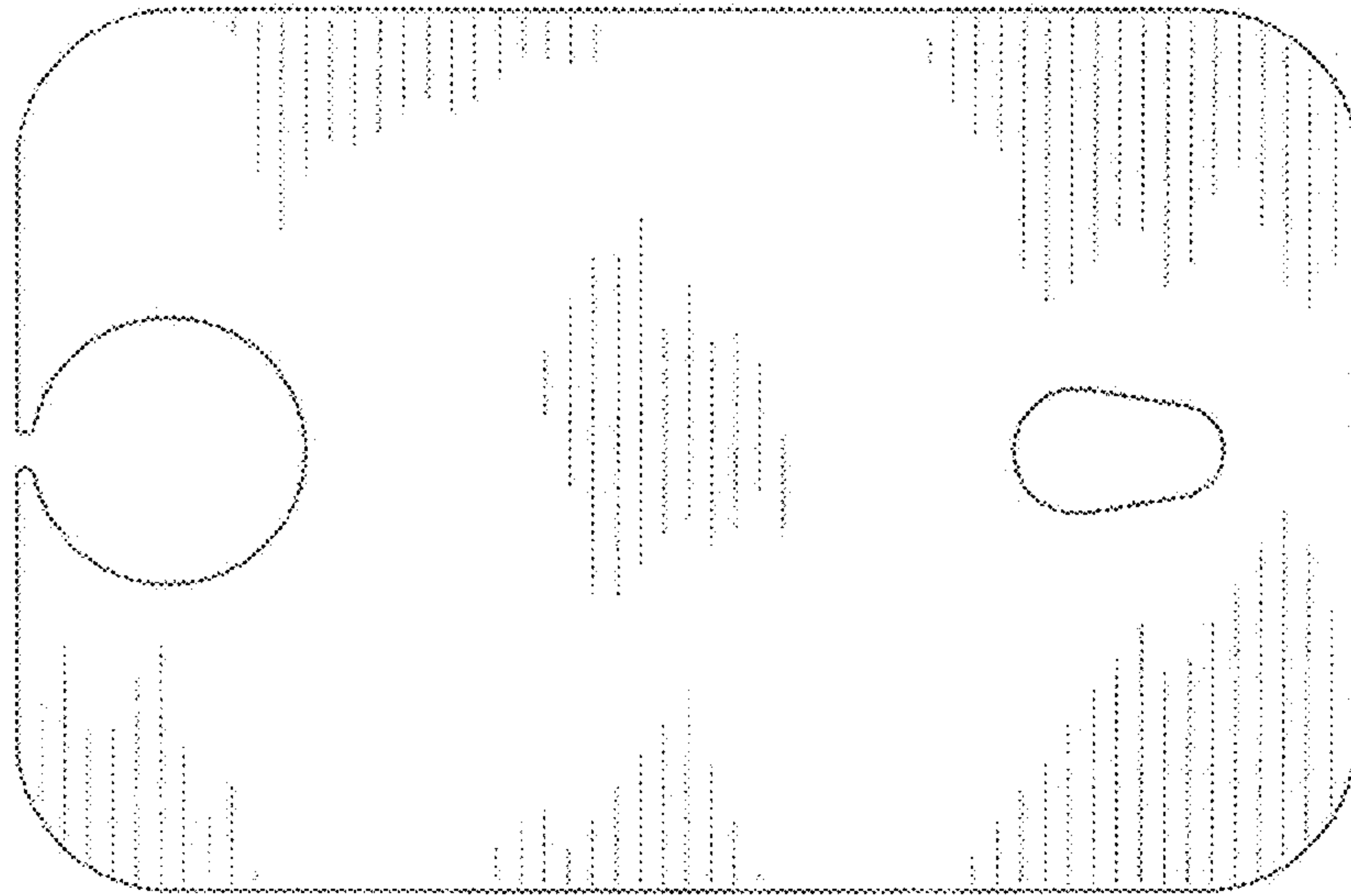


Fig. 14