



US00D749903S

(12) **United States Design Patent**
Lee

(10) **Patent No.:** **US D749,903 S**
(45) **Date of Patent:** **** Feb. 23, 2016**

(54) **OVEN**

(56) **References Cited**

(71) Applicant: **Samsung Electronics Co., Ltd.**,
Suwon-si (KR)

(72) Inventor: **Soo-Jung Lee**, Kimpo-Si (KR)

(73) Assignee: **Samsung Electronics Co., Ltd.**,
Suwon-si (KR)

(**) Term: **14 Years**

(21) Appl. No.: **29/496,102**

(22) Filed: **Jul. 9, 2014**

(30) **Foreign Application Priority Data**

Jan. 15, 2014 (KR) 30-2014-0002419

(51) **LOC (10) Cl.** **07-02**

(52) **U.S. Cl.**
USPC **D7/402**

(58) **Field of Classification Search**
USPC D7/340, 341, 346, 348, 365, 367, 393,
D7/394, 402, 407; 219/678, 756-758;
126/19 M, 275 E
CPC B65D 51/247; B65D 77/245
See application file for complete search history.

U.S. PATENT DOCUMENTS

D468,959 S * 1/2003 Rohback, Jr. D7/332
8,028,689 B2 * 10/2011 Bruno A47J 37/079
126/25 B
D677,987 S * 3/2013 High D7/402
D679,943 S * 4/2013 Zhou D7/402
D693,623 S * 11/2013 Merkurieff D7/332
D728,308 S * 5/2015 Barford D7/402

* cited by examiner

Primary Examiner — Zenia Bennett
(74) *Attorney, Agent, or Firm* — NSIP Law

(57) **CLAIM**

I claim the ornamental design for an oven, as shown and described.

DESCRIPTION

FIG. 1 is a front perspective view of an oven showing my new design;
FIG. 2 is a front view thereof;
FIG. 3 is a rear view thereof;
FIG. 4 is a left-side view thereof;
FIG. 5 is a right-side view thereof;
FIG. 6 is a top view thereof;
FIG. 7 is a bottom thereof; and,
FIG. 8 is an enlarged perspective view of the claimed portion shown in FIG. 2.
The broken lines in the figures show portions of the oven which form no part of the claimed design.

1 Claim, 7 Drawing Sheets

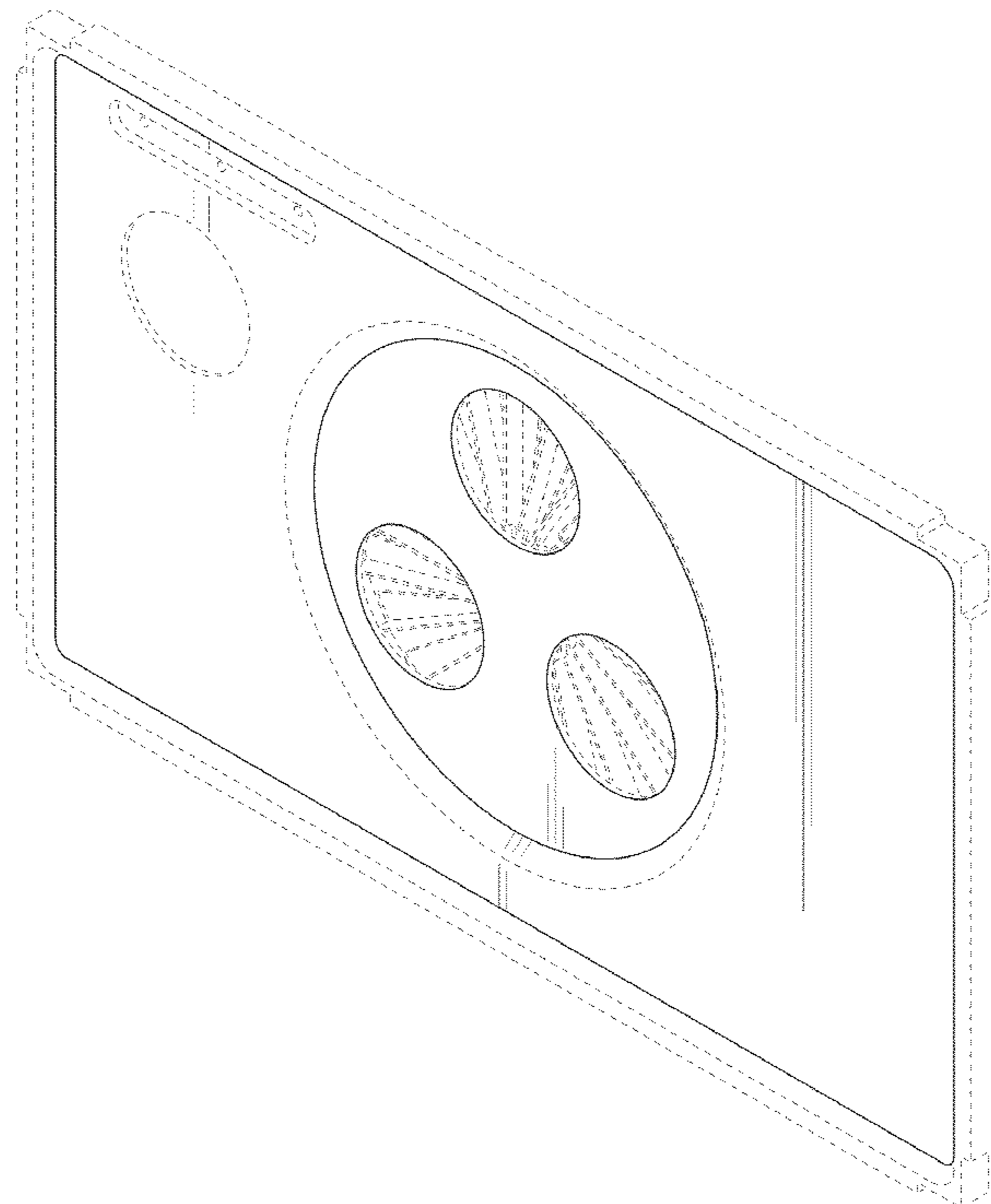


FIG. 1

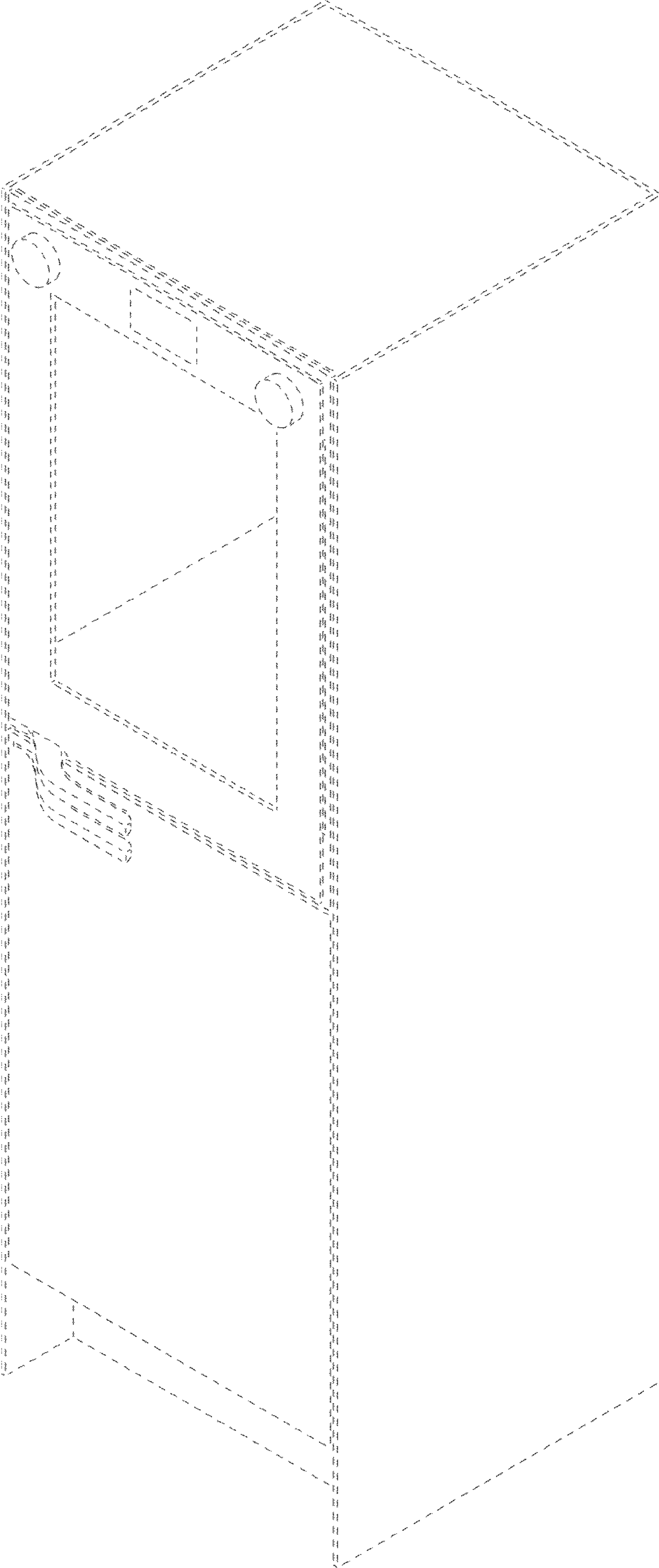


FIG. 2




FIG. 3




FIG. 4




FIG. 5

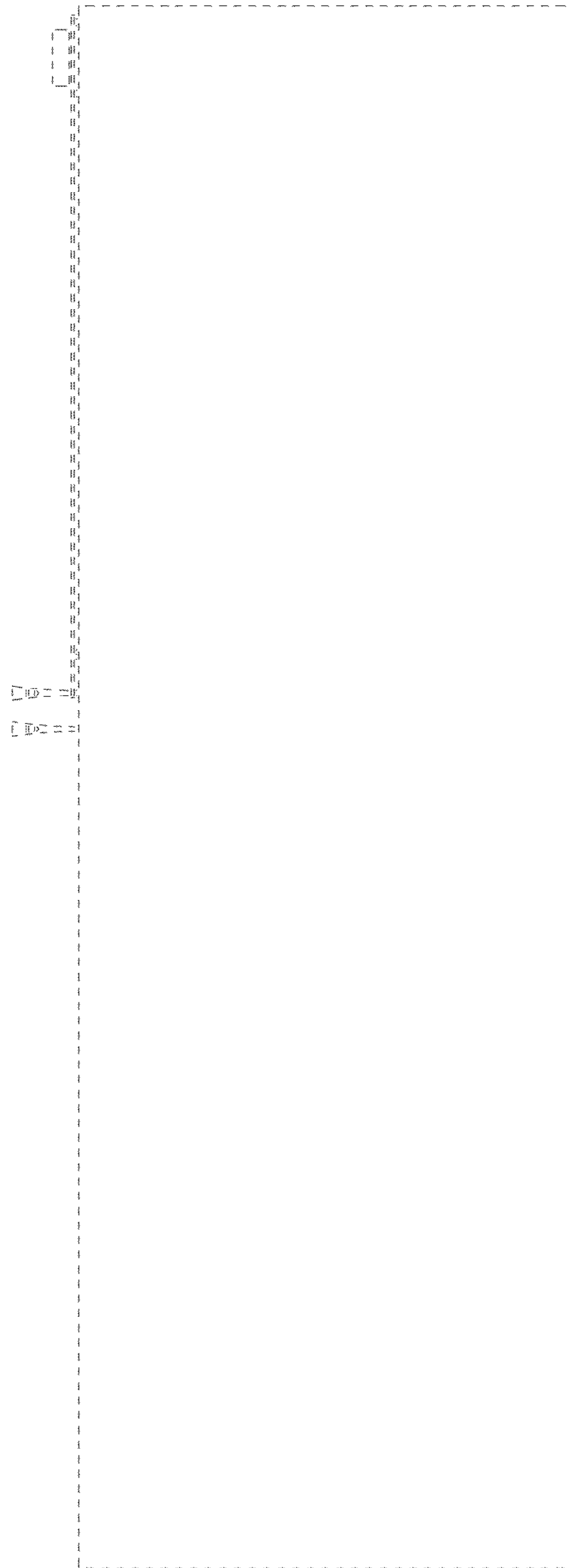


FIG. 6




FIG. 7

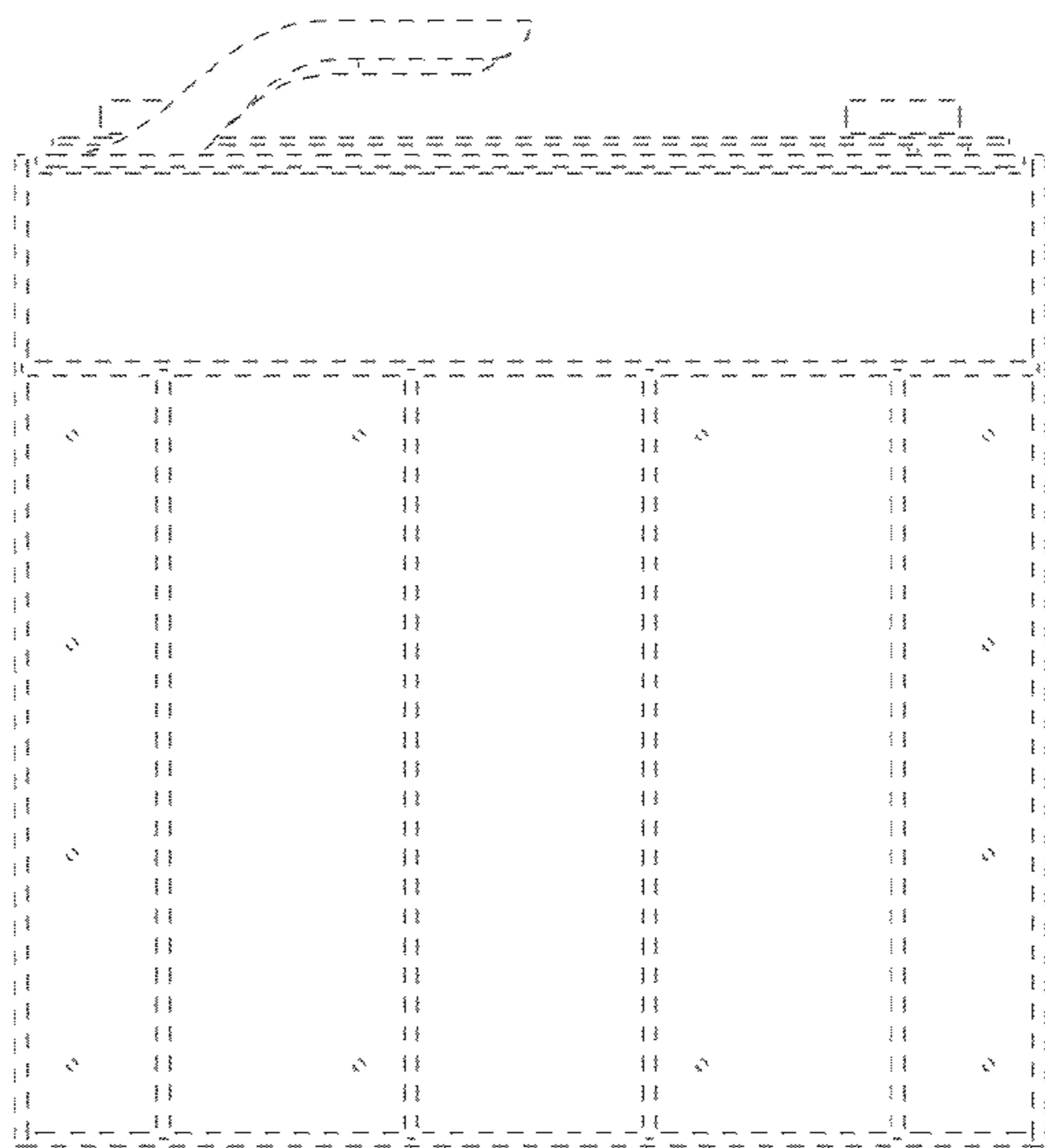


FIG. 8

